


# TECH-GUIDE



PAVERS | RETAINING WALLS | ACCESSORIES



# DURA DENZ PRODUCTS AVAILABLE

## POLYMERIC SAND

Our Dura Denz Polymeric Sand will minimize sand erosion from pavement joints, deters weed growth, insect infestation and reduces overall pavement maintenance. **Dura Denz polymeric sand is available in two colors: Tan & Granite.**

## ALL-IN-ONE SEALER

How do you go about keeping your new paver project looking its absolute best? By sealing it with a Dura Denz All-In-One Penetrating Sealer, uniquely formulated in conjunction with the Americana Collection pavers to enhance, protect, and stabilize your paver project. **Dura Denz penetrating sealers are offered in both Water Based and Solvent Based formulas - Matte and Wet-Look finishes: 1-gallon & 5-gallon sizes.**

## BEST PRACTICES

**We adhere to ICPI System Practices.**

- After excavation, install geosynthetic fabric
- Install sub-base material (open graded 3/4" clean or 3/4" down to fines)
- Install bedding layer (clean limestone chip or concrete sand)
- Install Americana Collection paver
- Sweep in Dura Denz Polymeric Sand
- Clean patio in preparation of sealer
- Seal patio with Dura Denz All-In-One Sealer

Dura Denz is exclusive to Oberfields and represents a dramatic break-through in concrete casting technology. Our Americana Collection line of premium pavers are infused with Dura Denz. A specially formulated dense top layer that creates a smooth, extra-hard surface that resists chipping, scratching and fading. The result is products that are not only beautiful, but extremely durable.

Call your Oberfields representative today.  
**Because quality matters.**

# Contents

SEE AND FEEL THE  
**DIFFERENCE**  
DESIGN TO BE  
**DIFFERENT**



**EXTREMELY DURABLE**  
RESISTS DAILY WEAR AND TEAR



**COLOR FADE RESISTANT**



**EXCEEDS ASTM STANDARDS**  
ENHANCED QUALITY AND STRENGTH



**DENSE TOP-LAYER**  
(NO COARSE AGGREGATE)



**AMERICAN OWNED AND MADE**

## PAVERS

Lexington® .....	4
Ozark® Demi.....	5
Ozark® Supra.....	6
Manhattan® Demi .....	7
Manhattan® Supra .....	8
Newport® .....	9
CityStone™ XL .....	10
Plymouth® .....	11
Jamestown® .....	12
Luna™ .....	13
Eco-Elite™ L-10.....	14
Grand Flagstone .....	15
Dimensional Flagstone .....	16

## WALLS

Edington Wall Stone® .....	17
Lenza Wall .....	18
Belvedere Wall .....	19
Dimensional Wall.....	20
Kodah Wall.....	21
Outcropping.....	22
Versa-Lok® .....	23
RegalStone Pro® Straight .....	24
MagnumStone® .....	25

## STAIR TREADS | WALL COPINGS | PIER CAPS

Bullnose Pavers.....	26
Olentangy Bluff Tread™ .....	27
Dimensional and Irregular Steps.....	28
Superior Steppers.....	29
Dimensional Coping.....	30
Column Caps.....	31

## SAND | SEALERS | KITS

Fire Pits .....	32-35
Edington Pub Table .....	36

## GENERAL INFORMATION

Warranty .....	39
----------------	----

# Lexington®



Packaged Together New Combo Mold (Muster K Pattern)



**Lexington 14**


5 1/2" x 5 1/2" x 2 3/8"



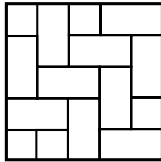
**Lexington 21**

5 1/2" x 8 1/4" x 2 3/8"


## INSTALLATION PATTERNS



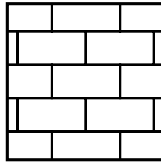
Muster K



90° Herringbone  
(Lexington 21 only)



45° Herringbone  
(Lexington 21 only)



Running Bond  
(Lexington 21 only)

## APPLICATIONS

Pedestrian traffic, residential driveways, patios, borders and swimming pool decks. Vehicular-Rated.

## PACKAGING INFO

PRODUCT	WEIGHT PER SQ. FT.	UNITS PER SQ. FT.	SQ. FT. PER UNIT	UNITS PER LAYER	LAYERS PER CUBE	SQ. FT. PER LAYER	UNITS PER CUBE	WEIGHT PER CUBE	TOTAL SQ. FT. PER CUBE	COLORS STOCKED
Lexington® Combo Pallet	29 lbs	4.76/3.17	.32/.21	36	10	10.12	360	2934	101.20	Canyon Creek, Driftwood, Earth, Flagstone, Granite, Storm
Lexington® 21	29 lbs	3.17	0.32	42	8	13.25	336	3074 lbs	106	Charcoal, Driftwood, Storm



Due to variations in printing, color selections should always be chosen from actual product samples. Americana Collection pavers require a buffer between the plate compactor and the paver surface to prevent scuffing.



Canyon Creek Blend



Charcoal  
(Lexington 21 only)



Driftwood Blend



Earth Blend



Flagstone Blend



Granite Blend



Storm Blend

# Ozark Demi®



Packaged Together



**Small Rectangle**  
4" x 8" x 2<sup>3</sup>/<sub>8</sub>"



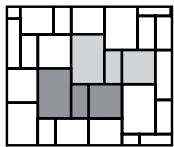
**Square**  
8" x 8" x 2<sup>3</sup>/<sub>8</sub>"



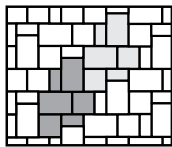
**Large Rectangle**  
8" x 12" x 2<sup>3</sup>/<sub>8</sub>"

\*Similar to our previous Malibu

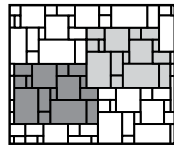
## INSTALLATION PATTERNS



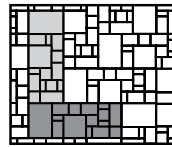
Demi or Supra  
Pattern 1



Demi or Supra  
Pattern 2



Demi/Supra  
Pattern 1  
Demi (30%), Supra (70%)



Demi/Supra  
Pattern 2  
Demi (50%), Supra (50%)

## APPLICATIONS

Pedestrian traffic, patios,  
swimming pool decks, and sidewalks.

## PACKAGING INFO

PRODUCT	WEIGHT PER SQ. FT.	UNITS PER SQ. FT.	SQ. FT. PER UNIT	UNITS PER LAYER	LAYERS PER CUBE	SQ. FT. PER LAYER	UNITS PER CUBE	WEIGHT PER CUBE	TOTAL SQ. FT. PER CUBE	COLORS STOCKED
Ozark® Demi Small Rectangle	29 lbs	4.5	0.22	8	10	1.76	80	2884 lbs Combined Weight	103.3 All Sizes Together	Canyon Creek, Driftwood, Earth, Flagstone, Granite, Storm
Ozark® Demi Square	29 lbs	2.25	0.44	8	10	3.52	80			Canyon Creek, Driftwood, Earth, Flagstone, Granite, Storm
Ozark® Demi Large Rectangle	29 lbs	1.5	0.66	8	10	5.28	80			Canyon Creek, Driftwood, Earth, Flagstone, Granite, Storm



Due to variations in printing, color selections should always be chosen from actual product samples.  
Americana Collection pavers require a buffer between the plate compactor and the paver surface to prevent scuffing.



Canyon Creek



Driftwood



Earth



Flagstone



Granite



Storm

# Ozark<sup>®</sup> Supra



Packaged Together

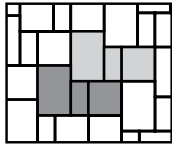


**Small Rectangle**  
8" x 16" x 2 <sup>3</sup>/<sub>8</sub>"

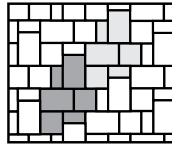
**Square**  
16" x 16" x 2 <sup>3</sup>/<sub>8</sub>"

**Large Rectangle**  
16" x 24" x 2 <sup>3</sup>/<sub>8</sub>"

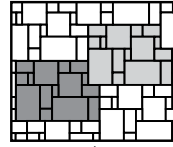
## INSTALLATION PATTERNS



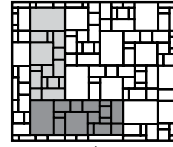
Demi or Supra  
Pattern 1



Demi or Supra  
Pattern 2



Demi/Supra  
Pattern 1  
Demi (30%), Supra (70%)



Demi/Supra  
Pattern 2  
Demi (50%), Supra (50%)

## APPLICATIONS

Pedestrian traffic, patios,  
swimming pool decks, and sidewalks.

## PACKAGING INFO

PRODUCT	WEIGHT PER SQ. FT.	UNITS PER SQ. FT.	SQ. FT. PER UNIT	UNITS PER LAYER	LAYERS PER CUBE	SQ. FT. PER LAYER	UNITS PER CUBE	WEIGHT PER CUBE	TOTAL SQ. FT. PER CUBE	COLORS STOCKED
Ozark <sup>®</sup> Supra Small Rectangle	29 lbs	1.12	0.89	2	10	1.78	20	2884 lbs	103.34	Driftwood, Earth, Flagstone, Granite, Storm
Ozark <sup>®</sup> Supra Square	29 lbs	0.56	1.77	2	10	3.54	20			
Ozark <sup>®</sup> Supra Large Rectangle	29 lbs	0.375	2.67	2	10	5.34	20			
								Combined Weight	All Sizes Together:	



Due to variations in printing, color selections should always be chosen from actual product samples.  
Americana Collection pavers require a buffer between the plate compactor and the paver surface to prevent scuffing.



Driftwood



Earth



Flagstone



Granite



Storm

# Manhattan® Demi



Packaged Together



**Small Rectangle**  
4" x 8" x 2<sup>3</sup>/<sub>8</sub>"

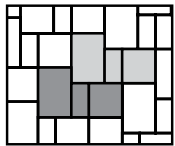


**Square**  
8" x 8" x 2<sup>3</sup>/<sub>8</sub>"

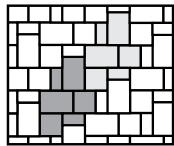


**Large Rectangle**  
8" x 12" x 2<sup>3</sup>/<sub>8</sub>"

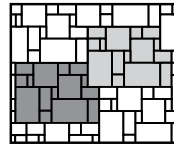
## INSTALLATION PATTERNS



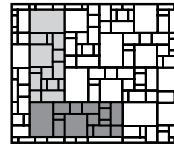
Demi or Supra  
Pattern 1



Demi or Supra  
Pattern 2



Demi/Supra  
Pattern 1  
Demi (30%), Supra (70%)



Demi/Supra  
Pattern 2  
Demi (50%), Supra (50%)

## APPLICATIONS

Pedestrian traffic, patios,  
swimming pool decks, and sidewalks.

## PACKAGING INFO

PRODUCT	WEIGHT PER SQ. FT.	UNITS PER SQ. FT.	SQ. FT. PER UNIT	UNITS PER LAYER	LAYERS PER CUBE	SQ. FT. PER LAYER	UNITS PER CUBE	WEIGHT PER CUBE	TOTAL SQ. FT. PER CUBE	COLORS STOCKED
Manhattan® Demi Small Rectangle	29 lbs	4.5	0.22	8	10	1.76	80	Combined Weight 2884 lbs	All Sizes Together 103.3	Driftwood, Earth, Flagstone, Frost, Granite, Storm
Manhattan® Demi Square	29 lbs	2.25	0.44	8	10	3.52	80			
Manhattan® Demi Large Rectangle	29 lbs	15	0.66	8	10	5.28	80			



Due to variations in printing, color selections should always be chosen from actual product samples.  
Americana Collection pavers require a buffer between the plate compactor and the paver surface to prevent scuffing.



Driftwood



Earth




Flagstone



Frost



Granite



Storm

# Manhattan<sup>®</sup> Supra



Packaged Together



**Small Rectangle**

8" x 16" x 2 3/8"

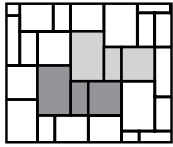
**Square**

16" x 16" x 2 3/8"

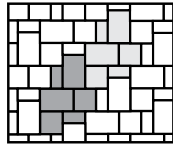
**Large Rectangle**

16" x 24" x 2 3/8"

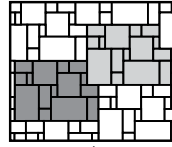
INSTALLATION PATTERNS



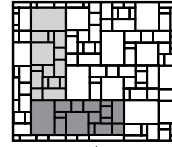
Demi or Supra  
Pattern 1



Demi or Supra  
Pattern 2



Demi/Supra  
Pattern 1  
Demi (30%), Supra (70%)



Demi/Supra  
Pattern 2  
Demi (50%), Supra (50%)

APPLICATIONS

Pedestrian traffic, patios,  
swimming pool decks, and sidewalks.

PACKAGING INFO

PRODUCT	WEIGHT PER SQ. FT.	UNITS PER SQ. FT.	SQ. FT. PER UNIT	UNITS PER LAYER	LAYERS PER CUBE	SQ. FT. PER LAYER	UNITS PER CUBE	WEIGHT PER CUBE	TOTAL SQ. FT. PER CUBE	COLORS STOCKED
Manhattan <sup>®</sup> Supra Small Rectangle	29 lbs	1.12	0.89	2	10	1.78	20	Combined Weight 2884 lbs	All Sizes Together 103.34	Driftwood, Earth, Flagstone, Frost, Granite, Storm
Manhattan <sup>®</sup> Supra Square	29 lbs	0.56	1.77	2	10	3.54	20			
Manhattan <sup>®</sup> Supra Large Rectangle	29 lbs	0.375	2.67	2	10	5.34	20			



Due to variations in printing, color selections should always be chosen from actual product samples. Americana Collection pavers require a buffer between the plate compactor and the paver surface to prevent scuffing.



Driftwood



Earth



Flagstone



Frost



Granite



Storm



# Newport®



Packaged Together



**Small Rectangle**

11 3/4" x 17 3/4" x 2 3/8"

**Square**

11 3/4" x 11 3/4" x 2 3/8"

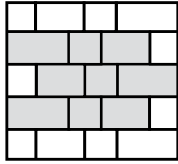
**Large Rectangle**

11 3/4" x 23 5/8" x 2 3/8"

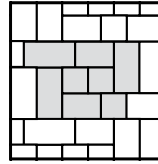
## APPLICATIONS

Pedestrian traffic, patios, swimming pool deck, and sidewalks.

## INSTALLATION PATTERNS



Random Running Bond



Pattern B

## PACKAGING INFO

PRODUCT	WEIGHT PER SQ. FT.	UNITS PER SQ. FT.	SQ. FT. PER UNIT	UNITS PER LAYER	LAYERS PER CUBE	SQ. FT. PER LAYER	UNITS PER CUBE	WEIGHT PER CUBE	TOTAL SQ. FT. PER CUBE	COLORS STOCKED
Newport® Small Rectangle	29 lbs	0.69	1.45	2	9	2.9	18	3020 lbs	104	Driftwood, Granite, Storm
Newport® Square	29 lbs	1.04	0.96	3	9	2.88	27	3020 lbs	104	Driftwood, Granite, Storm
Newport® Large Rectangle	29 lbs	0.52	1.93	3	9	5.79	27	3020 lbs	104	Driftwood, Granite, Storm



Due to variations in printing, color selections should always be chosen from actual product samples. Americana Collection pavers require a buffer between the plate compactor and the paver surface to prevent scuffing.



Driftwood



Granite



Storm

# CityStone™ XL



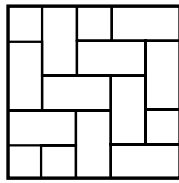
**CityStone™ 12x24**

12" x 24" x 2 1/2"


**CityStone™ 24x24**

24" x 24" x 2 1/2"

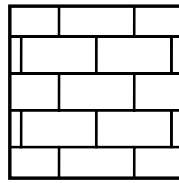
INSTALLATION PATTERNS



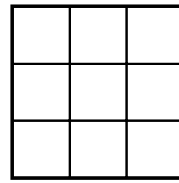
90° Herringbone  
12x24



45° Herringbone  
12x24



Running Bond  
12x24, 24x24



Stack Bond  
24x24

APPLICATIONS

Perfect for sidewalks, outlying entertaining spaces, or creating courtyards.

PACKAGING INFO

PRODUCT	WEIGHT PER SQ. FT.	UNITS PER SQ. FT.	SQ. FT. PER UNIT	LAYERS PER CUBE	WEIGHT PER PIECE	UNITS PER CUBE	WEIGHT PER CUBE	TOTAL SQ. FT. PER CUBE	COLORS STOCKED
CityStone™ 12x24	29 lbs	.50	2	10	54.25	60	3255	120	Driftwood, Frost, Silver Mist, Storm
CityStone™ 24x24	29 lbs	.25	4	10	112	20	2240	80	Driftwood, Frost, Silver Mist, Storm



Due to variations in printing, color selections should always be chosen from actual product samples. Americana Collection pavers require a buffer between the plate compactor and the paver surface to prevent scuffing.



Driftwood



Frost



Silver Mist



Storm

# Plymouth®



**Plymouth**  
4" x 8" x 2 3/8"



**Plymouth**  
4" x 8" x 3 1/8"  
**(Special Order)**

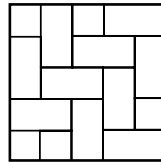


**Plymouth False Joint**  
4" x 8" x 3 1/8"  
**(Special Order)**

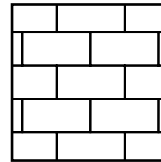
## APPLICATIONS

Pedestrian traffic, residential driveways, patios, borders and swimming pool decks. Vehicular-Rated.


## INSTALLATION PATTERNS



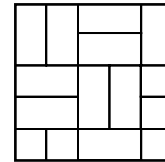
90° Herringbone



Running Bond



45° Herringbone



Basketweave

## PACKAGING INFO

PRODUCT	WEIGHT PER SQ. FT.	UNITS PER SQ. FT.	SQ. FT. PER UNIT	UNITS PER LAYER	LAYERS PER CUBE	SQ. FT. PER LAYER	UNITS PER CUBE	WEIGHT PER CUBE	TOTAL SQ. FT. PER CUBE	COLORS STOCKED
Plymouth®	29 lbs	4.7	0.21	54	9	11.48	486	2999 lbs	103	Charcoal, Cream, Dark Chocolate, Khaki, Silver Mist



Due to variations in printing, color selections should always be chosen from actual product samples. Americana Collection pavers require a buffer between the plate compactor and the paver surface to prevent scuffing.



Charcoal



Cream



Dark Chocolate



Khaki



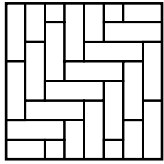
Silver Mist

# Jamestown®




**Jamestown**  
2<sup>5</sup>/<sub>8</sub>" x 7<sup>7</sup>/<sub>8</sub>" x 2<sup>3</sup>/<sub>8</sub>"


## INSTALLATION PATTERNS



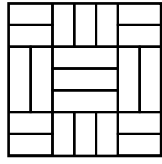
90° Herringbone



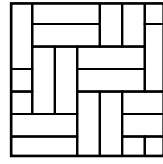
Running Bond



45° Herringbone



Pattern A



Pattern B

## APPLICATIONS

Perfect for sidewalks, outlying entertaining spaces, or creating decorative inlays.

## PACKAGING INFO

PRODUCT	WEIGHT PER SQ. FT.	UNITS PER SQ. FT.	SQ. FT. PER UNIT	UNITS PER LAYER	LAYERS PER CUBE	SQ. FT. PER LAYER	UNITS PER CUBE	WEIGHT PER CUBE	TOTAL SQ. FT. PER CUBE	COLORS STOCKED
Jamestown®	29 lbs	7.14	0.14	78	5	10.92	390	1583 lbs	54.60	Charcoal, Cream, Salt & Pepper, Silver Mist



Due to variations in printing, color selections should always be chosen from actual product samples. Americana Collection pavers require a buffer between the plate compactor and the paver surface to prevent scuffing.




Charcoal



Cream



Salt & Pepper



Silver Mist

# Luna™



PAVERS

AMERICANA COLLECTION



## Luna

4 1/3" x 6" x 2 1/2"

## APPLICATIONS

Pedestrian traffic, residential driveways, patios, borders and swimming pool decks. Vehicular-Rated.

## PACKAGING INFO

PRODUCT	WEIGHT PER SQ. FT.	UNITS PER SQ. FT.	SQ. FT. PER UNIT	UNITS PER LAYER	LAYERS PER CUBE	SQ. FT. PER LAYER	UNITS PER CUBE	WEIGHT PER CUBE	TOTAL SQ. FT. PER CUBE	COLORS STOCKED
Luna™	25 lbs	5.52	N/A	64	10	11.6	640	2872 lbs	116	Charcoal, Frost



Due to variations in printing, color selections should always be chosen from actual product samples. Americana Collection pavers require a buffer between the plate compactor and the paver surface to prevent scuffing.



Charcoal



Frost

# Eco-Elite™

## L-10



### Eco-Elite™ L-10

9 13/16" x 9 13/16" x 3 1/8"

250mm x 250mm x 80mm

**(Special Order)**

Snow removal equipment should have the proper spacing, bumper and rubber blade guards to protect the surface of the pavers.

### PACKAGING INFO

PRODUCT	PIECES PER PALLET	LAYERS PER PALLET	WEIGHT PER PALLET	SQ. FT. PER PALLET	COLORS STOCKED
Eco-Elite™ L-10	196	7	3374	88	Special Order



Due to variations in printing, color selections should always be chosen from actual product samples.



Granite

# Grand Flagstone\*



## Grand Flagstone\*

Dimensions - All Grand Flagstone is 1 3/4" thick

**Note:** Outside dimensions of each layer are identical to all other layers, allowing any layer to be used anywhere in the pattern.

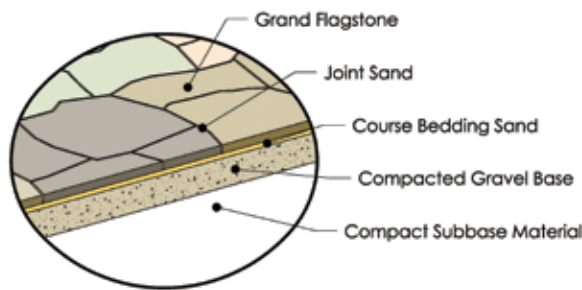
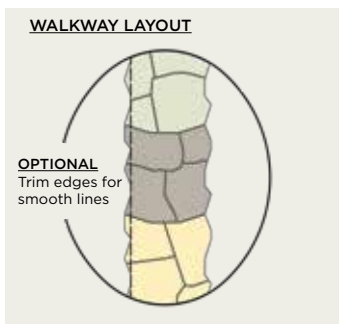
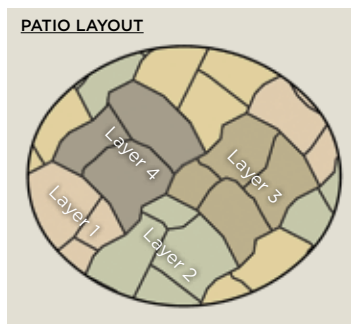
## APPLICATIONS

Pedestrian traffic, patios, borders, swimming pool decks, and sidewalks.

Each pallet contains 2 each of the following layers:



## INSTALLATION PATTERNS



## PACKAGING INFO

PRODUCT	WEIGHT PER SQ. FT.	UNITS PER SQ. FT.	LAYERS PER CUBE	UNITS PER CUBE	WEIGHT PER CUBE	SQ. FT. PER UNIT	SQ. FT. PER LAYER	TOTAL SQ. FT. PER CUBE	COLORS STOCKED
Grand Flagstone	20.5	N/A	8	32	2160	N/A	11	88	Special Order Only



Due to variations in printing, color selections should always be chosen from actual product samples.



\* Not Available in Michigan.



Cuyahoga  
**(Special Order Only)**



Mohican  
**(Special Order Only)**




Scioto  
**(Special Order Only)**

# Dimensional Flagstone\*



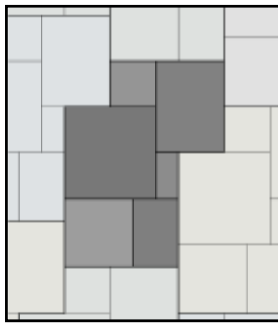
- a) Dimensional Flagstone\* - 6" x 12" x 2"
- b) Dimensional Flagstone\* - 12" x 12" x 2"
- c) Dimensional Flagstone\* - 12" x 18" x 2"
- d) Dimensional Flagstone\* - 18" x 18" x 2"
- e) Dimensional Flagstone\* - 18" x 24" x 2"
- f) Dimensional Flagstone\* - 24" x 24" x 2"



## APPLICATIONS

Pedestrian traffic, patios, swimming pool decks, and sidewalks.

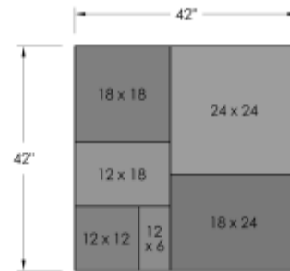
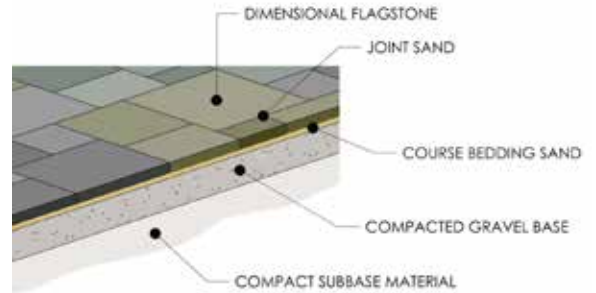
## INSTALLATION PATTERNS



Patio Layout



Walkway Layout



One Layer = 1 Pattern

## PACKAGING INFO

PRODUCT	WEIGHT PER SQ. FT.	UNITS PER SQ. FT.	LAYERS PER CUBE	UNITS PER CUBE	WEIGHT PER CUBE	SQ. FT. PER UNIT	SQ. FT. PER BAND	TOTAL SQ. FT. PER CUBE	COLORS STOCKED
Dimensional Flagstone	24.0	N/A	8	48	2350	N/A	12.25	98	Special Order Only



Due to variations in printing, color selections should always be chosen from actual product samples.



\* Not Available in Michigan.



Cuyahoga  
(Special Order Only)



Mohican  
(Special Order Only)



Scioto  
(Special Order Only)



# Edington Wall Stone®



**Edington Wall Stone®**  
12" x 8" x 4"



**Edington Wall Stone® Wedge**  
12" x 8" x 4"



**Non-Tumbled Edington Wall Stone®**  
12" x 8" x 4"



**Non-Tumbled Edington Wall Stone® Wedge**  
12" x 8" x 4"

## APPLICATIONS

Garden walls, freestanding walls, columns and edging with a 3' height maximum.



### EDINGTON® FIRE PIT

Build a fire pit in no time with our Edington® Fire Pit. This fire pit has an outside diameter of 48" and a height of 12". It includes a steel metal ring. Optional precast caps are available for a different look at an additional cost. Great for small fires, roasting marshmallows and hot dogs.

**Components sold separately.**

## PACKAGING INFO

PRODUCT	WEIGHT PER SQ. FT.	UNITS PER SQ. FT.	UNITS PER BAND	UNITS PER CUBE	WEIGHT PER CUBE	SQ. FT. PER UNIT	SQ. FT. PER BAND	TOTAL SQ. FT. PER CUBE	COLORS STOCKED
Edington Wall Stone®	90	3.00	N/A	100	2900	0.333	N/A	33	Canyon Creek, Charcoal, Driftwood, Earth, Flagstone, Granite, Storm, Silver Mist
Edington Wall Stone® Wedge	75	3.00	N/A	90	2160	0.333	N/A	30	Canyon Creek, Charcoal, Driftwood, Earth, Flagstone, Granite, Storm, Silver Mist
Non-Tumbled Edington Wall Stone®	90	3.00	N/A	132	3960	0.333	N/A	44	Canyon Creek, Charcoal, Driftwood, Earth, Flagstone, Granite, Storm, Silver Mist
Non-Tumbled Edington Wall Stone® Wedge	75	3.00	N/A	90	2250	0.333	N/A	30	Canyon Creek, Charcoal, Driftwood, Earth, Flagstone, Granite, Storm, Silver Mist



Due to variations in printing, color selections should always be chosen from actual product samples.

### Tumbled



Canyon Creek



Charcoal



Driftwood



Earth



Flagstone



Granite



Silver Mist



Storm

### Non - Tumbled



Canyon Creek



Charcoal



Driftwood



Earth



Flagstone



Granite



Silver Mist



Storm

# Lenza Wall



**Wall Block**  
18 " x 9 " x 5 "



**Wall Cap**  
18.5 " x 10 " x 2.5 "

## APPLICATIONS

Garden walls, freestanding walls, columns and edging with a 3' height maximum.



LENZA FIRE PIT

## PACKAGING INFO **New Product! Call for packaging details.**


PRODUCT	WEIGHT PER SQ. FT.	UNITS PER SQ. FT.	UNITS PER BAND	UNITS PER CUBE	WEIGHT PER CUBE	SQ. FT. PER UNIT	SQ. FT. PER BAND	TOTAL SQ. FT. PER CUBE	COLORS STOCKED
Lenza Wall	86	1.60	10	50	2666	0.62	6.20	31	Driftwood, Granite, Storm
Lenza Cap	11.52	3.13	8	64	2304	0.32	2.56	20.48	Driftwood, Granite, Storm



Due to variations in printing, color selections should always be chosen from actual product samples.



Driftwood Blend



Granite Blend



Storm Blend

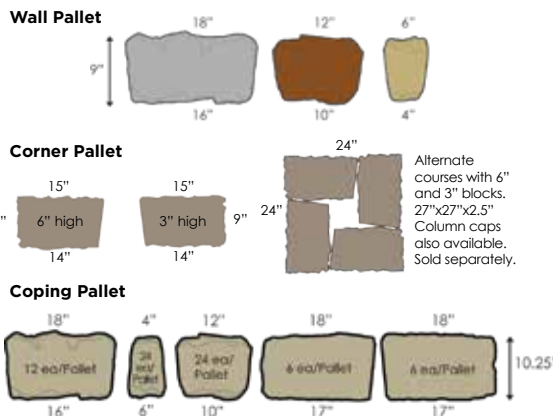
# Belvedere Wall\*



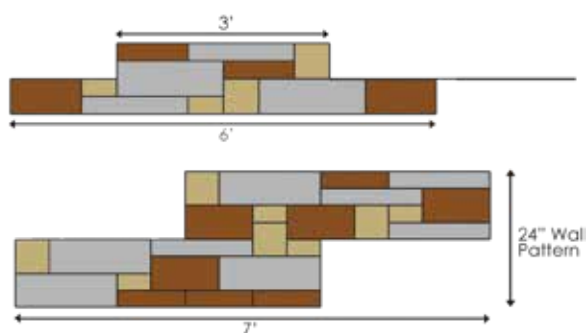
Wall blocks come in different sizes to create a double sided wall. Belvedere also available in corners and copings.

## APPLICATIONS

Walls or freestanding columns proportionately scaled for residential applications.



## INSTALLATION PATTERNS



## BLOCK DETAILS

STONE & BUNDLING		Unit Dimensions L"xW"xH"	Units/ Cube	Weight/ Stone lbs.
Wall Pallet	Block 1	6" x 9" x 3"	12	103
	Block 2	12" x 9" x 3"	12	203
	Block 3	18" x 9" x 3"	12	363
	Block 4	6" x 9" x 6"	12	213
	Block 5	12" x 9" x 6"	12	423
	Block 6	18" x 9" x 6"	12	673
Corner Pallet	Block 7	15" x 9" x 3"	16	303
	Block 8	15" x 9" x 6"	16	583
Coping Pallet	Block 9	6" x 10.25" x 2.25"	24	103
	Block 10	12" x 10.25" x 2.25"	24	203
	Block 11	18" x 10.25" x 2.25"	12	303
	Block 12	18" x 10.25" x 2.25" (Left End)	6	303
	Block 13	18" x 10.25" x 2.25" (Right End)	6	303
	Belvedere Column Cap	27" x 27" x 2.25"	10	1503

## PACKAGING INFO

PRODUCT	WEIGHT FACE FT.	UNITS FACE FT.	UNITS PER BAND	UNITS PER CUBE	WEIGHT PER CUBE	SQ. FT. PER UNIT	SQ. FT. PER BAND	TOTAL SQ. FT. PER CUBE	COLORS STOCKED
Belvedere Walls	91.667	N/A	N/A	N/A	2475	N/A	N/A	27	Mohican, Scioto
Belvedere Corners	63.33	N/A	N/A	N/A	1520	N/A	N/A	24	Mohican, Scioto
Belvedere Coping	N/A	N/A	N/A	N/A	1550	N/A	N/A	66/LNFT	Mohican, Scioto



Due to variations in printing, color selections should always be chosen from actual product samples.



\* Not Available in Michigan.



Cuyahoga Blend  
(Special Order Only)



Mohican Blend



Scioto Blend

### Coping Pallet

- Pallet weight = 31,550 lbs (incl. pallet weight)
- Coverage = 66 linear feet per Pallet
- Section = 11 linear feet per 1 layer

Coping blocks are provided in five basic sizes. There are three standard coping blocks which are finished on the front, back, and top faces. The standard coping blocks are tapered approximately 1" on each side from the front to the back of the block. There are also two end units which are finished on front, back, top, and one of the sides.

The other side is tapered approximately 1" from the front to the back of the block. The end units are useful for constructing corners and ends. There are multiple face/texture patterns for each basic block size, providing a more random look for your finished project.

Dimensional Coping is also an option for capping the Belvedere Wall. Average block weights of the different face/texture patterns are shown. Weights of individual blocks may vary.

# Dimensional Wall\*



## APPLICATIONS


Garden walls, freestanding walls, columns and edging.



**Dimensional Wall Straight Block\***  
12" x 8" x 4"

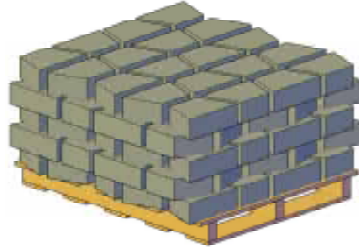


**Dimensional Wall Wedge Block\***  
12" x 8" x 4"



### Dimensional Straight Pallet

- 75 pieces / pallet
- 28# / piece
- 2100# / pallet



### Dimensional Wedge Pallet

- 100 pieces / pallet
- 20# / piece
- 2000# / pallet



DIMENSIONAL FIRE PIT

## PACKAGING INFO

PRODUCT	WEIGHT FACE FT.	UNITS PER FACE FT.	UNITS PER BAND	UNITS PER CUBE	WEIGHT PER CUBE	SQ. FT. PER UNIT	SQ. FT. PER BAND	TOTAL SQ. FT. PER CUBE	COLORS STOCKED
Dimensional Wall	84	3.00	N/A	75	2100	.333	N/A	25	Mohican, Scioto
Dimensional Wedge	N/A	3.00	N/A	100	2000	.333	N/A	N/A	Mohican, Scioto



Due to variations in printing, color selections should always be chosen from actual product samples.



\* Not Available in Michigan.



Cuyahoga Blend  
(Special Order Only)



Mohican Blend



Scioto Blend

# Kodah Wall\*



Packaged Together



**Kodah Wall**  
12" x 10.5" x 6"

**Kodah Wall**  
30" x 10.5" x 6"

**Kodah Wall**  
21" x 10.5" x 6"

**Kodah Wall**  
42" x 10.5" x 6"

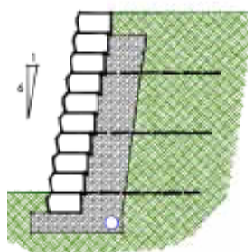
**Kodah Wall Corner**  
21" x 10.5" x 6"

## APPLICATIONS


Garden walls, gravity walls, freestanding walls, columns and edging.

## INSTALLATION

### Engineered Retaining Wall



### Freestanding Wall



Kodah Freestanding Wall Blocks are provided in four basic sizes. The blocks are finished on both the front and back faces of the wall blocks and they are tapered on each side approximately 1 1/2" from the front to the back of the block. There are multiple texture patterns for each basic block size to provide a more random look for your finished project. Average block weights of the different texture patterns are shown. Weights of individual blocks may vary.

## BLOCK DETAILS

STONE & BUNDLING	Unit Dimensions L" x W" x H"	Units/ Cube	Weight/ Stone lbs.	
Freestanding Wall Pallet	Block 1	42" x 10.5" x 6"	6	2003
	Block 2	30" x 10.5" x 6"	3	1403
	Block 3	21" x 10.5" x 6"	6	1003
	Block 4	12" x 10.5" x 6"	3	503
Corner Pallet	Block 5	21" x 10.5" x 6"	16	1003

The Kodah Collection contains two corner blocks. These blocks are finished on three sides, and the fourth side is tapered to fit with the other retaining wall and freestanding wall blocks. The corner blocks can be used to construct columns, provide a finished end on a freestanding wall, and make 90° corners. There are multiple texture patterns for the faces of both corner blocks, thus providing a more random look for your finished project. Average block weights of the different texture patterns are shown. Weights of individual blocks may vary.

## PACKAGING INFO

PRODUCT	WEIGHT FACE FT.	UNITS FACE FT.	UNITS PER BAND	UNITS PER CUBE	WEIGHT PER CUBE	SQ. FT. PER UNIT	SQ. FT. PER BAND	TOTAL SQ. FT. PER CUBE	COLORS STOCKED
Kodah Wall Pallet	N/A	N/A	N/A	18	2370	N/A	N/A	21	Mohican, Scioto
Kodah Corner Pallet	N/A	N/A	N/A	16	1600	1.3	N/A	21	Mohican, Scioto



Cuyahoga Blend  
**(Special Order Only)**



Mohican Blend



Scioto Blend



Due to variations in printing, color selections should always be chosen from actual product samples.



\* Not Available  
in Michigan.

# Outcropping Wall\*



**a) Outcropping Wall Stone –**

Recommended Ratio

2 A Pallets

2 B Pallets

1 C Pallet

**b) Outcropping Wall Stone\* Corner 6"**

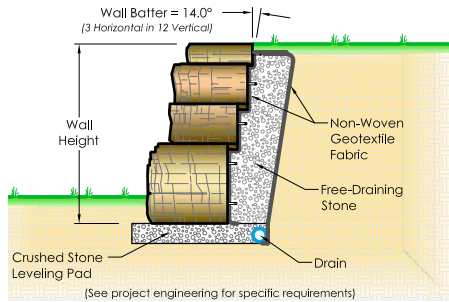
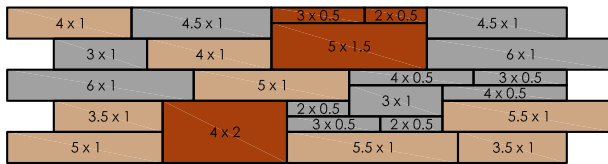
**c) Outcropping Wall Stone\* Corner 12"**

## APPLICATIONS

Residential or commercial engineered wall system.

## PATTERNS

Pre-drawn patterns and custom layout software saves time in estimating and installation.



**Sample Pallet**

**Pallet A: 18 s.f., 4,000 lbs**



42" L x 18" D x 12" H  
750 lbs.



48" L x 18" D x 12" H  
900 lbs.



60" L x 18" D x 12" H  
1100 lbs.



66" L x 18" D x 12" H  
1150 lbs.

**Pallet B: 18 s.f., 4,000 lbs**



24" L x 18" D x 6" H  
250 lbs.



36" L x 18" D x 6" H  
320 lbs.



36" L x 18" D x 12" H  
620 lbs.



48" L x 18" D x 6" H  
450 lbs.



54" L x 18" D x 12" H  
950 lbs.



72" L x 18" D x 12" H  
1300 lbs.

**Pallet C: 18 s.f., 4,000 lbs**



24" L x 18" D x 6" H  
250 lbs.



36" L x 18" D x 6" H  
320 lbs.



48" L x 18" D x 24" H  
1800 lbs.



60" L x 18" D x 18" H  
1600 lbs.

**Corner Pallet 6": 4 units, 1920 lbs**

**Corner Pallet 12": 2 units, 2340 lbs**



39" L x 27" W x 6" H  
480 lbs.



48" L x 30" W x 12" H  
1170 lbs.

## PACKAGING INFO

PRODUCT	WEIGHT FACE FT.	UNITS FACE FT.	UNITS PER BAND	UNITS PER CUBE	WEIGHT PER CUBE	SQ. FT. PER UNIT	SQ. FT. PER BAND	TOTAL SQ. FT. PER CUBE	COLORS STOCKED
Outcropping	222.22	N/A	N/A	N/A	4000	N/A	N/A	18	Mohican, Scioto



Cuyahoga Blend  
**(Special Order Only)**



Mohican Blend



Scioto Blend



Due to variations in printing, color selections should always be chosen from actual product samples.



\* Not Available in Michigan.

# Versa-Lok®



**Versa-Lok®**  
16" (face) x 14" (rear) x 12" D x 6" H



**Smooth Top Versa-Lok®**  
16" (face) x 14" (rear) x 12" D x 6" H



**Rectangular Cap**  
16" (face) x 11<sup>5</sup>/<sub>8</sub>" D x 3<sup>5</sup>/<sub>8</sub>" H



**Solid Corner**  
7<sup>7</sup>/<sub>8</sub>" (face) x 12" D x 6" H



**Full Return Corner**  
16" (face) x 7<sup>7</sup>/<sub>8</sub>" D x 6" H



**Weathered Standard**  
16" (face) x 14" (rear) x 12" D x 6" H



**Solid Corner Unit Weathered**  
7<sup>7</sup>/<sub>8</sub>" (face) x 12" D x 6" H



**Full Return Corner Weathered**  
16" (face) x 7<sup>7</sup>/<sub>8</sub>" D x 6" H



**Rectangular Cap Weathered**  
16" (face) x 11<sup>5</sup>/<sub>8</sub>" D x 3<sup>5</sup>/<sub>8</sub>" H



**Charcoal**  
Rectangular Cap Only

## APPLICATIONS

Residential or commercial engineered retaining wall applications.

**Weathered Versa-Lok available Special Order Only.**

## PACKAGING INFO

PRODUCT	WEIGHT FACE FT.	UNITS FACE FT.	UNITS PER CUBE	WEIGHT PER CUBE	SQ. FT. PER UNIT	SQ. FT. PER BAND	TOTAL SQ. FT. PER CUBE	COLORS STOCKED
Non-Weathered Versa-Lok® Standard	123	1.50	32	2624	0.667	N/A	21.33	Canyon Creek, Chestnut, Desert Sand, Earth, Flagstone, Granite, Storm
Non-Weathered Versa-Lok® Smooth Top Standard	123	1.50	32	2624	0.667	N/A	21.33	Canyon Creek, Chestnut, Desert Sand, Earth, Flagstone, Granite, Storm
Non-Weathered Rectangular Retaining Wall Cap	51	N/A	48	2448	N/A	N/A	N/A	Canyon Creek, Charcoal, Chestnut, Desert Sand, Earth, Flagstone, Granite, Storm
Non-Weathered Versa-Lok® Solid Corner	41	3.00	64	2624	N/A	N/A	N/A	Canyon Creek, Chestnut, Desert Sand, Earth, Flagstone, Granite, Storm
Non-Weathered Versa-Lok® Full Return Corner	48	N/A	48	2304	N/A	N/A	N/A	Canyon Creek, Chestnut, Desert Sand, Earth, Flagstone, Granite, Storm
Weathered Versa-Lok® Standard	123	N/A	32	2624	0.667	N/A	21.33	Special Order Only
Weathered Rectangular Retaining Wall Cap	51	N/A	48	2448	N/A	N/A	N/A	Special Order Only
Weathered Versa-Lok® Solid Corner	41	N/A	64	2624	N/A	N/A	N/A	Special Order Only
Weathered Versa-Lok® Full Return Corner	48	N/A	48	2304	N/A	N/A	32	Special Order Only

Due to variations in printing, color selections should always be chosen from actual product samples.



Canyon Creek Blend



Chestnut Blend



Desert Sand



Earth Blend



Flagstone Blend



Granite Blend



Storm Blend

# RegalStone Pro<sup>®</sup> Straight



**RegalStone Pro<sup>®</sup>**  
18" (face) x 12" D x 8" H



**Square Foot Corner**  
18" (face) x 8" D x 8" H



**Square Foot Cap**  
18" (face) x 12" D x 4" H

## APPLICATIONS

Residential or commercial engineered retaining wall applications.

## PACKAGING INFO

PRODUCT	WEIGHT FACE FT.	UNITS FACE FT.	UNITS PER BAND	UNITS PER CUBE	WEIGHT PER CUBE	SQ. FT. PER UNIT	SQ. FT. PER BAND	TOTAL SQ. FT. PER CUBE	COLORS
Regal Stone Pro <sup>®</sup> Straight	76 lbs	1	8	32	3040	1	8	320	Flagstone, Granite, Storm
Square Foot Corner	65 lbs	N/A	N/A	40	2600	N/A	N/A	40	Flagstone, Granite, Storm
Square Foot Cap	67 lbs	N/A	N/A	48	3216	N/A	N/A	24	Flagstone, Granite, Storm



Due to variations in printing, color selections should always be chosen from actual product samples.



Flagstone Blend



Granite Blend



Storm Blend



CUSTOM COLORS AVAILABLE



# MagnumStone®



**Standard Block**  
48" (face) x 39" (rear)  
x 24"D x 24"H



**Base Block**  
48" (face) x 39" (rear) x 24"D  
x 24"H



**Top Block**  
48" (face) x 39" (rear) x 24"D  
x 24"H



**Standard Block Half High**  
48" (face) x 39" (rear)  
x 24"D 12" H



**Base Block Half High**  
48" (face) x 39" (rear) x  
24"D 12"H



**Top Block Half High**  
48" (face) x 39" (rear)  
x 24"D 12"H



**2 ft. Extender**  
30" (rear) x 24"D x 24"H



**4 ft. Extender**  
30" (rear) x 48"D x 24"H



**Corner/End**  
2" (top width) x 4"  
(bottom width) x 8" D x 24"H



**Half High Corner End**  
3" (top width) x 4"  
(bottom width) x 9"D x 12"H



**Cap/Step**  
48"W x 24"D x 6"H

**Special Order Only**

**PACKAGING INFO**

PRODUCT	UNITS PER CUBE	WEIGHT PER UNIT	WEIGHT PER CUBE	COLORS STOCKED
Standard Block	2	1345	2690	Special Order
Base Block	2	1325	2650	Special Order
Top Block	2	1220	2440	Special Order
Standard Block Half High	2	750	1500	Special Order
Base Block Half High	2	725	1450	Special Order
Top Block Half High	2	687	1374	Special Order
2 ft. Extender	2	575	1150	Special Order
4 ft. Extender	2	875	1750	Special Order
Corner/End	2	340	680	Special Order
Half High Corner End	4	170	680	Special Order
Cap/Step	6	560	3360	Special Order



Gray **(Special Order Only)**

# Bullnose



**Single Bullnose**  
6" x 12" x 2 3/8"



**Double Bullnose**  
6" x 12" x 2 3/4"

## APPLICATIONS

Steps, wall caps and coping applications.

## PACKAGING INFO

PRODUCT	WEIGHT PER SQ. FT.	UNITS PER SQ. FT.	UNITS PER LAYER	UNITS PER CUBE	WEIGHT PER CUBE	SQ. FT. PER UNIT	TOTAL SQ. FT. PER CUBE	COLORS STOCKED
Single Bullnose Paver	28.0	2.00	N/A	168	2352	N/A	84	Charcoal, Cream, Dark Chocolate, Khaki, Silver Mist
Vintage Single Bullnose Paver	28.0	2.00	N/A	192	2668	N/A	96	Special Order
Double Bullnose Paver	30.0	2.00	N/A	144	2160	N/A	72	Charcoal, Cream, Dark Chocolate, Khaki, Silver Mist
Vintage Double Bullnose Paver	30.0	2.00	N/A	192	2880	N/A	96	Special Order



Due to variations in printing, color selections should always be chosen from actual product samples.



Charcoal



Cream



Dark Chocolate



Khaki



Silver Mist

# Olentangy Bluff Tread™



STAIR TREADS | WALL COPINGS



**Olentangy Bluff Tread™**  
36" L x 16" D x 6" H



**Olentangy Bluff Tread™**  
48" L x 16" D x 6" H



**Olentangy Bluff Tread™**  
60" L x 16" D x 6" H



**Olentangy Bluff Tread™**  
72" L x 16" D x 6" H

## APPLICATIONS

Residential or commercial step applications.

## PACKAGING INFO

PRODUCT	WEIGHT PER SQ. FT.	UNITS PER SQ. FT.	UNITS PER BAND	UNITS PER CUBE	WEIGHT PER CUBE	SQ. FT. PER UNIT	SQ. FT. PER BAND	TOTAL SQ. FT. PER CUBE	COLORS STOCKED
Olentangy Bluff Tread 36"	N/A	N/A	N/A	8	2240	N/A	N/A	N/A	Mohican, Scioto
Olentangy Bluff Tread 48"	N/A	N/A	N/A	8	2984	N/A	N/A	N/A	Mohican, Scioto
Olentangy Bluff Tread 60"	N/A	N/A	N/A	6	2802	N/A	N/A	N/A	Mohican, Scioto
Olentangy Bluff Tread 72"	N/A	N/A	N/A	4	2240	N/A	N/A	N/A	Mohican, Scioto



Due to variations in printing, color selections should always be chosen from actual product samples.



**Cuyahoga Blend**  
**(Special Order Only)**



**Mohican Blend**



**Scioto Blend**

# Dimensional & Irregular Steps\*



## A Irregular Steps\*

- All irregular steps have 7" rise
- 42" L x 17" D x 7" H (349 lbs.)
- 42" L x 26" D x 7" H (476 lbs.)
- 54" L x 22" D x 7" H (458 lbs.)
- 48" L x 24" D x 7" H (512 lbs.)
- 48" L x 28" D x 7" H (567 lbs.)
- 60" L x 24" D x 7" H (600 lbs.)

Packaged Together


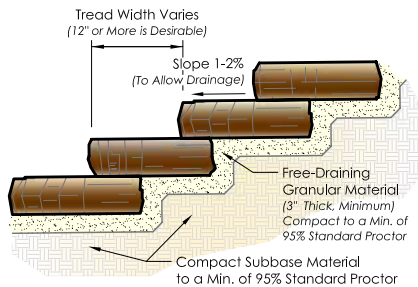
Sold as Full Pallet Only

## B Dimensional Steps\*

- All dimensional steps have 7" rise
- 36" L x 18" D x 7" H (375 lbs.)
- 48" L x 18" D x 7" H (455 lbs.)
- 72" L x 30" D x 7" H (1320 lbs.)

## APPLICATIONS

Residential or commercial step applications.



## PACKAGING INFO

PRODUCT	WEIGHT PER SQ. FT.	UNITS PER SQ. FT.	UNITS PER BAND	UNITS PER CUBE	WEIGHT PER CUBE	SQ. FT. PER UNIT	SQ. FT. PER BAND	TOTAL SQ. FT. PER CUBE	COLORS STOCKED
Irregular Steps*	N/A	N/A	N/A	6	2962	N/A	N/A	N/A	Mohican, Scioto
Dimensional Steps 3'	N/A	N/A	N/A	6	2250	N/A	N/A	N/A	Mohican, Scioto
Dimensional Steps 4'	N/A	N/A	N/A	6	2730	N/A	N/A	N/A	Mohican, Scioto
Dimensional Steps 6'	N/A	N/A	N/A	3	3960	N/A	N/A	N/A	Mohican, Scioto



Due to variations in printing, color selections should always be chosen from actual product samples.



\* Not Available in Michigan.



Cuyahoga Blend  
(Special Order Only)



Mohican



Scioto Blend

# Superior Steppers\*



**Superior Stepper** – 21" x 27" x 2"

Eight different shapes on a cube.

## PACKAGING INFO

PRODUCT	WEIGHT PER SQ. FT.	UNITS PER SQ. FT.	UNITS PER BAND	UNITS PER CUBE	WEIGHT PER CUBE	SQ. FT. PER UNIT	SQ. FT. PER BAND	TOTAL SQ. FT. PER CUBE	COLORS STOCKED
Superior Steppers	N/A	N/A	N/A	24	1950	N/A	N/A	N/A	Mohican, Scioto



Due to variations in printing, color selections should always be chosen from actual product samples.



\* Not Available in Michigan.



Cuyahoga Blend  
**(Special Order Only)**




Mohican Blend



Scioto Blend

# Dimensional Coping\*



**Standard Coping\***  
18" x 12.5" x 2.5"

Packaged Together



**Finished End Coping\***  
19" x 12.5" x 2.5"



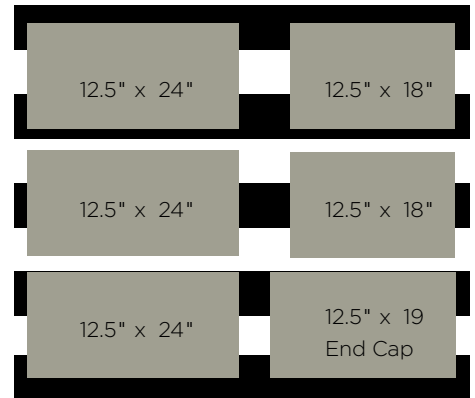
**Long Coping\***  
24" x 12.5" x 2.5"

## APPLICATIONS

Wall applications, stair treads

## BLOCK DETAILS

STONE & BUNDLING		Unit Dimensions L" x W" x H"	Units Bundle	Weight/Stone lbs.
Dimensional Coping Pallet	Standard	18" x 12.5" x 2.5"	12	463
	Finished End	19" x 12.5" x 2.5"	6	483
	Long	24" x 12.5" x 2.5"	18	613



### Dimensional Coping Pallet Overview

- 6 layers per pallet
- 63 LF/pallet
- Section = 10.5 LF per 1 layer.

## PACKAGING INFO

PRODUCT	WEIGHT PER SQ. FT.	UNITS PER SQ. FT.	UNITS PER BAND	UNITS PER CUBE	WEIGHT PER CUBE	SQ. FT. PER UNIT	SQ. FT. PER BAND	TOTAL SQ. FT. PER CUBE	COLORS STOCKED
Dimensional Coping	N/A	N/A	N/A	N/A	1950	N/A	N/A	63/LNFT	Mohican, Scioto



Due to variations in printing, color selections should always be chosen from actual product samples.



\* Not Available in Michigan.



Cuyahoga Blend  
**(Special Order Only)**



Mohican Blend



Scioto Blend

# Column Caps



## CAP SIZES

24" x 24" x 2"

28" x 28" x 2"

24" x 24" x 3"

28" x 28" x 3"

Kodah Cap 36" x 36" x 3"

## PACKAGING INFO

PRODUCT	NOMINAL DIMENSIONS	WEIGHT / EACH	UNITS PER SQ. FT.	UNITS / BUNDLE	WEIGHT PER CUBE	COLORS STOCKED
Rockface Cap Sizes	24" front x 24" depth x 2" height	90	N/A	12	1080	Mohican, Scioto
Rockface Cap Sizes	28" front x 28" depth x 2" height	105	N/A	6	630	Mohican, Scioto
Rockface Cap Sizes	24" front x 24" depth x 3" height	140	N/A	12	1680	Mohican, Scioto
Rockface Cap Sizes	28" front x 28" depth x 3" height	180	N/A	6	1080	Mohican, Scioto
Kodah Cap*	36" front x 36" depth x 3" height	315	N/A	5	1575	Mohican, Scioto



Due to variations in printing, color selections should always be chosen from actual product samples.



\* Not Available in Michigan.

## PRECAST CAP COLORS



Cuyahoga Blend  
**(Special Product Only)**



Mohican Blend



Scioto Blend

# Edington® Fire Pit



## OVERALL DIMENSIONS

12" H x 48" Diameter  
32" Inside Diameter  
Weight - 1083 lbs (2 pallets)

Build a fire pit in no time with our Edington Fire Pit. Place base units on 4-6" of prepared compacted base and adhere units as you construct. Great for small fires, roasting marshmallows and hot dogs.

## COMPONENTS

- 39 Edington Wall Stone Wedge Units
- 3 - 10 oz. Tubes of Paver Bond
- Steel Ring
- Optional Precast Rockface Caps

**Components Sold Separately**



Optional  
Precast  
Caps

## EDINGTON® COLORS

### TUMBLLED



Canyon Creek  
Blend



Charcoal



Driftwood  
Blend




Earth Blend



Flagstone  
Blend



Granite Blend



Silver Mist



Storm Blend

### NON-TUMBLLED



Canyon Creek  
Blend



Charcoal



Driftwood  
Blend



Earth Blend



Flagstone  
Blend



Granite Blend



Silver Mist



Storm Blend

## PRECAST CAP COLORS



Cuyahoga Blend  
(SPO)



Mohican Blend



Scioto Blend



Due to variations in printing, color selections should always be chosen from actual product samples.



# Belvedere® Fire Pit\*



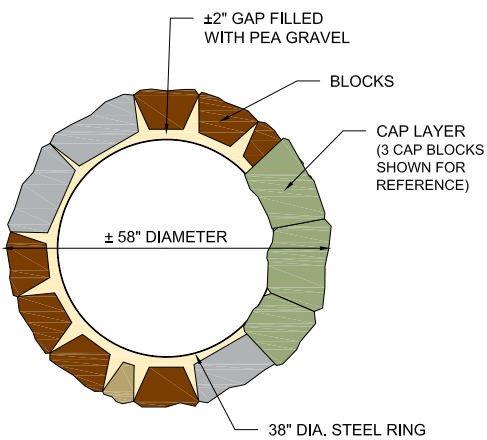
## OVERALL DIMENSIONS

14" H x 58" Diameter  
Weight - 1348 lbs (1 pallet)

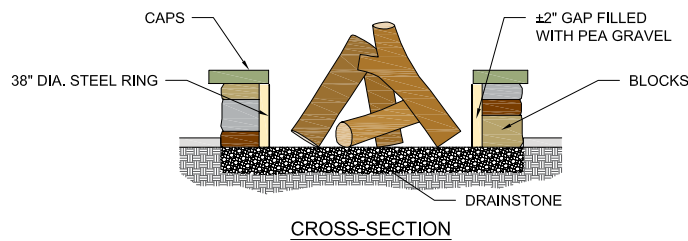
## COMPONENTS

- 52 Belvedere Units
- 3-10 oz. Tubes of Adhesive
- Steel Ring

### Components Sold Separately

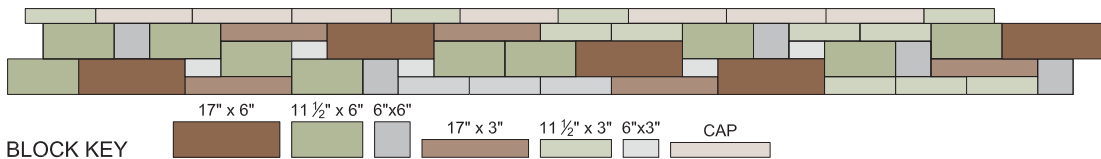


TOP VIEW



CROSS-SECTION

### SAMPLE BLOCK LAYOUT PATTERN (OPTIONAL)



Cuyahoga Blend  
(SPO)

Mohican Blend

Scioto Blend

The Belvedere Fire Pit creates a rustic sophistication all its own. The Belvedere Fire Pit has a diameter of approximately five feet and a height of fourteen inches, the proportions of the fire pit creates a perfect focal point for any occasion—from intimate gathers to larger events.

Due to variations in printing, color selections should always be chosen from actual product samples.

\* Not Available in Michigan.

# Dimensional Fire Pit\*



## OVERALL DIMENSIONS

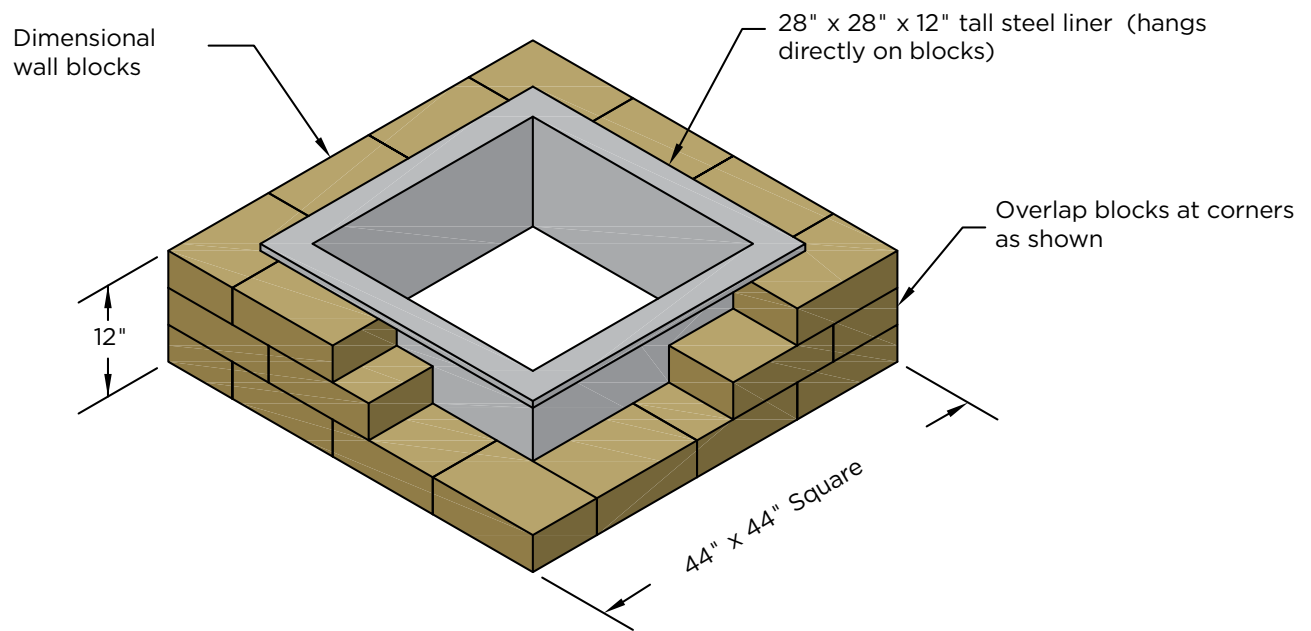
12" H x 44"W x 44"D  
Weight - 1136 lbs. (1 pallet)

## COMPONENTS

- 36 Dimensional Units
- 3-10 oz. Tubes of Adhesive
- Steel Liner

### Components Sold Separately

The Dimensional Wall Fire Pit features hand-hewn stone texture with consistent dimensions to create a natural looking square fire pit.



Cuyahoga Blend  
**(SPO)**



Mohican Blend



Scioto Blend



Due to variations in printing, color selections should always be chosen from actual product samples.



\* Not Available in Michigan.

# Kodah Fire Pit\*



## OVERALL DIMENSIONS

12" H x 44"W x 48"D  
Weight - 1682 lbs. (1 pallet)

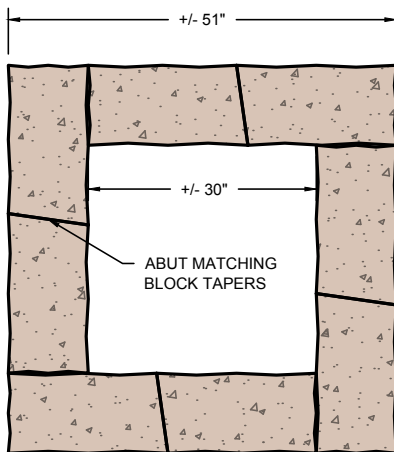
## COMPONENTS

- 16 Kodah Corner Units
- 3-10 oz. Tubes of Adhesive
- Steel Liner

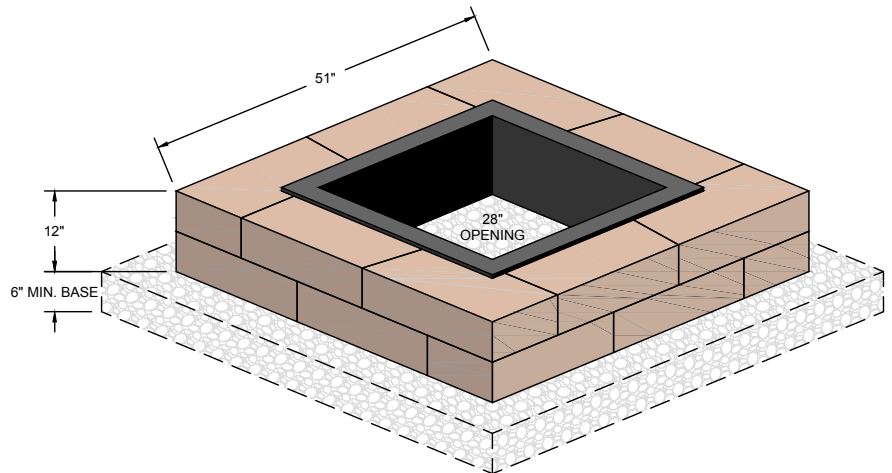
### Components Sold Separately

The Kodah fire pit features modern, linear proportions. The freshly quarried stone texture complements a variety of applications. It is designed for fast installation with large blocks and perfectly planned construction.

## TYPICAL COURSE PLAN VIEW



## TYPICAL CONSTRUCTION ISOMETRIC VIEW



Cuyahoga Blend  
(SPO)



Mohican Blend



Scioto Blend



Due to variations in printing, color selections should always be chosen from actual product samples.



\* Not Available  
in Michigan.

# Edington® Pub Table



## OVERALL DIMENSIONS

42" H x 48"W x 48"D  
Weight - 1752 lbs (2 pallet)

## COMPONENTS

- 36 Edington Wall Stone pieces
- 1-42" Table Top with 2" hole
- 1-28" Foot Rest with 2" hole
  - Both pieces 3" thick
  - The 2" hole fits standard umbrella (not incl.)
- 2-10 oz. Tubes of Adhesive
- Optional 42" Round Table Top with 2" hole (non stock)

Add additional entertaining space with our Pub Table. The large table top allows plenty of room to enjoy drinks or a snack. The bottom foot rest is great for propping up your feet.




## Components Sold Separately

## EDINGTON® COLORS

### TUMBLED



Canyon Creek Blend



Charcoal



Driftwood Blend



Earth Blend



Flagstone Blend



Granite Blend



Silver Mist



Storm Blend

### NON-TUMBLED



Canyon Creek Blend



Charcoal



Driftwood Blend



Earth Blend



Flagstone Blend



Granite Blend



Silver Mist




Storm Blend

## PRECAST CAP COLORS



Cuyahoga Blend (SPO)



Mohican Blend



Scioto Blend



Due to variations in printing, color selections should always be chosen from actual product samples.





## LIMITED WARRANTY for the Homeowner Purchaser

Oberfields, LLC ("Oberfields"), having its headquarters located at Five Concourse Parkway, Atlanta, GA 30328, warrants its products to be of merchantable quality if installed in accordance with applicable ICPI ([www.icpi.org](http://www.icpi.org)) or NCMA ([www.ncma.org](http://www.ncma.org)) standards. The product is not warranted as suitable for any use or purpose other than for residential application and the purpose for which the product is generally intended. This warranty does not cover standard manufacturing variations, color variations/matching or efflorescence. Oberfields is not responsible for installation of the product or defective conditions caused by installation, abuse, impact, abrasion or alteration of the product, earth-shifts, excessive or unforeseen site conditions, acts of God or application of de-icing salt or other chemicals to the product. Liability under this warranty, if the product is found to be defective, is **LIMITED** to the replacement of the defective product, or at Oberfields's option, the refund of the purchase price of the defective product. Oberfields does not guarantee that the shape or color will be available in the future and will provide an alternate shape or color from its current product line as determined by Oberfields at the time of an accepted warranty claim. This warranty is valid for the lifetime of the product. This warranty is transferable. In the event of a claim under this warranty, notice must be given to Oberfields, together with original proof of purchase, at its headquarters by sending a letter to: Oberfields a/s Warranties, Five Concourse Parkway, Atlanta, GA 30328. THIS WARRANTY IS ISSUED AND ACCEPTED IN LIEU OF ANY AND ALL OTHER EXPRESS WARRANTIES AND EXPRESSLY EXCLUDES LIABILITY FOR LABOR, FREIGHT AND OTHER COSTS ASSOCIATED WITH REMOVAL AND REPLACEMENT OF THE DEFECTIVE PRODUCT AND FOR INDIRECT AND CONSEQUENTIAL DAMAGES.

- Prior to installation, please inspect product style & color to ensure they are as ordered.
  - Check product color prior to installation for product consistency.
  - All pavers should be inspected prior to installation for chipping or cracks. Set aside for cutting.
  - When installing, pull from multiple pallets for optimum color blending.
  - Oberfields pavers require a buffer between the plate compactor & the paver surface to prevent scuffing.
  - Installation denotes acceptance of material.
  - Oberfields recommends that a qualified and licensed (in states where it is required) contractor install this product.
- The quality of the installation is the sole responsibility of the installer.

Please refer to installation guidelines set forth by the Concrete Masonry & Hardscapes Association (CMHA) at [masonryandhardscapes.org](http://masonryandhardscapes.org).



## SALES & MANUFACTURING

---

Hardscape & Precast  
528 London Road  
Delaware, Ohio 43015  
614-252-0955  
740-369-7644  
800-845-7644  
Fax 740-363-7644

---

Hardscape  
4033 Alum Creek Drive  
Obetz, Ohio 43207  
614-252-0955

[oberfields.com](http://oberfields.com)