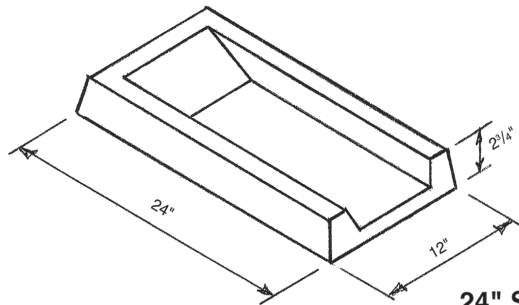
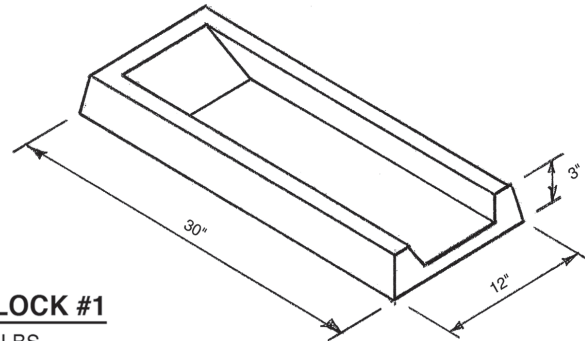


# SPLASH BLOCKS



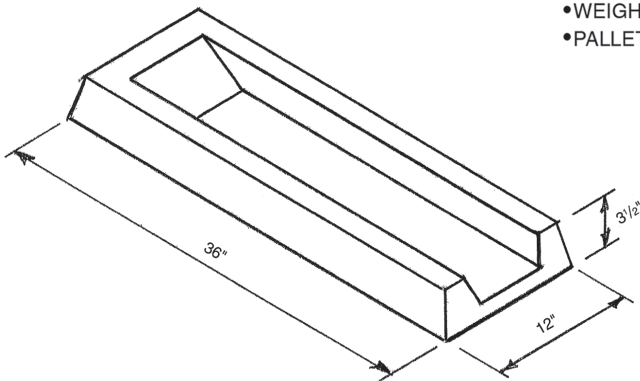
**24" SPLASH BLOCK #1**

- WEIGHT: 40 LBS.
- PALLET QUANTITY: 48



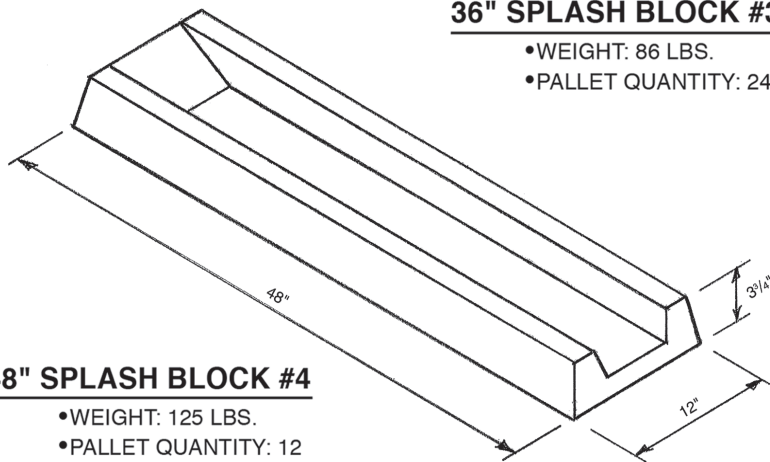
**30" SPLASH BLOCK #2**

- WEIGHT: 40 LBS.
- PALLET QUANTITY: 24




**36" SPLASH BLOCK #3**

- WEIGHT: 86 LBS.
- PALLET QUANTITY: 24



**48" SPLASH BLOCK #4**

- WEIGHT: 125 LBS.
- PALLET QUANTITY: 12



**48" DIAMOND SPLASH BLOCK #5**

- WEIGHT: 120 LBS.
- PALLET QUANTITY: 12

## BASIC USES AND FEATURES

- For use under downspout outlet at ground level or at a roof level.
- Directs water and prevents washout under downspout outlet.
- Meets FHA standards for acceptable lengths.

## COMPOSITION & MATERIALS

- Concrete: Air entrained, achieving 5000 PSI compressive strength in 28 days.

## AVAILABLE FINISH

- Smooth As-cast Surfaces, natural concrete color.