



500 Port Royal Road  
Clarksville, TN 37040

# STANDARD MATERIALS OPTION SHEET

Prices apply to individual pieces for standard items. When estimating material cost, add approximately 10% for installation materials. Prices are FOB Clarksville, TN unless otherwise noted.

Add 15% to pricing for color variations using white cement and custom colors.

Prices are subject to change without notice and do not include sales tax or shipping fees.

SLT1812C



FLST1812C



NEW- FLAME CUT



CSRNDC



CCLC



MLD1A2.5Y



MLD1A2.5



MLD1C



MLD118CS



MLD136S



Item Code	Description
-----------	-------------

## TILES

\*All tile sold in full pallet quantities.

SLT1812C	18"x12" Slate Finish Tile
FLST1812C	18" x 12" Flat Smooth Finish Tile
NEW ITEM	18" x 12" Flamed Cut Finish Tile
CSRNDC	Chiseled Stone Random Pattern
CCLC	18" x 12" Chiseled Stone Classic Pattern

## MOLDING SET 1

\* All molding sold in each.


MLD112E	12" Stretcher with End Detail
MLD118E	18" Stretcher with End Detail
MLD124E	24" Stretcher with End Detail
MLD118S	18" Vertical Stretcher
MLD136S	36" Horizontal Stretcher
MLD136E	36" Horizontal Molding With End Detail
MLD118CS	18" Vertical Center Stretcher
MLD1A2	2' Diameter Arch Molding
MLD1A2Y	2' Diameter Arch "Y" Intersection Molding
MLD1A2.5	2.5' Diameter Arch Molding
MLD1A2.5Y	2.5' Diameter Arch "Y" Intersection Molding
MLD1A3	3' Diameter Arch Molding
MLD1A3Y	3' Diameter Arch "Y" Intersection Molding
MLD1A4	4' Diameter Arch Molding
MLD1A4Y	4' Diameter Arch "Y" Intersection Molding
MLD1A5	5' Diameter Arch Molding
MLD1A6	6' Diameter Arch Molding
MLD1A7	7' Diameter Arch Molding
MLD1A8	8' Diameter Arch Molding
MLD1A9	9' Diameter Arch Molding
MLD1A10	10' Diameter Arch Molding
MLD1A11	11' Diameter Arch Molding
MLD1A12	12' Diameter Arch Molding
MLD1A13	13' Diameter Arch Molding
MLD1A14	14' Diameter Arch Molding
MLD1A20	20' Diameter Arch Molding (9' G Door)
MLD1A60	60' Diameter Arch Molding (16' G Door)
MLD1C	Standard 90° Corner
MLD1FCR&L	Fancy 90° Corner Right & Left (Pair)
MLD1ELPR&L	Elliptical Arch Molding Right & Left (Pair)

Item Code	Description
-----------	-------------



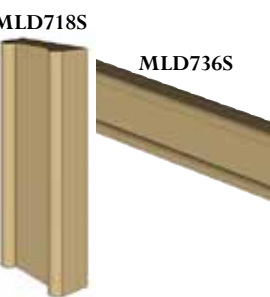
**MOLDING SET 2**

MLD218S	18" Vertical Stretcher
MLD218E	18" Straight Molding With End Detail
MLD236S	36" Horizontal Stretcher
MLD2A2	2' Diameter Arch Molding
MLD2A2.5	2.5' Diameter Arch Molding
MLD2A3	3' Diameter Arch Molding
MLD2A4	4' Diameter Arch Molding
MLD2A5	5' Diameter Arch Molding
MLD2A6	6' Diameter Arch Molding
MLD2A7	7' Diameter Arch Molding
MLD2A8	8' Diameter Arch Molding
MLD2A9	9' Diameter Arch Molding
MLD2A10	10' Diameter Arch Molding
MLD2A11	11' Diameter Arch Molding
MLD2A12	12' Diameter Arch Molding
MLD2A13	13' Diameter Arch Molding
MLD2A14	14' Diameter Arch Molding
MLD2A20	20' Diameter Arch Molding (9' G Door)
MLD2A60	60' Diameter Arch Molding (16' G Door)
MLD2C	Standard 90° Corner



**MOLDING SET 3**

MLD318S	18" Vertical Stretcher
MLD336E	36" Horizontal Molding With End Detail
MLD336S	36" Horizontal Stretcher
MLD3C	Standard 90° Corner



**MOLDING SET 7**

MLD718S	18" Vertical Stretcher
MLD736E	36" Horizontal Molding With End Detail
MLD736S	36" Horizontal Stretcher



**MOLDING SET 8**

MLD836E	36" Horizontal Molding With End Detail
MLD836S	36" Horizontal Stretcher



**MOLDING SET 9**

MLD918S	18" Vertical Stretcher
MLD936E	36" Horizontal Molding With End Detail
MLD936S	36" Horizontal Stretcher
MLD9C	Standard 90° Corner



**KEYSTONES**

KEY1	10" High w/ Split Face Texture Center
KEY4	12" High w/ Square Top
KEY6	12" High Arched Top w/ Design
KEY97	8" High Beveled w/ Smooth Face
KEY910	10" High Beveled w/ Smooth Face




WCP310E



WCP315T



CPT11212E



FLT112S



PLN112E

BASE18



BASE28



CBL1



Item Code	Description
-----------	-------------

**WALL CAPS**

WCP310S	10" X 30" Wall Cap Stretcher
WCP310E	10" X 24" Wall Cap End Piece
WCP310C	10" X 6" Wall Cap Corner
WCP310T	10" X 6" T-Intersection
WCP315S	15" X 30" Wall Cap Stretcher
WCP315E	15" X 24" Wall Cap End Piece
WCP315C	15" X 6" Wall Cap Corner
WCP315T	15" X 6" T-Intersection
WCP818	8" x 18" Wall Cap/Center Stretcher
PCP315	15"x15" Pier Cap
PCP321	21"x21" Pier Cap
PCP327	27"X27" Pier Cap

**CAPITALS**

CPT11212E	12" x 12" Capital with End Detail
CPT11812E	18" x 12" Capital with End Detail
CPT11816E	18" x 16" Capital with End Detail
CPT12416E	24" x 16" Capital with End Detail
CPT13612S	36" x 12" Capital Stretcher
CPT13616S	36" x 16" Capital Stretcher

**FLUTED**

FLT108E	8" x 18" Fluted End Piece (top or bottom)
FLT108S	8" x 18" Fluted Stretcher
FLT112E	12" x 18" Fluted End Piece (top or bottom)
FLT112S	12" x 18" Fluted Stretcher
FLT118E	18" x 18" Fluted End Piece (top or bottom)
FLT118S	18" x 18" Fluted Stretcher
FLT124E	24" x 18" Fluted End Piece (top or bottom)
FLT124S	24" x 18" Fluted Stretcher

**PLINTH BASES**

PLN112E	12" x 18" Plinth Base With End Detail
PLN118E	18" x 18" Plinth Base With End Detail
PLN124E	24" x 18" Plinth Base With End Detail
PLN136S	36" x 18" Plinth Base Stretcher

**BASE SET 1**

BASE16	6" Wide Base Detail
BASE18	8" Wide Base Detail

**BASE SET 2**

BASE26	6" Wide Base Detail
BASE28	8" Wide Base Detail

**CORBELS**

CBL1	8" X 12"
CBL2	8" X 12" (use with cornice)

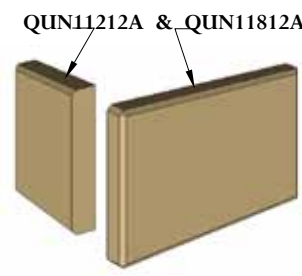


CRN136E

Item Code	Description
-----------	-------------


**CORNICE**

CRN136S	36" x 10" Cornice Stretcher (no end detail)
CRN136E	36" x 10" Cornice With End Detail



**QUOIN**

QUN11812	18"x12" Beveled Quoining
QUN11212	12"x12" Beveled Quoining
QUN11812A	18"x12" Beveled Quoin w/ Alternating Edge
QUN11212A	12"x12" Beveled Quoin w/ Alternating Edge
QUN21812	18"x12" Split Face Quoining
QUN21212	12"x12" Split Face Quoining
CCB4412	4"x4"X12" Beveled Corner Cap



**MOUNTING BLOCKS**

MB1	Round Electrical Box 1 (square)6" x 8" x 2"
MB2	Round Electrical Box (tall) 8" x 12" x 2"
MB3	Square Electrical Box 1 (single) 6" x 8" x 2"
MB4	Square Electrical Box 2 (double) 8" x 8" x 2"
MB5	Water mounting block 8" x 8" x 2"
MB6	Door bell mounting block 6" x 8" x 2"
MB7	Misc. mounting block 12" x 12" x 2"
MB8	Misc. mounting block 18" x 12" x 2"
MB9	Dryer Vent Box (square) 8"x8"x2"
MB10	Round Electrical Box (square 12" x 12" x 2")

**ADDRESS BLOCK**

ABK112	18" X 12" Address Block
--------	-------------------------

**VENT BLOCK**

VENT1	18" X 12" Vent
-------	----------------



ABK112



VENT1