

# FLAT TOP WASHINGTON®

---



Our new Flat Top Washington® pavers are just that...flat top, with squared off corners of both square and rectangle units. Similar in size to our old Washington pavers, these Flat Top Washington's have no "pillowtop" appearance. They are a cleaner, more modern look on one of our classic pavers.



DesignPAVE®

PREMIUM  
CONCRETE  
PAVERS

# FLAT TOP WASHINGTON®




## PRODUCT SPECS


- a) **Flat Top Washington® 14** – 5½" x 5½"
  - b) **Flat Top Washington® 21** – 5½" x 8¼"
- All stocked Flat Top Washington® Pavers are 2⅜" thick

## APPLICATIONS


Pedestrian or light vehicular traffic, residential driveways, patios, borders and swimming pool decks.




## INSTALLATION PATTERNS



Muster D  
40% Wash. 14  
60% Wash. 21



Muster K  
28% Wash. 14  
72% Wash. 21



Running Bond  
10, 14, or 21

## PACKAGING INFO


PRODUCT	WEIGHT PER SQ. FT.	UNITS PER SQ. FT.	UNITS PER LAYER	UNITS PER CUBE	WEIGHT PER CUBE	SQ. FT. PER UNIT	SQ. FT. PER CUBE	COLORS STOCKED
Flat Top Washington® 14	29	4.76	56	504	3,069 lbs	0.21	105.84	Canyon Creek, Earth, Flagstone
Flat Top Washington® 21	29	3.17	42	336	3,074 lbs	0.32	106	Canyon Creek, Charcoal, Desert Sand, Earth, Flagstone

**Note:** Due to variations in printing, color selections should always be chosen from actual product samples. Textured paver and patio stone surfaces require a buffer between the plate compactor and the paver surface to prevent scuffing.

## COLORS



Canyon Creek Blend



Charcoal Blend



Desert Sand Blend



Earth Blend



Flagstone Blend

# VINTAGE FLAT TOP WASHINGTON®

---



Like your favorite broken in jeans, our Vintage Flat Top Washington® pavers capture a time-worn appearance. This collection of tumbled pavers are a spin-off of our Flat Top Washington's, reflecting a more muted color palette with tumbled corners to create a more rustic, weathered look.



DesignPAVE®


PREMIUM  
CONCRETE  
PAVERS

# VINTAGE FLAT TOP WASHINGTON®



## PRODUCT SPECS


- a) **Vintage Flat Top Washington® 14** - 5 1/2" x 5 1/2"
  - b) **Vintage Flat Top Washington® 21** - 5 1/2" x 8 1/4"
- All stocked Vintage Flat Top Washington® Pavers are 2 3/8" thick




## APPLICATIONS

Pedestrian or light vehicular traffic, residential driveways, patios, borders and swimming pool decks.


## INSTALLATION PATTERNS



Muster D  
40% Wash. 14  
60% Wash. 21



Muster K  
28% Wash. 14  
72% Wash. 21



Running Bond  
10, 14, or 21

## PACKAGING INFO

PRODUCT	WEIGHT PER SQ. FT.	UNITS PER SQ. FT.	UNITS PER LAYER	UNITS PER CUBE	WEIGHT PER CUBE	SQ. FT. PER UNIT	SQ. FT. PER CUBE	COLORS STOCKED
Vintage Flat Top Washington® 14	29	4.76	56	504	3,069 lbs	0.21	105.84	Canyon Creek, Earth, Flagstone
Vintage Flat Top Washington® 21	29	3.17	42	336	3,074 lbs	0.32	106	Canyon Creek, Charcoal, Desert Sand, Earth, Flagstone

**Note:** Due to variations in printing, color selections should always be chosen from actual product samples. Textured paver and patio stone surfaces require a buffer between the plate compactor and the paver surface to prevent scuffing.

## COLORS



Vintage Canyon Creek Blend



Vintage Charcoal Blend



Vintage Desert Sand Blend



Vintage Earth Blend



Vintage Flagstone Blend