

# MALIBU®

---

Rugged and textured, the Malibu system is a smaller three-piece system that's reminiscent of Mosaic tiles with various joint lines that create interesting patterns and visual interest.

ENHANCED BY



PREMIUM  
CONCRETE  
PAVERS

# MALIBU®



## PRODUCT SPECS


- a) **Malibu Small Rectangle:** 4 3/4" × 9 3/8" × 2 3/8"
- b) **Malibu Square:** 9 3/8" × 9 3/8" × 2 3/8"
- c) **Malibu Large Rectangle:** 9 3/8" × 14 1/8" × 2 3/8"

All stocked Malibu® Pavers are 2 3/8" thick.


## APPLICATIONS

Pedestrian, residential driveways, patios, borders and swimming pool decks.

## INSTALLATION PATTERNS




Pattern A




Pattern B



a



b



c

## ENHANCED BY



Dura-Denz represents a dramatic break-through in concrete casting technology. Our new process results in a paver that is not only beautiful, but extremely durable. A specially formulated dense top layer creates a smooth, aggregate-free, extra-hard surface that resists chipping, scratching, and fading.

## PACKAGING INFO

PRODUCT	WEIGHT PER SQ. FT.	UNITS PER SQ. FT.	SQ. FT. PER UNIT	UNITS PER LAYER	LAYERS PER CUBE	SQ. FT. PER LAYER	UNITS PER CUBE	WEIGHT PER CUBE	TOTAL SQ. FT. PER CUBE	COLORS STOCKED
Malibu® Small Rectangle	29 lbs	3.23	0.31	13	8	4.03	104	935 lbs	98.32	Canyon Creek, Earth, Flagstone, Granite
Malibu® Square	29 lbs	1.64	0.61	6	8	3.66	48	849 lbs	98.32	Canyon Creek, Earth, Flagstone, Granite
Malibu® Large Rectangle	29 lbs	1.09	0.92	5	8	4.6	40	1,067 lbs	98.32	Canyon Creek, Earth, Flagstone, Granite

**Malibu® Pavers are sold by the layer.**

**Note:** Due to variations in printing, color selections should always be chosen from actual product samples. Textured paver and patio stone surfaces require a buffer between the plate compactor and the paver surface to prevent scuffing.

## COLORS



Canyon Creek



Earth



Flagstone



Granite