

# NEWPORT®

---

Smooth and linear, the Newport is a larger scaled system that creates longer, cleaner lines, less joints and a modern appearance.

ENHANCED BY



PREMIUM  
CONCRETE  
PAVERS



# NEWPORT®

## PRODUCT SPECS


- a) **Newport Small Rectangle:** 11 3/4" x 17 3/4" x 2 3/8"
- b) **Newport Square:** 11 3/4" x 11 3/4" x 2 3/8"
- c) **Newport Large Rectangle:** 11 3/4" x 23 5/8" x 2 3/8"

All stocked Newport® Pavers are 2 3/8" thick.


## APPLICATIONS

Pedestrian, residential driveways, patios, borders and swimming pool decks.

## INSTALLATION PATTERNS



Pattern A



Pattern B



a



b



c

## ENHANCED BY



Dura-Denz represents a dramatic break-through in concrete casting technology. Our new process results in a paver that is not only beautiful, but extremely durable. A specially formulated dense top layer creates a smooth, aggregate-free, extra-hard surface that resists chipping, scratching, and fading.

## PACKAGING INFO

| PRODUCT                  | WEIGHT PER SQ. FT. | UNITS PER SQ. FT. | SQ. FT. PER UNIT | UNITS PER LAYER | LAYERS PER CUBE | SQ. FT. PER LAYER | UNITS PER CUBE | WEIGHT PER CUBE | TOTAL SQ. FT. PER CUBE | COLORS STOCKED                          |
|--------------------------|--------------------|-------------------|------------------|-----------------|-----------------|-------------------|----------------|-----------------|------------------------|---|
| Newport® Small Rectangle | 29 lbs             | 0.69              | 1.45             | 2               | 9               | 2.9               | 18             | 757 lbs         | 104.13                 | Canyon Creek, Earth, Flagstone, Granite |
| Newport® Square          | 29 lbs             | 1.04              | 0.96             | 3               | 9               | 2.88              | 27             | 752 lbs         | 104.13                 | Canyon Creek, Earth, Flagstone, Granite |
| Newport® Large Rectangle | 29 lbs             | 0.52              | 1.93             | 3               | 9               | 5.79              | 27             | 1,511 lbs       | 104.13                 | Canyon Creek, Earth, Flagstone, Granite |

## Newport® Pavers are sold by the layer.

**Note:** Due to variations in printing, color selections should always be chosen from actual product samples. Textured paver and patio stone surfaces require a buffer between the plate compactor and the paver surface to prevent scuffing.


## COLORS



Canyon Creek



Earth



Flagstone



Granite