



U

Ultra[®]


BURNISHED MASONRY UNITS

A Prestigious Class of Masonry



PREMIER
BLOCK CORPORATION

Ultra® Burnished Masonry Units are a trusted solution that offer unmatched quality for a number of design applications. With 20 colors and numerous shapes and sizes, Ultra® units are ideal for complete interior and exterior walls, or as decorative accents.




BURNISHED UNITS ARE IDEALLY SUITED FOR:

- Schools
- Auditoriums
- Convention centers
- Medical facilities
- Shopping malls
- Community centers
- Parking garages
- Sports complexes
- Restaurants
- Swimming pools




COLOR




COLOR SELECTION

Antique White



Allspice



Light Caramel




Light Frost




Other colors are available. See your sales representative or ask for a new Ultra® color chip chart.

Set your sights on Ultra® Burnished's


Autumn Oakleaf




Medium Caramel



Warm Stone



Maplenut




Butternut



incredibly diverse color selection.


Canyon Tan



Russet



Almond



Grey Tweed




Brazilnut



Deep Frost




Cranberry Blend



Deep Vermont Green



Morning Dove



Sandstone




Please note: Colors shown are only approximate representations of actual colors. Due to variances in photography and printing, please ask your Ultra® Burnished representative to see actual color samples before making your final selections.

PROFILES

PROJECT SPECS

BOYS & GIRLS CLUB

Location: Wausau, Wisconsin
Architect: Central Wisconsin Engineers
Size: 32,000 square feet
Scope: Recreation Center
Burnished Colors: Warmstone & Deep Frost
Total Units: 4,906

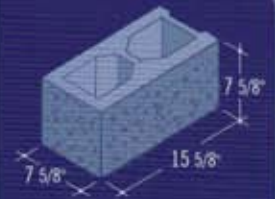


LAMBEAU FIELD

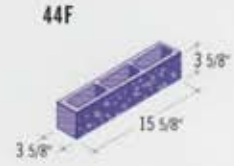
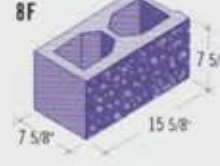
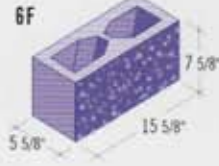
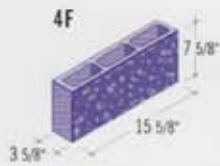
Location: Green Bay, Wisconsin
Architect: Ellerbe Becket, Kansas City, MO
Value: \$295 million (renovation)
Size: 37,000 square feet
(main floor atrium)
Scope: Stadium
Burnished Color: Light Caramel
Total Units: 36,000



SHAPES



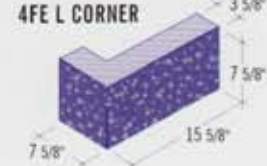
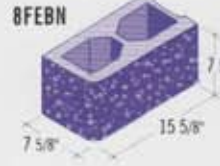
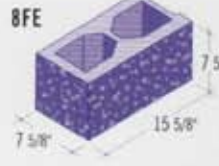
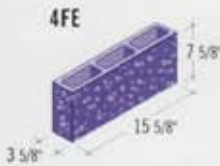
SHAPES & SIZES



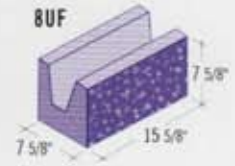
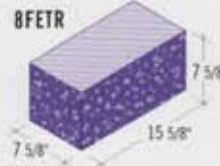
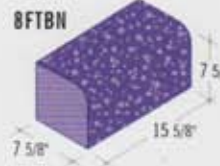
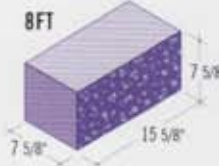
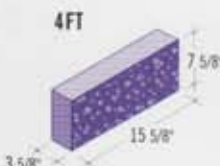
Also available in 2", 10", and 12" thicknesses. Available in hollow, semi solid or solid units.

Available in 2", 4", 6", 10", and 12" thicknesses.

Available in 2", 6", 8", 10", and 12" thicknesses.



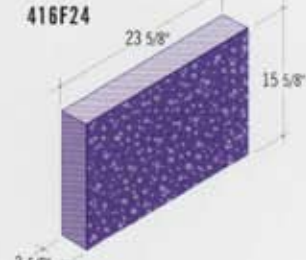
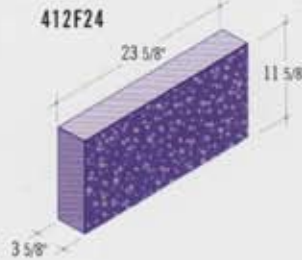

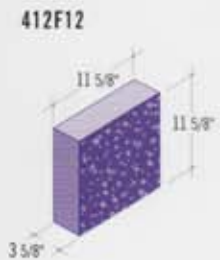
Also available in 2", 6", and 12" thicknesses with square or bullnose corners.



Also available in 2" and 6" thicknesses.

Available in 2", 4", & 6" thicknesses. Specify right or left (right shown).

Available in 2", 6", 10", & 12" thicknesses.



Premier Block's Scoring Designations



8"x 8" Score-V1



8"x 8" Score-V2



4"x 8" Score-V3

Bullnose & Chamfer Units



BN1/CH1



BN2/CH2



BN3/CH3




BN4*/CH4*



BN5/CH5



BN6/CH6



BN7/CH7



BN8/CH8



BN9*/CH9*



BN10*/CH10*



BN11/CH11

Note:

- * for these units designate left (L) or right (R).
- Show faces to be ground as F (face) E (end) T (top) B (bottom)

PROFILES

PROJECT SPECS

VIRGINIA REGIONAL MEDICAL CENTER

Location: Virginia, Minnesota
Architect: Damberg Scott Gerzine & Wagner Architects
Value: \$7,800,000
Size: 90,000 square feet
Scope: Medical Arts Building
Burnished Color: Light Frost
Total units: 4,643



DULUTH ENTERTAINMENT CONVENTION CENTER

Location: Duluth, Minnesota
Architect: Stanius Johnson Architects
Value: \$10,000,000
Size: 65,000 square feet
Scope: Meeting Rooms and Convention Hall
Burnished Color: Almond
Total Units: 4,922





PART 1: GENERAL

Submittal

Submit color sample(s) of each color specified from manufacturer's series. Submit product literature, certification, test reports, full size sample(s) of each color specified or selected.

Quality Assurance

All high density prefinished concrete masonry units shall be ULTRA® BURNISHED masonry units manufactured by PREMIER BLOCK CORPORATION. All units shall conform to ASTM C90-00 moisture controlled and shall have a groundface finish as shown on the drawings. Field Constructed Mock-ups: Construct a sample panel, no less than 4x4, of units of each color and size to be used in the project. The cleaning agent and method should also be determined at the time sample panel is constructed.

Delivery, Storage and Handling

ULTRA® BURNISHED units shall be delivered to the jobsite on banded wood pallets. Each exposed face shall be protected by a plastic protective layer. Each edge of a cube shall be protected by a pre-molded edge protector. Each cube shall be covered with a clear plastic wrap. Pallets shall be stored in single-stacks on level ground and covered with waterproof covering (e.g. tarpaulins) to protect the units from inclement weather. Units must be handled carefully to avoid breakage and damage to the finished surfaces.

Project/Site Conditions and Handling

Cover walls each day after installation to keep open walls protected and dry.

PART 2: PRODUCTS

Product Name

ULTRA® BURNISHED MASONRY UNITS

Manufacturer

PREMIER BLOCK CORPORATION
 1111 Menomonie St., Eau Claire, WI 54703
 PH 715-552-8079
 FAX 715-552-8116

PART 3: EXECUTION LAYING MASONRY WALLS

Lay units using the best concrete masonry practices. Install only quality units; reject all defective units. Align units level, plumb, and true with uniform, carefully-tooled 3/8" wide joints on the finished side of the wall. Draw blocks from two or more pallets at a time during installation.

Installation

Lighting: Provide adequate lighting for masonry work by placing all lighting a reasonable distance from the wall for even illumination. Do not use through lighting.

Cutting: Make all unit cuts, including those for bonding, holes, boxes, etc., with motor-driven masonry saws, using either an abrasive or diamond blade. Cut neatly for best appearance.

Inspection

The facing shall be free from chips, cracks, crazes or any other imperfections that would detract from the overall appearance of the finished wall when viewed from a distance of fifteen (15) feet at right angles to the wall with normal lighting.

Flashing of Masonry Work

Install flashing at locations shown in the plans and in strict accordance with the details and the best masonry flashing practices.

Weep Holes and Vents

Install weep holes and vents at proper intervals (32" O.C. and 2" long, above bed joints, typical) at courses above grade, above flashing, and at any water stops over windows, doors, and beams.

Cleaning

Keep walls clean daily during installation using brushes, rags, and burlap squares. Do not allow excess mortar lumps or smears to harden on the finished surfaces. Remove green mortar with burlap or a dry cloth. Harsh cleaning methods after walls have been erected might mar the surface of the units.

Final Cleandown

No ACID or ACID-base solutions shall be used in the cleaning of ULTRA® BURNISHED units. A detergent masonry cleaner shall be used following the manufacturer's instructions and the surface shall be thoroughly rinsed with clean water.

Field Coat Application

A field coat of proprietary acrylic sealer must be applied to all ULTRA® BURNISHED Block to maintain the limited warranty.

For a finished wall, apply a jobsite application of proprietary acrylic (minimum 20% solids content) to all ULTRA® walls after clean-down and when the walls are dry. Apply the acrylic evenly to cover the entire surface without forming drops or runs. For maximum coverage and best appearance, apply acrylic with airless spray equipment. This clear, high-solids acrylic offers excellent graffiti resistance, provides moisture resistance and helps to cover any scuffs or scratches that may occur during handling and/or installation.

Maintenance

ULTRA® BURNISHED units, properly installed and cleaned, need virtually no maintenance other than routine cleaning with standard commercial grade cleaning agents. Graffiti, paint or dye stains might need special cleaning methods and products. Contact manufacturer for specific cleaning recommendations.



Ultra[®]
BURNISHED
MASONRY UNITS

PREMIER
BLOCK CORPORATION

715.552.8079
www.premierblock.com



OBERFIELD'S INC[®]

Columbus • Delaware • Marion • Sunbury

528 London Road, PO Box 362
Delaware, OH 43015-0362
www.oberfields.com
info@oberfields.com

614-252-0955
740-369-7644
800-845-7644
Fax 740-363-7644