

ROSETTA® KODAH SQUARE FIRE PIT KIT



Finally give your family a reason to put their feet up and their phones away with Kodah Square Fire Pit from Rosetta.

- Square shape compliments modern design
- All components included on one pallet for simple, waste-free installation
- Gas conversion kit available



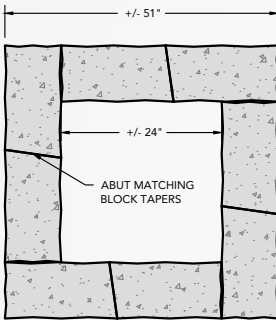
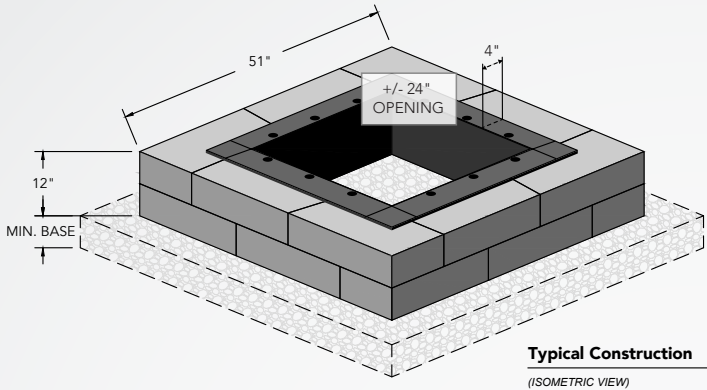
KITS

PREMIUM
CONCRETE
PAVERS

ROSETTA® KODAH SQUARE FIRE PIT KIT



KITS



INSTALLATION


1. Familiarize yourself with the construction details shown on this page.
2. Mark out the location for your fire pit. Note dimensions shown are nominal so mark an area slightly larger than shown.
3. Excavate for drain stone base (approx. 6")
4. Fill excavated area with drain stone, level, and compact.
5. Place and center steel ring on prepared base.
6. Place blocks per the pattern. (For Round Kit, keep Blocks 1 1/2" off steel ring)
7. Warning: Do not place Rosetta Fire Pits directly on Rosetta Flagstone products or any comparable concrete product as high heat can adversely affect the integrity of the product.

COLORS

Cuyahoga



Mahoning



Scioto

