

HERITAGE STONE[®]

by  ProVia



Meticulous care for details.

Heritage stones are carefully selected from unique geographic regions and then skillfully molded and cast. Special care is taken to maximize nature's beauty of the undercut for stunning realism. Once the mold creation process has been completed and it moves into production, stones are meticulously colorized using raw pigments and oxides providing richness to every stone.

We use nothing but the finest materials in our products including superior shale aggregates. Each mixture of base material is quality controlled for batch-to-batch consistency. Our leading edge processes and equipment ensure that every step in the creation of our products is optimized for aesthetics and consistency. A relentless pursuit of quality excellence in products and services distinguishes us from other stone manufacturers and helps us deliver real value to every customer, every day.



Artisanship

Through years of experience, innovation and artistic excellence – Heritage Stone collections provide enduring beauty that reliably withstands the elements.



Deep Undercuts

Capturing drama through shadows created by deep undercuts is a technique that produces stone collections of lasting beauty and realism.



Lush Colors

From richly textured surfaces to artistically infused colors including ochers, umbers, plums and russets - Heritage Stone collections add warmth and beauty to any home.

Table of Contents

Terra Cut Collection.....	2
Slate Terra Cut	
Russet Terra Cut	
Summit Terra Cut	
Natural Cut Collection.....	6
Ashworth Natural Cut	
Fernwood Natural Cut	
Woodbridge Natural Cut	
Ledgestone Collection.....	12
Brighton Ledgestone	
Canyon Ledgestone	
Chesapeake Ledgestone	
Osage Ledgestone	
Rushmore Ledgestone	
Saginaw Ledgestone	
Santee Ledgestone	
Southbriar Ledgestone	
Susquehanna Ledgestone	
Dry Stack Collection.....	18
Catawba Dry Stack	
Colorado Dry Stack	
Erie Dry Stack	
Huron Dry Stack	
Lakepointe Dry Stack	
New England Dry Stack	
Ottawa Dry Stack	
Phoenix Dry Stack	
Seneca Dry Stack	
Shawnee Dry Stack	
Whisperwood Dry Stack	
Limestone Collection.....	24
Allegheny Limestone	
Amherst Limestone	
Baja Limestone	
Blue Ridge Limestone	
Buckingham Limestone	
Buff Limestone	
Nantucket Limestone	
Ohio Vintage Limestone	
Sandusky Shore Limestone	
Fieldstone Collection.....	30
Mojave Fieldstone	
Old Dominion Fieldstone	
Pennsylvania Fieldstone	
Shenandoah Fieldstone	
Strathmore Fieldstone	
Summerwinds Fieldstone	
Top Rock Fieldstone	
River Rock Collection.....	34
Michigan River Rock	
Mountain River Rock	
PrecisionFit™ Collection.....	36
Adobe Sands PrecisionFit	
Driftwood PrecisionFit	
Sage Grey PrecisionFit	
Architectural Creativity	
Stone Trim & Accessories.....	38
Limitless Options.....	40
Color Guide.....	42
Affects of Lighting.....	45
Grouting Techniques.....	46
Grout Colors.....	48
Q & A's.....	49
Multi-Family.....	50

TERRA CUT™

Thrilling shadows, stunning texture.

The all-new Terra Cut stone collection is a Heritage exclusive that embodies key characteristics of weatherworn, coarse-grained, and coral style stones. This one-of-a-kind profile creates a striking appearance through a sensational amount of texture within each stone, as well as multiple dimensions from stone to stone.



Slate Terra Cut





Slate Terra Cut

Heritage Stone | 3

TERRA CUT™



Slate Terra Cut

Heritage Stone | 4



Slate Terra Cut



Russet Terra Cut



Summit Terra Cut

For professional finishing of your application, 90° corners are available in all color series.



NATURAL CUT™

Big, bold and beautiful.

Our Natural Cut stone collection is a Heritage Stone original. Its large stone surfaces with natural textures and irregular cuts, mimic Old World charm. Available in three beautiful earth tone colors, Natural Cut adds design versatility and artisanship to many architectural styles.



Fernwood Natural Cut





NATURAL CUT™





Ashworth Natural Cut



Fernwood Natural Cut



Woodbridge Natural Cut

For professional finishing of your application, 90° corners are available in all color series.



Beauty, innovation and quality designed to be a cut above.

Our passion for creating the most beautifully realistic and long-lasting stone surfaces for homes, architectural structures and accent areas has become our signature. Our desire is to engineer and manufacture stone products so close to natural stone, you'll have to turn it over to know it's manufactured.

At Heritage Stone, we focus our attention on every detail that customers value. This includes the finest in design, coloring, material selection, aesthetic layout, molding, production, packaging and shipping. We care about details in ways others won't, and for this, we are known as a premier supplier of artfully hand-crafted manufactured stone.

To learn more details about our warranty and technical information, visit our website at:

www.proviaproducts.com/warranty.





LEDGESTONE

Character - at the heart of its beauty is its imperfection.

Ledgestone's rough dimensional surface, jagged edges and varying surface area bring all the beauty and character of southeastern charm to this collection. Dramatic shadows between the individual pieces change with the sun's position.

Stunningly realistic, our stone collections capture the essence of nature's handiwork in every stone produced. Coming home never looked so good.



Rushmore Ledgestone





LEDGESTONE



Rushmore Ledgestone



Brighton Ledgestone



Osage Ledgestone



Santee Ledgestone



Canyon Ledgestone



Chesapeake Ledgestone



Rushmore Ledgestone



Saginaw Ledgestone



Southbriar Ledgestone



Susquehanna Ledgestone

For professional finishing of your application, 90° corners are available in all color series.



Beauty that lasts.

With an unwavering commitment to quality, Heritage Stone by ProVia is one of the leading manufacturers of stone products for residential and commercial applications. Artfully crafted and designed to replicate the beauty and elegance of natural stones, each Heritage Stone is manufactured for exceptional realism and quality. The result is a product that will last for years and reflect its original beauty.



Heritage Stone collections provide vibrant color, natural beauty and realism.





DRY STACK

Sophistication - provides style and elegance for any project.

Tastes and trends change, but some things have enduring beauty that lasts for a lifetime. Dry Stack is a collection of carefully selected stone of varying thicknesses designed to fit together. This collection brings together an array of hues ranging from earthen greys and charcoals to golden browns, plums and misty corals to create a palette for every taste.

For a completely different look, Dry Stack can also be installed with various colors of grout.



Ottawa Dry Stack





2015

DRY STACK



Catawba Dry Stack



Huron Dry Stack



Ottawa Dry Stack



Shawnee Dry Stack



Colorado Dry Stack



Erie Dry Stack



Lakepointe Dry Stack



New England Dry Stack



Phoenix Dry Stack



Seneca Dry Stack



Whisperwood Dry Stack

For professional finishing of your application, 90° corners are available in all color series.



Artfully Hand-Crafted Manufactured Stone

One of the many advantages to using Heritage Stone's artfully crafted manufactured stone versus natural stone is that contractors can install it much quicker, which saves you exorbitant labor costs. Natural stone (and brick) installations are limited in the quantity of stone laid each day due to a need for it to "set-up." Installed too quickly before setting, the stability of natural stone is compromised. Heritage Stone products not only install quickly but carry a Lifetime Limited Warranty.



Seneca Dry Stack

Heritage Stone collections begin with hand-selected stones from unique geographical regions.





Huron Dry Stack

Heritage Stone | 23

LIMESTONE

Chiseled - its simple shape and natural tones add warmth and beauty.

Heritage Limestone is a collection of roughly chiseled, square and rectangular surfaced stone. Replicated from stones originating in the midwest, this collection represents natural stone selections chosen for their exceptional shape, texture and character. Architectural styles dating back to the colonial period exhibit extensive use of this stone type in structures. Limestone's natural earth tones and warmth add beauty and charm to any application.



Blue Ridge Limestone





LIMESTONE



Allegheny Limestone



Blue Ridge Limestone



Nantucket Limestone



Amherst Limestone



Baja Limestone



Buckingham Limestone



Buff Limestone



Ohio Vintage Limestone



Sandusky Shore Limestone

For professional finishing of your application, 90° and 135° corners are available in all color series.



Professional-Class

The Difference Between Standard and Stand Out

Heritage Stone is committed to providing consumers with the best quality manufactured stone products. Our products and methods are tested using AC-50 standards. These tests are completed in accordance with the ICC Evaluation Service. Many stone manufacturers do not comply with this third-party endorsement that ensures code compliance.



Our Limestone Collection is a great choice for decorative walls and more.





Amherst Limestone

Heritage Stone | 29

FIELDSTONE

Random - irregular-shaped stone, crafted for a perfect fit.

Heritage Fieldstone is our collection of rugged textured stone distinguished by its shapes and edges. Its uniqueness and character make an impression wherever Fieldstone is used, and the closely laid stones create its rich, natural look. Inspiration for this collection finds its roots in Pennsylvania, New York and the Mid-Atlantic states where the architectural character from centuries past bear witness to the lasting beauty of this stone.



Top Rock Fieldstone





FIELDSTONE





Mojave Fieldstone



Old Dominion Fieldstone



Pennsylvania Fieldstone



Shenandoah Fieldstone



Strathmore Fieldstone



Summerwinds Fieldstone



Top Rock Fieldstone

For professional finishing of your application, 90° corners are available in all color series.



RIVER ROCK

Smoothed by the river's flowing water

Inspired by the original stones found in rivers and streams all across the country, River Rock remains a popular choice.



Michigan River Rock



Mountain River Rock

For professional finishing of your application, 90° corners are available in all color series.





PRECISIONFIT™

Easy, seamless and attractive.


PrecisionFit stone is designed with a contemporary look, lots of character, natural color and realistic texture.



Adobe Sands PrecisionFit™




Driftwood PrecisionFit™



Sage Grey PrecisionFit™

For professional finishing of your application, 90° corners are available in all color series.






STONE TRIM & ACCESSORIES



Hearthstone

19½" x 19½" x 1¼"



Natural



Brown



Grey



Buff



Ivory

Hearthstones are not suitable for foot traffic



Half Hearthstone
20"W x 12"L x 1¼"D



Hydrant Stone
6¼"W x 7½"H x 1¼"D
1" Diameter Hole



Peaked Wall Caps
Large 15¼"W x 19¼"L x 2¼"D low (¾" wash)
Small 11¼"W x 19¼"L x 2¼"D low (1½" wash)



Keystone
Large 11½"W x 7"W x 11"H x 2"D
Small 8½"W x 6"W x 8"H x 1¼"D

The finishing touches make the difference.

Heritage Stone offers all the accessories you will need to professionally complete your project. Take advantage of the various shapes, sizes and colors to make a project uniquely yours. Easy to manipulate, easy to install - our trims and accent pieces finish off a design to showcase a project's most beautiful attributes. Consult the color guide on page 42 for recommended combinations - or design your own original creation.



Trim Stone
6"W x 8"H x 1½"D



Row Locks
Large 5½"W x 7½"H x 1¼"D
Small 4"W x 5"H x 1¼"D



Flat Window Trim
6½"W x 22½"L x 1½"D



Classic Light Trim
7½"W x 10½"H x 1¼"D
4½" Diameter Hole



Contemporary Light Trim
Large 10"W x 15"H x 1½"D
Small 8"W x 10"H x 1½"D
3¾" Diameter Hole



Classic Receptacle Stone
6"W x 7½"H x 1¼"D
2½"W x 4"H opening



Contemporary Receptacle Stone
6"W x 8"H x 1½"D
2½"W x 4½"H opening



Contemporary Double Receptacle Stone
8"W x 8"H x 1½"D
4¼"W x 4¼"H opening



Flat Wall Caps
12"W x 24"L x 2¼"D
14"W x 24"L x 2¼"D
16"W x 24"L x 2¼"D



Column Caps
14"W x 14"L x 2¼"D
22"W x 22"L x 2¼"D
31"W x 31"L x 2¼"D



Shutter Block
2"W x 13½"L x 2½"D
(Available in Buff and Grey only)



Water Sill with Drip (1" wash)
23½"W x 3"H x 3"D



Mantle
10"W x 48"L x 2½"D
10"W x 60"L x 2½"D



Mantle Bracket
10½"W x 6½"L x 2½"D



Window & Door Surround
18"W x 6"H x 2"D



Window & Door Surround - Corner
13½"W x 13½"L x 6"H x 2"D

Buff color shown but available in all colors unless otherwise noted.

LIMITLESS OPTIONS

Blending styles and colors.

For those creative individuals, we offer the ability to mix and match certain stone groupings to form a completely new look. Design for a natural setting, a special gathering area of your home or yard and even your furnishings or other exterior elements to create that distinctively unique look.

Stone versatility.

Go for a unique look to distinguish your next project. We offer the ability to beautifully mix and match two or more collections to form a completely different look. At Heritage, we can recommend mixes of stones based on our extensive years of experience or create your own look. You're limited only by your imagination.



80% Susquehanna LedgeStone &
20% Old Dominion Fieldstone



80% Santee LedgeStone &
20% Shenandoah Fieldstone



80% Susquehanna LedgeStone & 20% Old Dominion Fieldstone



Shenandoah Fieldstone



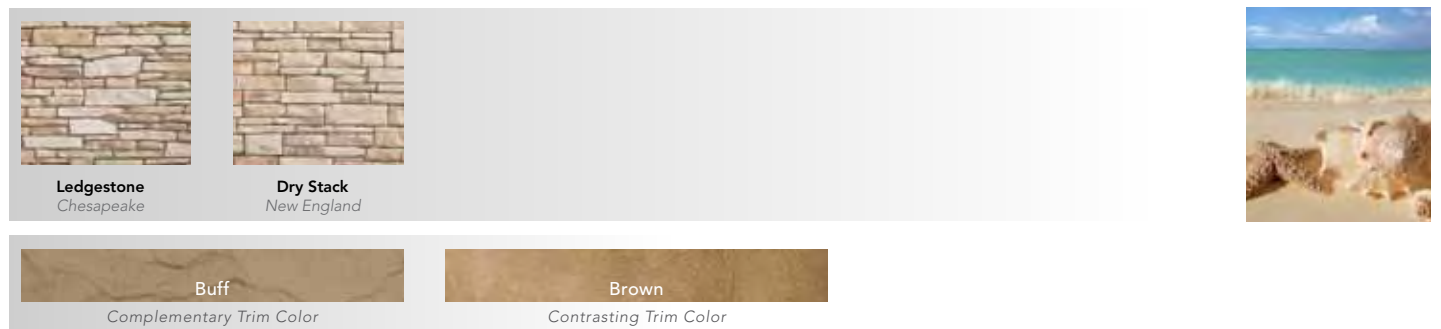
90% Osage LedgeStone & 10% Top Rock Fieldstone

COLOR GUIDE

The Heritage Stone color guide was developed to give you confidence in choosing the right stone colors for your home. The groupings below show similar color palettes being used across a variety of stone profiles.

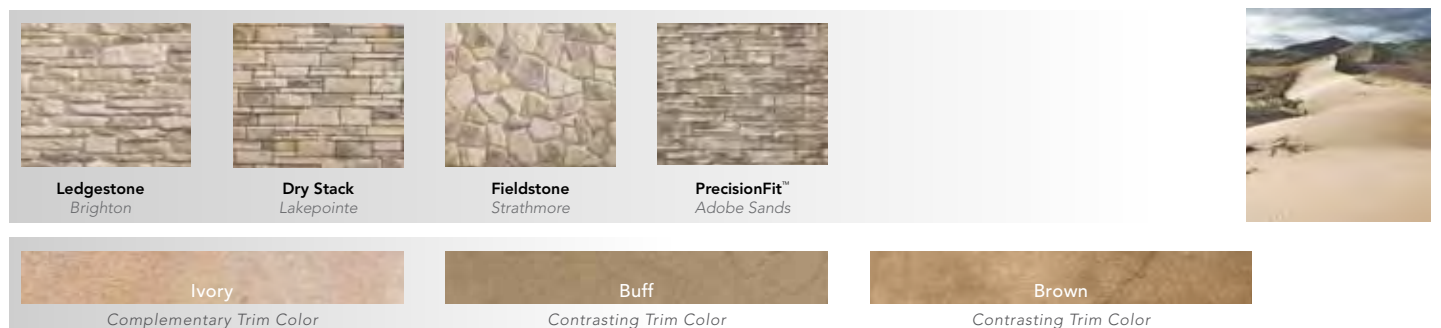
Selecting stone should be enjoyable as you consider the various stone profiles and color choices available to you. This color guide will help you creatively blend various colors, profiles and trim colors to distinguish the look of your home, add tremendous curb appeal and create an exterior that you and your neighbors will love.

Seashore Palette



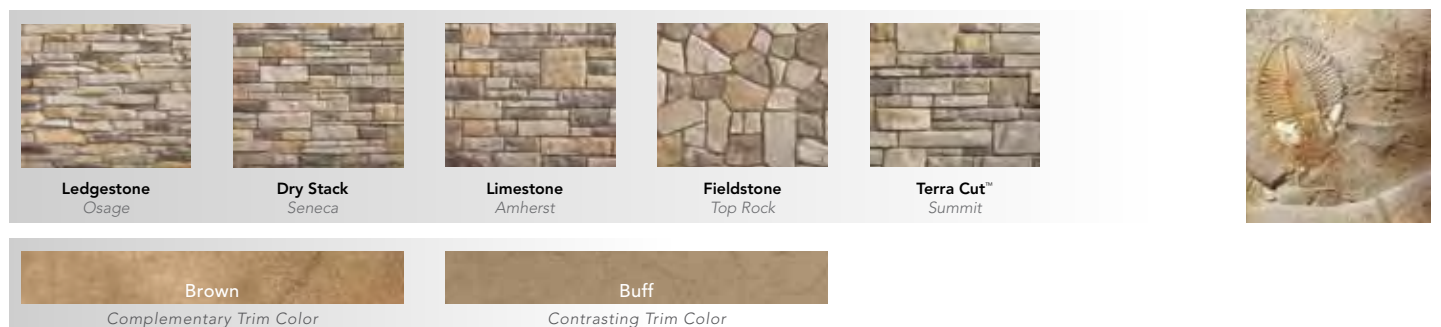
This section displays the Seashore Palette. It features two stone profiles: **Ledgestone Chesapeake** and **Dry Stack New England**. To the right is a photograph of a beach with turquoise water and a rocky shore. Below the stone profiles are two trim color swatches: **Buff** (labeled as Complementary Trim Color) and **Brown** (labeled as Contrasting Trim Color).

Desert Sands Palette



This section displays the Desert Sands Palette. It features four stone profiles: **Ledgestone Brighton**, **Dry Stack Lakepointe**, **Fieldstone Strathmore**, and **PrecisionFit™ Adobe Sands**. To the right is a photograph of sand dunes. Below the stone profiles are three trim color swatches: **Ivory** (labeled as Complementary Trim Color), **Buff** (labeled as Contrasting Trim Color), and **Brown** (labeled as Contrasting Trim Color).

Fossil Palette




This section displays the Fossil Palette. It features five stone profiles: **Ledgestone Osage**, **Dry Stack Seneca**, **Limestone Amherst**, **Fieldstone Top Rock**, and **Terra Cut™ Summit**. To the right is a photograph of a fossil. Below the stone profiles are two trim color swatches: **Brown** (labeled as Complementary Trim Color) and **Buff** (labeled as Contrasting Trim Color).

Glacier Palette




Dry Stack
Ottawa



Limestone
Nantucket



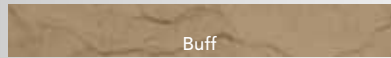
Limestone
Ohio Vintage




Limestone
Buff



Limestone
Sandusky Shore




Buff
Complementary Trim Color




Ivory
Contrasting Trim Color


Cavern Palette



Ledgestone
Susquehanna



Dry Stack
Shawnee



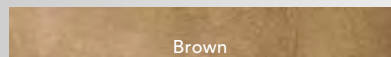
Limestone
Buckingham



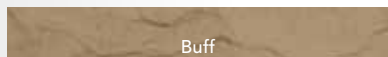
Fieldstone
Old Dominion



Terra Cut™
Russet




Brown
Complementary Trim Color




Buff
Contrasting Trim Color

Mesa Palette



Ledgestone
Santee



Dry Stack
Catawba



Limestone
Allegheny



Fieldstone
Shenandoah



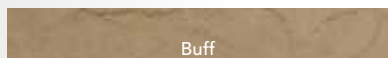
Natural Cut™
Woodbridge



River Rock
Mountain



Brown
Complementary Trim Color



Buff
Contrasting Trim Color


Timber Palette




Ledgestone
Rushmore



Dry Stack
Colorado



PrecisionFit™
Driftwood



Brown
Complementary Trim Color




Buff
Contrasting Trim Color

COLOR GUIDE (CONT.)

Copper Palette



LedgeStone
Canyon



Dry Stack
Phoenix



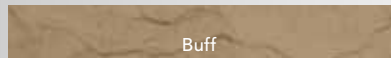
Limestone
Baja



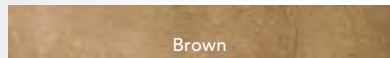
Fieldstone
Mojave



Natural Cut™
Ashworth




Buff
Complementary Trim Color




Brown
Contrasting Trim Color

Mesquite Palette



LedgeStone
Saginaw




Dry Stack
Huron



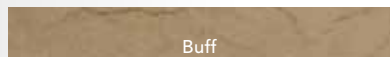
Fieldstone
Pennsylvania



River Rock
Michigan




Natural
Complementary Trim Color




Buff
Contrasting Trim Color


Spanish Moss Palette



LedgeStone
Southbriar




Dry Stack
Whisperwood



Fieldstone
Summerwinds



Natural Cut™
Fernwood




Brown
Complementary Trim Color




Buff
Contrasting Trim Color


Shale Palette




Dry Stack
Erie



Limestone
Blue Ridge



Terra Cut™
Slate



PrecisionFit™
Sage Grey



Grey
Complementary Trim Color


HOW LIGHTING AFFECTS THE WAY YOU SEE COLOR



EXTERIOR APPLICATIONS

Choosing the color of stone for your home's exterior is important to you. Making the right color choice can increase curb appeal and the value of your home.

As you look at all the different styles and colors of Heritage Stone, it is important to factor in lighting when making your choice. Daylight, or more specifically, direct sunlight versus indirect sunlight, impacts how color is perceived.



In the image above, notice how the direct sunlight has a dramatic affect on the color of the stone. Direct sunlight can also create dramatic shadow lines providing increased visual appeal.



As you look at the stone colors in the shaded parts of the home, it begins to take on a completely different look and feel. Colors become less vivid creating a softer, more subtle look. Shadow lines are reduced and sometimes eliminated.



INTERIOR APPLICATIONS

Heritage Stone products can also be installed on the interior of your home. Fireplaces, kitchens, family room walls... our diverse selection of stone profiles and colors can create pleasant, welcoming atmospheres within the walls of your home.

Color is affected by the lighting inside your home, and lighting can have a tremendous impact on how you see color, as shown in the picture above. Light reflected from painted walls, stained wood, and colored carpeting, for example, can provide dramatic color shifts that can make the stone color appear different. Thus, creating an impressive atmosphere within your home.

When choosing your Heritage Stone products for exterior or interior purposes, we encourage you to choose carefully, and look at our colors within the environments they will be installed in. This will provide you with a truer representation of what you can expect to see with your finished project.

GROUTING TECHNIQUES

A small detail that can dramatically change the character of stone.



There are no boundaries.

Grout truly brings your stonework together. With traditional grouting methods, it is the grout that fills the voids between stones. Grout also plays an important part in the overall visual appearance of your finished stonework.

Selecting the type, size and color of the stone is only part of the customization process. You can select from several different grouting styles to further create the perfect look for your home.




The most common grout technique is a **standard or raked joint**. This is what you typically see with brickwork, for example. The grout is evenly applied around the edge of each stone or brick. When finished, the grout appears as a recessed even layer filling the gaps between stones and bricks. This is a classic, traditional technique that provides timeless beauty.



Osage Ledge stone with no grout



For a more old-world look, choose **overgrouting**. This technique uses a much heavier grout seam. Depending on the look you want, the grout can be even with or even extend beyond the face of the stone, rather than being recessed like the standard grout technique. Grout may even partially cover the face of the stone. The overgrout technique is especially popular with larger, irregularly shaped stones.



Many homeowners now choose the **dry stack** style of stonework, which is actually groutless. Mortar is used behind the stone to secure it in place, but there is no grout visible between the stones. This gives the work a very natural, casual appearance. It appears as though the stones are simply stacked on top of one another. Due to freeze and thaw in northern regions, be sure to consult with your stone installer prior to any dry stack application.

All Heritage Stone has a natural, ageless beauty. You can fine-tune that beauty by selecting the grouting technique that best matches your design goals. The ability to color or tint grout provides you with additional flexibility to create exactly the look you have in mind.

Whether you want to project a classic, rustic or contemporary look, there is a grout technique available to fulfill your vision. Unlimited options give you the freedom to create your unique canvas in stone.



Amherst Limestone with raked grout

GROUT COLORS

Color reflects your distinct personality.

The days of plain grey grout are long gone. Today, you have an almost unlimited palette of color options.

Visually blend your stone together into a near-seamless palette by selecting a color that closely emulates the dominant color of the stone. Choosing a well-matched color creates a natural and uniform appearance, with the grout barely noticeable.

To make the color and shape of your stone more prominent and to create additional visual drama, choose a contrasting color. With a darker stone, you would select a lighter grout and vice versa. This technique lets grout share the stage with stone, coming together to make a bold statement.

For a truly unique, standout effect choose an accent color for the grout. Visually connect the stonework to your home by coloring the grout to match the trim or other element, or simply select a grout hue that pleases your eye.

What look do you want to create? Ask your Heritage Stone specialist to help guide you through the selection process.

Santee Ledgestone with brown grout



Chesapeake Ledgestone with white grout



Chesapeake Ledgestone with grey grout

Q & A's

Years of guaranteed beauty.

Q: How can I be sure my stone will be installed level?

A: When laying out rows of stone, be sure to “snap” a chalk plumb line guide approximately every 6-8" apart on the scratch wall. This will ensure parallel and consistent lines to follow.

Q: How can I make sure my stone follows a natural pattern?

A: When laying horizontal lines, be sure to break the joint lines at least at every 6' wide section. To help eliminate the frequency of vertical joint lines, limit the lines at every vertical.

Q: How should I prep my doors and windows?

A: Make sure all openings are properly flashed before applying stone. This prevents water seepage from going under the application which will cause it to fail. Visit the MVMA website at www.masonryveneer.org for more information.

Q: Do I have to use grout?

A: No, stone can be grouted or non-grouted. If it is a grouted application be aware that you can choose from several grout colors that match or contrast.

When selecting a dry stack (non-grouted) application, be sure the entire back surface, including all perimeters, of the stone is encapsulated with mortar to avoid water seepage behind the stone. *NOTE: If water seeps behind stones, it undergoes freeze and thaw shifts with weathering and subsequent release of the products from the substrate will occur over time.*

Q: Can I use Hearthstones as pavers?

A: No, Hearthstones are not approved for foot traffic.

Q: Do you provide products for overhead installation (ceilings, overhangs, etc. with one surface adhesion)?

A: Our larger stone products are not intended for use with one surface adhesion and are not covered by the warranty. However, overhead use with 2 or 3 side adhesion and smaller profiles may be used, but we advise talking to your Account Manager for warranty coverage before installation.

Q: How close to the ground can these stones be installed?

A: The stone should be installed no closer than 4" to the final grade or 2" to a hard surface (sidewalk, driveway, etc.)

Q: How should I clean my stone?

A: Do not use power washers or harsh chemicals on or around Heritage Stone products as damage may occur. Visit www.proviaproducts.com/stone for a complete listing of cleaning agents that are safe to use.

Q: Will I need anything besides stone flats and corners to finish my project?

A: Yes. When there are transitions, etc., be sure to ask about trim and architectural accessories to give your project a polished and complete look (see page 38 in this catalog for details).

Q: Can I only use one kind of stone?

A: Not at all, ask about our custom mixed stone applications when creating unique looks.

Q: What is the warranty on my stone?

A: Heritage Stone carries a Lifetime Limited Warranty against faulty manufacturing process or defective materials as follows:

The installation must be in compliance with the applicable specifications and requirements and the stone subjected only to normal exposure and use. Heritage Stone guarantees its products against chipping, flaking, unsightly discoloration or any other serious deterioration. Warranty coverage is limited to replacement or repair of defective materials only and does not cover labor to remove or replace materials. Warranty coverage is limited to the original purchaser. The manufacturer will not be liable for any damage or defects due to misuse, building movement, installation, acts of God, fire or any other cause beyond the manufacturer's control.

For the most current information, please visit the warranty section of our website at: www.proviaproducts.com/stone.

MULTI-FAMILY

Our complete portfolio of exterior building products and services makes it easy for professionals to do business with us. At ProVia, we care for details in ways others won't and that is evident in every product we manufacture including our full line of:

- Manufactured Stone and Accessories
- Vinyl and Insulated Siding
- Energy Efficient Steel and Fiberglass Entry Door Systems
- Thermally Efficient Vinyl Windows
- Vinyl Exterior + Real Wood Interior Windows
- And, the best glazing packages available on the market

ProVia is leading the way in the Multi-Family Market for quality and service for builders, contractors and architects all across the country. Our custom capabilities along with our ability to meet industry specs and LEED certification requirements set us apart from the competition. For your next project, let us take care of the details for you. Experience easy. Experience ProVia. Visit our website's professional section at: www.proviaproducts.com/professionals



Saginaw Ledgestone









Seneca Dry Stack

Heritage Stone | 51

CARING FOR
DETAILS
IN WAYS OTHERS WON'T

Across ProVia's complete line of products, you can be confident we put the same care into every detail of doors, windows and siding you've come to value in our stone.





At ProVia, we care about our customers as much as we do the products and services we meticulously provide. We combine old-world craftsmanship with state-of-the-art technology to deliver personalized care with every order. We invite you to experience ProVia's full line of products crafted the Professional Way - which includes the industry's best in doors, windows, siding and stone.

Look at our full line of products at:
www.proviaproducts.com





"To serve, by caring for details in ways others won't." It's not just our mission, but a way of letting our light shine every day at ProVia. We continually strive to put these words into action by providing unmatched quality and service. The P-icon symbolizes each employee's commitment to devoting the utmost care, pride and quality into each building product we manufacture...it's The Professional Way.

Distributed By:



Doors • Windows • Siding • Stone
www.proviaproducts.com



© 2015 ProVia
Z-MK-10001-15 • 4/15