



# STRATFORD STONE™



**OBERFIELDS**  
SOLID PERFORMANCE  
IN CONCRETE PRODUCTS®

# STRATFORD STONE™

Whether you're remodeling an interior space, building a new home, enhancing your outdoor living area, or working on a commercial project, our Stratford Stone™ can add drama, curb appeal and beauty to any interior or exterior project. Crafted from nature's hues, our subtle color palettes provide texture, dimension and visual interest where other building materials fall short.

Unlike natural stone, manufactured or "cultured stone" is cast from molds of real stone, making it a cost effective alternative for those desiring a natural stone appearance. Natural stone requires wall ties and footings while Stratford Stone™ is lighter weight, allowing the product to adhere easily to a variety of structurally sound surfaces. This in turn, allows for quicker installation, and product savings, without jeopardizing aesthetics. Stone styles come in flat and corner pieces along with a variety of corresponding accessories.

Please take careful consideration regarding the type of stone profile and color selected, the actual installed pattern, and the type of grout technique being used. All factors contribute to the finished look and installation of the stone.





LIMESTONE - Chateau

# RESIDENTIAL

Imagine curling up with a good book, a glass of wine and a roaring fire. Add instant warmth and character to your home with our Stratford Stone™ line. From indoor and outdoor fireplace facades, to your home's exterior, our selection of stone styles take their cue from nature with color blends that mimic natural stone. We also carry a full line of accents and accessories including keystones, water tables, address blocks and utility boxes to help complete the design.

Our Limestone line features larger stones with more pronounced mortar joints, a favorite among Midwest homeowners. Comprised of square and rectangular textured stones, our Limestone line replicates the look of older Colonial structures.

The Rustic Ledgestone line is dimensional, with longer linear pieces throughout. This stone look adds a chiseled face, shadow lines and jagged edges to create a more contemporary look. Often installed dry-stacked, with no mortar joints, this style allows for some gaps between stones.


Stacked Stone is for those homeowners and builders who prefer a mix between the two styles above. With Stacked Stone, you get a mix of larger and smaller pieces that fit together tightly, with or without mortar joints, for a tight fitting application.



RUSTIC LEDGESTONE - Chateau



RUSTIC LEDGESTONE-Arizona



LIMESTONE - Delaware



# COMMERCIAL

Stratford Stone™ is ideal for commercial construction when the goal is to have the structure blend into its surroundings, while still making a statement. Not your typical commercial look, our Stratford Stone™ presents a softer, more natural feel than other masonry products we offer. Use it as a full building veneer or as accent banding, our Stratford Stone™ is an economical and cost-effective alternative to other veneer options.

One of the many benefits of Stratford Stone™ is the ability to be installed by multiple trades. This allows commercial projects to be erected quickly, saving time and money for the owner.


As a local manufacturer, we have the knowledge and expertise to customize color blends to help meet your design needs on large-scale projects. Some of our blends also provide design flexibility to the installer, by allowing them to remove specific colors within the blend to meet the client's needs.

We offer a full line of matching accents and accessories that help complete your design including water tables, keystone, address blocks and more. Stratford Stone™ is the perfect solution for apartment complexes, new home builds, churches, and commercial and retail construction.



# COLORS

## LIMESTONE



Arizona

Chateau

Delaware

Navajo

Rustic Gray



Tuscan

## RUSTIC LEDGESTONE



Arizona

Chateau

Navajo

Rustic Gray

Tuscan

Due to variation in sample sizes and printing, color selections should always be chosen from actual product samples. When installing, it's important to pull product from multiple boxes to insure proper color blending.

## STACKED STONE



Arizona

Chateau

Navajo

Rustic Gray

Tuscan

## ACCENTS & ACCESSORIES

Complete your project like a professional using our accent and accessory trim pieces. Easy to install and easy to make your own, our trim pieces make the difference to take your project from ordinary to extraordinary.



Address Block  
8" x 15.5"



Electrical Box  
5" x 6.5"




Electrical Box, 2 gang  
6.75" x 7"



Electrical Box, 3 gang  
6.5" x 8.5"



Keystone 1  
9" x 10" (5" at bottom)



Keystone 2 tiered  
15" x 16" (9" at bottom)



Switch Box  
5" x 6.5"



Water Table  
18" x 3" x 2.5"



Water Table  
24" x 3" x 2.5"



Water Faucet Outlet  
6" x 8"

## PRODUCT SPECIFICATIONS

<b>THICKNESS</b>	Stone thickness varies from ¾" to 2 ½" inches; average thickness is 1 ½" inches.
<b>WEIGHT</b>	Stone weights 8-10 pounds per sq ft.
<b>COLORS</b>	Iron oxide pigments added to the cement before casting provide a body color which runs throughout each stone. Accent colors may also be added to each stone by brushing a special mixture containing iron oxide colors to the molds before casting, producing a permanent "face color".
<b>DURABILITY</b>	Manufactured stone made with our manufacturing process has a compressive strength well in excess of 4000 psi.
<b>PACKAGING</b>	Stretchers-9 square feet per box, 90 lbs. per box 90° Corners-6 linear feet per box, 65 lbs. per box.
<b>TESTING DATA</b>	Our products meet or exceed Stone Veneer ASTM-C1670, <b>including Freeze Thaw.</b>

### HOW MUCH TO ORDER

1. Multiply each wall section's length by its height to get its surface area. Total this set of surface areas.
2. In the same way, find the surface areas of all doors, windows, or other openings. Total this second set of surface areas.
3. Subtract the set of surface areas found in step 2 from the total surface area found in step 1. This is the net surface area onto which your stone will be installed.
4. Measure the linear feet of outside corner areas to be covered. Don't forget doorways or windows that will have corners.
5. One linear foot of corners equals .5 square feet of flats. Therefore, divide the linear footage of corners by 2 and subtract this number from the total project square footage. This will give you the total stone veneer flats needed to complete your project.

*For best fitting purposes, extra flats are desirable.*

### HOW TO CLEAN

To clean dirt or other particles first try a simple soft bristle brush. If necessary, use a mild type of detergent mixed with water or a solution of (no more than) 1 part white vinegar to 6 parts water. Rinse with clean water to remove any cleaning solution that might remain on the surface. Never use wire brushes, acid cleaners, power washers, bleach, paint remover or any other type of concrete cleaner.

### INSTALLATION FAQS

You can expect to install 100 square feet per day, per person. This varies depending upon the stone type used and the installers ability.

Make sure all openings are properly flashed before applying stone. This will prevent water seepage from going under the application which will cause it to fail.

For more information on ordering information or product specifications, please reference our Stratford Stone page at [oberfields.com](http://oberfields.com).



## OBERFIELDS CONCRETE PAVER & RETAINING WALLS WARRANTY

OBERFIELDS offers a Limited Lifetime Warranty on our Stratford Stone™ products when installed according to manufacturer's instructions on structures conforming to local building codes.

Warranty coverage is limited to replacement or repair of defective materials only and does not cover labor to remove or replace materials. Warranty coverage is limited to the original purchaser. OBERFIELDS will not be liable for any damage or defects due to faulty or improper installation, willful abuse, misuse, or damage resulting from fire, lightning, or other Acts of God or any other cause beyond the manufacturer's control.

[oberfields.com](http://oberfields.com) | 800.845.7644





**SALES - CORPORATE OFFICE**

**Masonry, Landscape & Precast**

528 London Road  
P.O. Box 362  
Delaware, Ohio 43015-0362  
614-252-0955  
740-369-7644  
800-845-7644  
Fax 740-363-7644

**SALES & MANUFACTURING**

**Stone, Landscape & Precast**

1165 Alum Creek Drive  
Columbus, Ohio 43209  
614-252-0955  
Fax 614-252-5858

**Masonry & Landscape**

10075 Sheehan Road  
Centerville, OH 45458  
937-885-3711  
Fax 937-885-4355



LIMESTONE - Navajo