



OBERFIELDS
SALES - CORPORATE OFFICE

Masonry, Landscape & Precast

528 London Road
P.O. Box 362
Delaware, Ohio 43015-0362
614-252-0955
740-369-7644
800-845-7644
Fax 740-363-7644

**SALES AND
MANUFACTURING**

Landscape & Precast

1165 Alum Creek Drive
Columbus, Ohio 43209
614-252-0955
Fax 614-252-5858

Masonry & Landscape

10075 Sheehan Road
Centerville, OH 45458
937-885-3711
Fax 937-885-4355



oberfields.com  

WHAT OUTDOOR
LIVING SHOULD BE[®]

PAVERS / RETAINING WALLS / ACCESSORIES



INSPIRATION

Before & After 2-3

PAVERS

Monroe® Pavers 6-7

Washington® Pavers 8-9

Washington Circle® Pavers 10-11

Vintage Washington® Pavers 12-13

Vintage Belhaven® Pavers 14-15

Flint Ridge® Pavers 16-17

Vintage Flint Ridge® Pavers 18-19

Tranquility Pavers 20-21

Grand Milestone Pavers..... 22-23

Grand Lifestyle Pavers..... 24-25

Destination Pavers..... 26-27

Unity Pavers..... 28-29

Bullnose Pavers 30-31

Rosetta® Grand Flagstone 32-33

Rosetta® Dimensional Flagstone 34-35

Banas Stones® 36-37

Banas Stones® Accessories..... 38-39

Travertine 40-41

Travertine Accessories..... 42-43

Ironwood Porcelain Pavers..... 44-45

Quarcity Porcelain Pavers..... 46-47

Silex Porcelain Pavers..... 48-49

ECO PAVERS

Turfstone®, Renewable Pavers and
H2O Pro Pavers 52-53

RETAINING WALLS

Rosetta Belvedere® Wall* 56-57

Rosetta® Dimensional Wall* 58-59

Rosetta® Kodah Wall 60-61

Rosetta® Dimensional Coping 62-63

Rosetta Outcropping® Wall..... 64-65

Olentangy Bluff Tread..... 66-67

Rosetta® Steps..... 68-69

Edington Wall Stone..... 70-71

Non-Weathered Versa-Lok® Walls 72-73

Non-Weathered Versa-Lok® Mosaic® Walls 74-75

Weathered Versa-Lok® Mosaic® Walls 76-77

Versa-Lok® Square Foot Wall 78-79

Omega Retaining Wall System..... 80-81

Garden Stack® Wall 82-83

GENERAL INFORMATION

Kits 84-86

FireRock® Fireplaces / Stratford Stone® 87

Rockface Column Caps 88

Fire Pits..... 89

Sealers, Cleaners & Adhesives 90-91

Berlin Gardens® Structures & Furniture 92-93

Paver Patterns 94-95

Special Order Colors 96-97

Packaging Reference Guide 98-103

Warranty 104-105

CONTENTS



Tranquility Haven (Sealed)

BEFORE & AFTER




BEFORE



BEFORE



BEFORE



Flagstone Blend



BEFORE



BEFORE



BEFORE



DesignPAVE®

MONROE®

WASHINGTON®

WASHINGTON CIRCLE®

VINTAGE WASHINGTON®

VINTAGE BELHAVEN®

FLINT RIDGE®

VINTAGE FLINT RIDGE®

TRANQUILITY

GRAND MILESTONE

GRAND LIFESTYLE

DESTINATION

UNITY

BULLNOSE PAVERS

ROSETTA® GRAND FLAGSTONE

ROSETTA® DIMENSIONAL FLAGSTONE

BANAS STONES® SANDSTONE

BANAS ACCESSORIES

TRAVERTINE

TRAVERTINE ACCESSORIES

IRONWOOD PORCELAIN

QUARCITY PORCELAIN

SILEX PORCELAIN

LASTING
MEMORIES
HAPPEN HERE



MONROE®

The straight lines created by our Monroe® pavers are ideal for the homeowner that prefers the look of traditional brick. Utilization of various colors and a variety of patterns, provides the freedom to choose a design ranging from simple to complex.




PRODUCT SPECS




a) Monroe® - 4" x 8"

All stocked Monroe® pavers are 2³/₈" thick
Monroe Pavers also available 3¹/₈" thick, special order only


COLORS



Canyon Creek Blend



Earth Blend



Flagstone Blend

BANDING AND ACCENTS



Brown




Charcoal



WASHINGTON®

Classic cobblestone patterns with squares and rectangles, create the European charm that make our Washington® pavers among the most popular landscape enhancements.



PRODUCT SPECS



a



b




c

- a) **Washington® 10** - 4¹/₈" x 5¹/₂"
- b) **Washington® 14** - 5¹/₂" x 5¹/₂"
- c) **Washington® 21** - 5¹/₂" x 8¹/₄"

All stocked Washington® Pavers are 2³/₈" thick
Washington® 14 & 21 Pavers also available 3¹/₈" thick,
special order only


COLORS



Canyon Creek Blend



Earth Blend




Flagstone Blend




Granite Blend

BANDING AND ACCENTS



Charcoal (10s, 14s, 21s)



Desert Sand (10s & 21s only)



WASHINGTON[®] CIRCLE

Incorporate a cobblestone circle to help define a space or add visual interest. The Washington[®] Circle system compliments our Washington[®] pavers for unlimited creativity.



PRODUCT SPECS



a



b

a) **Washington[®] Circle System** -
Circle center, small circle paver, large circle paver

b) **Washington[®] 10** - 4¹/₈" x 5¹/₂"

All Washington[®] Circle Pavers are 2³/₈" thick

COLORS



Canyon Creek Blend



Earth Blend



Flagstone Blend



Granite Blend




VINTAGE WASHINGTON®

Like your favorite broken in jeans, our Vintage Washington pavers capture a time-worn appearance. This collection of tumbled pavers are a spin-off of our most popular paver, our Washington's, reflecting a more muted color palette with tumbled corners to create a more rustic, weathered look.



PRODUCT SPECS



- a) **Vintage Washington® 10** - 4 1/8" x 5 1/2"
- b) **Vintage Washington® 14** - 5 1/2" x 5 1/2"
- c) **Vintage Washington® 21** - 5 1/2" x 8 1/4"

All stocked Vintage Washington® Pavers are 2 3/8" thick
Vintage Washington® 14 & 21 Pavers also available 3 1/8" thick, special order only

d) **Vintage Washington® Circle** - Circle center, small circle paver, large circle paver, Washington 10's

e) **Vintage Washington® 10** - 4 1/8" x 5 1/2"

COLORS



Vintage Canyon Creek Blend



Vintage Earth Blend



Vintage Flagstone Blend

BANDING AND ACCENTS



Vintage Charcoal
(10's and 21's only)



Vintage Desert Sand Blend
(10's and 21's only)


Vintage Flagstone Blend

Due to variations in printing, color selections should always be chosen from actual product samples. Textured pavers require a buffer between the plate compactor and paver surface to prevent scuffing.




VINTAGE BELHAVEN®

Vintage Belhaven® pavers are perfect for the discerning homeowner that values the rustic, weathered appearance of cobblestones with the versatility of various sizes and textures. Vintage Belhaven® Pavers are a collection of seven various size pavers that have a weathered surface enhanced by slightly chiseled edges. Its many modular sizes make it easy to create unique and interesting patterns for any application.



PRODUCT SPECS



- a) **Vintage Belhaven® Small Square** - 5½" x 5½"
- b) **Vintage Belhaven® Large Square** - 11" x 11"
- c) **Vintage Belhaven® Small Rectangle** - 5½" x 2¾"
- d) **Vintage Belhaven® Standard Rectangle** - 8¼" x 5½"
- e) **Vintage Belhaven® Large Rectangle** - 11" x 8¼"
- f) **Vintage Belhaven® Jumbo Rectangle** - 16½" x 11"
- g) **Vintage Belhaven® Circle System** - *Special Order Only*
Circle Center, Small Circle Paver, Large Circle Paver and Rectangle Circle Paver.

All Belhaven® pavers are 2¾" thick.

COLORS



Vintage Canyon Creek Blend



Vintage Earth Blend



Vintage Flagstone Blend

BANDING AND ACCENTS



Flat Top Charcoal
(Standard Rectangle Only)




Vintage Flat Top Charcoal
(Standard Rectangle only)




FLINT RIDGE®

Flint Ridge® pavers incorporate random shapes and varying slate top textures to give added dimension. Available in three nature-inspired shades, Flint Ridge® combines the character of natural stone with the proven durability of concrete.



PRODUCT SPECS



- a) **Flint Ridge® Small Square** - 5½" x 5½"
- b) **Flint Ridge® Large Square** - 11" x 11"
- c) **Flint Ridge® Standard Rectangle** - 8¼" x 5½"
- d) **Flint Ridge® Large Rectangle** - 11" x 8¼"
- e) **Flint Ridge® Jumbo Rectangle** - 16½" x 11"

All Flint Ridge® pavers are 2¾" thick

COLORS



Canyon Creek Blend

Earth Blend

Flagstone Blend

BANDING AND ACCENTS



Flat Top Charcoal
(Standard Rectangle Only)

Vintage Flat Top Charcoal
(Standard Rectangle only)




VINTAGE FLINT RIDGE®

Vintage Flint Ridge® pavers offer the same slate-top textures in various sizes as the Flint Ridge®, but with tumbled corners, for a more weathered appearance. Colors appear more muted and compliment our other weathered products.



DesignPAVE®

PRODUCT SPECS



- a) **Vintage Flint Ridge® Small Square** - 5 1/2" x 5 1/2"
- b) **Vintage Flint Ridge® Large Square** - 11" x 11"
- c) **Vintage Flint Ridge® Standard Rectangle** - 8 1/4" x 5 1/2"
- d) **Vintage Flint Ridge® Large Rectangle** - 11" x 8 1/4"
- e) **Vintage Flint Ridge® Jumbo Rectangle** - 16 1/2" x 11"

All Flint Ridge® pavers are 2 3/4" thick

COLORS



Vintage Canyon Creek Blend Vintage Earth Blend Vintage Flagstone Blend

BANDING AND ACCENTS




Flat Top Charcoal (Standard Rectangle Only) Vintage Flat Top Charcoal (Standard Rectangle only)

Due to variations in printing, color selections should always be chosen from actual product samples. Textured pavers require a buffer between the plate compactor and paver surface to prevent scuffing.



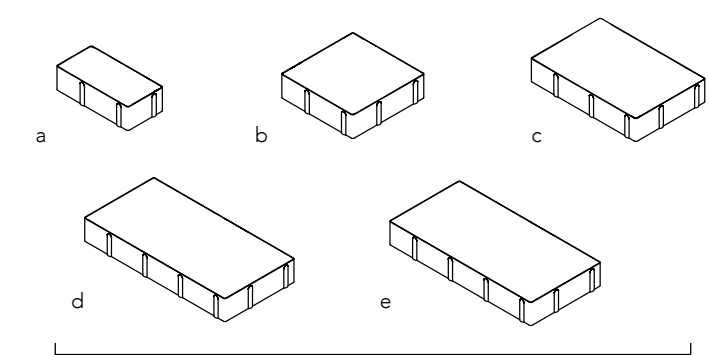
TRANQUILITY

Tranquility pavers evoke crisp, clean lines that are reminiscent of cut Mosaic tile. Their subtly textured face-mix appearance and non-slip surface lends a contemporary feel.



DesignPAVE®

PRODUCT SPECS



- a) **Tranquility A** - 9¹/₄" x 4⁵/₈"
- b) **Tranquility B** - 9¹/₄" x 9¹/₄"
- c) **Tranquility C** - 14" x 9³/₄"
- d) **Tranquility D** - 14" x 14"
- e) **Tranquility E** - 18¹/₄" x 9³/₄"

All Tranquility pavers are 2³/₄" thick


All Tranquility pavers sold by layer or cube, not by piece.

Packaged Together

COLORS




Calm



Haven



Oasis



Serenity




Timeless

Due to variations in printing, color selections should always be chosen from actual product samples. Textured pavers require a buffer between the plate compactor and paver surface to prevent scuffing.

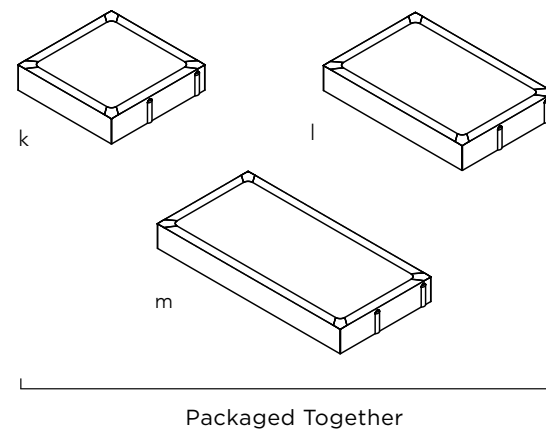


GRAND MILESTONE

Long linear pavers almost appear as planks with our Grand Milestone™ collection. This face-mix paver offers stunning color blends and high durability.




PRODUCT SPECS




- k) **Grand Milestone K** - 11⁵/₈" x 11⁵/₈"
 - l) **Grand Milestone L** - 11⁵/₈" x 17¹/₂"
 - m) **Grand Milestone M** - 11⁵/₈" x 23¹/₂"
- All Grand Milestone pavers are 2³/₄" thick
 All Grand Milestone pavers sold by layer or cube, not by piece.


COLORS




Calm



Haven



Oasis



Serenity




Timeless

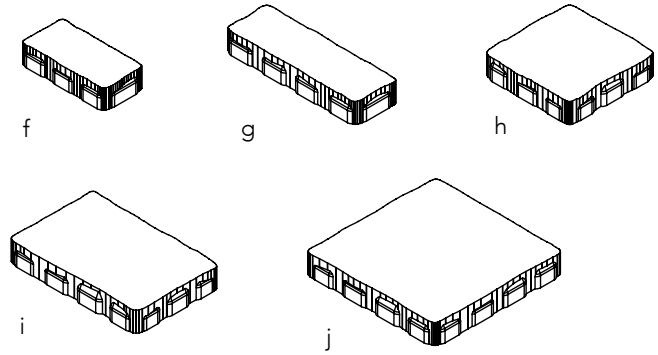


GRAND LIFESTYLE

This larger scaled paver is a five-piece system with random sizes and tumbled edges.



PRODUCT SPECS



- f) **Grand Lifestyle F** - 5¹⁵/₁₆" x 11¹⁵/₁₆"
- g) **Grand Lifestyle G** - 5¹⁵/₁₆" x 17¹⁵/₁₆"
- h) **Grand Lifestyle H** - 11¹⁵/₁₆" x 11¹⁵/₁₆"
- i) **Grand Lifestyle I** - 11¹⁵/₁₆" x 17¹⁵/₁₆"
- j) **Grand Lifestyle J** - 17¹⁵/₁₆" x 17¹⁵/₁₆"

All Grand Lifestyle pavers are 2³/₄" thick
 All Grand Lifestyle pavers sold by layer or cube, not by piece.

Packaged Together

COLORS



Haven Oasis Serenity Timeless

Oasis (sealed)

Due to variations in printing, color selections should always be chosen from actual product samples. Textured pavers require a buffer between the plate compactor and paver surface to prevent scuffing.



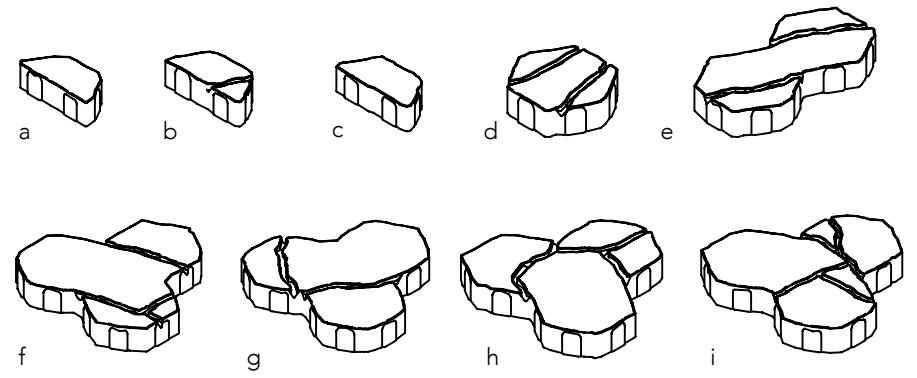
DESTINATION

The flagstone aesthetics of Destination® face-mix pavers impart rustic charm and natural beauty to any project. With their carefully crafted proportions and dimensions, Destination Pavers afford unlimited design freedom so you aren't restricted to follow a set installation pattern.



DesignPAVE®

PRODUCT SPECS



- a) **Destination A** - 3 1/8" H (D & L Vary)
- b) **Destination B** - 3 1/8" H (D & L Vary)
- c) **Destination C** - 3 1/8" H (D & L Vary)
- d) **Destination D** - 3 1/8" H (D & L Vary)
- e) **Destination E** - 3 1/8" H (D & L Vary)
- f) **Destination F** - 3 1/8" H (D & L Vary)
- g) **Destination G** - 3 1/8" H (D & L Vary)
- h) **Destination H** - 3 1/8" H (D & L Vary)
- i) **Destination I** - 3 1/8" H (D & L Vary)

All Destination pavers are 3 1/8" thick
All Destination pavers sold by layer or cube, not by piece.

Packaged Together

COLORS




Haven Oasis Serenity Timeless

Due to variations in printing, color selections should always be chosen from actual product samples. Textured pavers require a buffer between the plate compactor and paver surface to prevent scuffing.

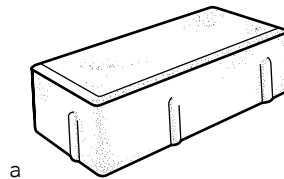


UNITY

The “jack of all trades” the face-mix Unity® paver can be installed alone for a classic, tailored look or used as accents or edging stones. Manufactured in a herringbone pattern to accommodate mechanical equipment for efficient machine laid applications.



PRODUCT SPECS



a

a) **Unity Paver** - 4" x 8"
All Unity pavers are 2³/₄" thick

Stocked in Smooth & Rough Textures

Other textures available as special order are:
Hammered and Tumbled

COLORS



Homecoming Rough



Reflection Rough



Vision Rough



Homecoming Smooth



Reflection Smooth




Vision Smooth

Due to variations in printing, color selections should always be chosen from actual product samples. Textured pavers require a buffer between the plate compactor and paver surface to prevent scuffing.



BULLNOSE PAVERS

Bullnose Pavers give added dimension to any wall, step or patio application when an overhang is desired. The bullnose edge provides a smooth rounded edge that creates a slight shadow line that is the finishing detail in many applications. Bullnose Pavers are available in Single or Double Bullnose, Non-Tumbled or Vintage and are ideal for pool applications, outdoor kitchen bar areas, and wall applications.



PRODUCT SPECS



a



b



c



d

- a) **Single Bullnose** - 6" X 12"
- b) **Vintage Single Bullnose** - 6" X 12"
- c) **Double Bullnose** - 6" X 12"
- d) **Vintage Double Bullnose** - 6" X 12"

All Bullnose pavers are 2 3/4" thick

COLORS



Canyon Creek Blend



Charcoal



Dark Chocolate



Desert Sand Blend



Earth Blend




Flagstone Blend



ROSETTA® GRAND FLAGSTONE

Large natural flagstones have been a highly sought-after material for patios and walkways for generations. Rosetta® Grand Flagstone maintains the attractive texture and scale of large natural flagstone, but compared to natural flagstone, can be laid in an easy-to-install pattern. Additionally, the unit thicknesses are consistent, making for a comfortable, quality finished installation.




DesignPAVE®

PRODUCT SPECS

Rosetta® Grand Flagstone*

Dimensions - All Grand Flagstone are 1 3/4" thick



All Grand Flagstone sold by layer or cube, not by piece.

COLORS



Cuyahoga Blend



Scioto Blend



ROSETTA® DIMENSIONAL FLAGSTONE

Rosetta® Dimensional Flagstone mimics an authentic, slate texture using six unique shapes and various stone textures. It's the perfect choice for walkways and elegant patios that require consistent dimensions and a more formal, sophisticated look.




DesignPAVE®

PRODUCT SPECS

- a) Rosetta Dimensional Flagstone* - 6" x 12"
- b) Rosetta Dimensional Flagstone* - 12" x 12"
- c) Rosetta Dimensional Flagstone* - 12" x 18"
- d) Rosetta Dimensional Flagstone* - 18" x 18"
- e) Rosetta Dimensional Flagstone* - 18" x 24"
- f) Rosetta Dimensional Flagstone* - 24" x 24"

All Dimensional Flagstone are 2" thick
All Dimensional Flagstone sold by layer or cube, not by piece



COLORS



Bluestone Blend

Cuyahoga Blend

Scioto Blend

Due to variations in printing, color selections should always be chosen from actual product samples. Textured pavers require a buffer between the plate compactor and paver surface to prevent scuffing. * Not available in PA & MI.




BANAS STONES®

Add a sense of class with authentic sandstone products. Best suited for the most exquisite designs where a random and square cut appearance is desired. Add a clean limestone border that is generally smooth in appearance with occasional raven patches to help complete the design.




PRODUCT SPECS



- a) Banas Stone Sandstone - 11.81" x 23.62"
- b) Banas Stone Sandstone - 17.72" x 23.62"
- c) Banas Stone Sandstone - 23.62" x 23.62"
- d) Banas Stone Sandstone - 23.62" x 35.43"
- e) Banas Stone Limestone - 11.81" x 23.62"

Banas Stone pavers are 1" thick

SANDSTONE COLORS



Bronte


Flint

Fossil

LIMESTONE COLORS



Kota Black



Silver Grey



Slate Grey

Slate Grey

BANAS STONES[®] ACCESSORIES

Complete your sandstone paver project with accessories that add that final touch. Pool and wall copings, steps, curbs, pier caps, jumbo slabs, and circles are all available to complete your natural stone project.



Banas Pier Cap

DesignPAVE[®]



Banas Jumbo Slab



Banas Curbing



Banas Slab



Banas Steps



Banas Wall Stone

Banas Stones Accessories are special order only



TRAVERTINE

Our select-cut travertine offers an upscale appearance that instantly welcomes and defines your space. These multi-shape tiles give you a random pattern that adds visual interest. Border with a contrasting travertine or tumbled paver to add additional dimension to the space. Select-cut travertine is perfect for climates that experience freeze-thaw cycles.



PRODUCT SPECS



- a) **Travertine Small Square** - 8" x 8"
- b) **Travertine Small Rectangle** - 8" x 16"
- c) **Travertine Large Square** - 16" x 16"
- d) **Travertine Large Rectangle** - 16" x 24"
- e) **Travertine Bullnose** - 12" x 24"

Travertine pavers are 1 1/4" thick
Bullnose units are special order

COLORS



Classic Ivory



Noche



Tuscany




Walnut



Travertine Fireplace Kit

TRAVERTINE ACCESSORIES


Complete your travertine project with these corresponding travertine accessories. Travertine Split Face Veneer Stone, Copings, Fireplace and Waterfall Kits. All travertine accessories are special order items.



Travertine Split Face Veneer Stone and Coping



Travertine Split Face Veneer Stone and Coping



Travertine Accessories are special order only

Travertine Waterfall Kit




Travertine Step with Bullnose Coping



IRONWOOD PORCELAIN


Wood-grain tiles give a clean, modern appearance to your outdoor space. Changing the direction of wood grain creates a basket weave appearance adding visual interest.



PRODUCT SPECS



a



b


a) **Ironwood Rectangle** - 9" x 36"

b) **Ironwood Large Square** - 24" x 24"


Ironwood pavers are 20mm thick

A 4mm or 5mm joint is required for outdoor porcelain applications


COLORS




Abeto



Ébano



Fresno



Olivo




QUARCITY PORCELAIN

Create movement and texture with Quarcity tiles. Their subtle surface texture and color richness add a depth of natural appeal.



DesignPAVE®

PRODUCT SPECS




a

a) **Quarcity Large Square** - 24" x 24"


Quarcity pavers are 20mm thick

A 4mm or 5mm joint is required for outdoor porcelain applications

COLORS



Beige



Grafito



Gris




Midnight




SILEX PORCELAIN

Marbled in appearance, the Silex tiles are a smooth, clean tile that has a warm inviting appeal.



PRODUCT SPECS



a

a) **Silex Large Square** - 24" x 24"

Silex pavers are 20mm thick

A 4mm or 5mm joint is required for outdoor porcelain applications

COLORS



Gris



Tabaco



ECO PAVERS

TURFSTONE®

RENEWABLE PAVERS

H₂O PRO PAVERS

LET'S GO
GREEN



TURFSTONE®, RENEWABLE PAVERS, & H2O PRO PAVERS

Being green is easy with our line of eco-friendly permeable pavers. All our permeable pavers feature large joints that allow for excellent water drainage.



TURFSTONE®



a

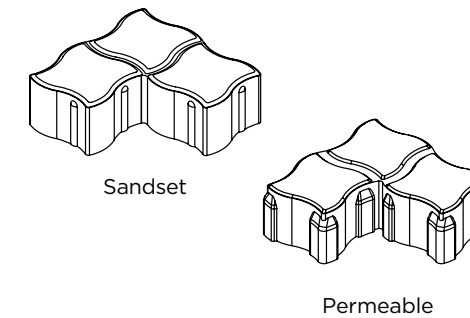
a) Turfstone® Permeable Paver - 15⁵/₈" x 23⁵/₈" x 3¹/₈"

RENEWABLE PAVERS



a

a) Renewable Paver - 8⁵/₈" x 8⁵/₈" x 3¹/₈"

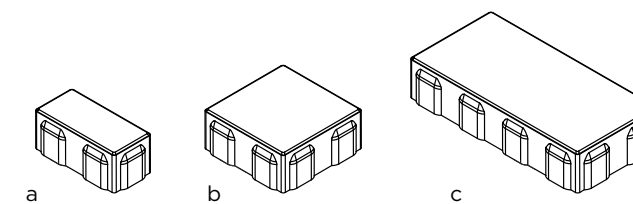


H2O PRO PAVERS



a

a) H2O Pro-A - 4" x 8" x 3¹/₈"
b) H2O Pro-B - 8" x 8" x 3¹/₈"
c) H2O Pro-C - 8" x 16" x 3¹/₈"





RETAINING WALLS

ROSETTA® BELVEDERE WALL

ROSETTA® DIMENSIONAL WALL

ROSETTA® KODAH WALL

ROSETTA® DIMENSIONAL COPING

ROSETTA® OUTCROPPING

OLENTANGY BLUFF TREAD

ROSETTA® STEPS

EDINGTON WALL STONE®

NON-WEATHERED VERSA-LOK®

NON-WEATHERED VERSA-LOK® MOSAIC®

WEATHERED VERSA-LOK® MOSAIC®

VERSA-LOK® SQUARE FOOT

OMEGA RETAINING WALL SYSTEM™

GARDEN-STACK™



ROSETTA® BELVEDERE

Enhance your landscape with the look of natural stone without the waste or expense. Belvedere incorporates the classic look of stone with a natural texture on both its front and back, making it a perfect choice for freestanding walls or columns. Belvedere is a dimensional system that mimics the Rosetta® Outcropping Collection but scaled proportionately for a residential application.



RETAINING WALLS

PRODUCT SPECS



Rosetta® Belvedere® Wall, Corner and Coping -

Wall blocks come in different sizes to create a double sided wall

Rosetta® Belvedere also available in corners and copings.

BELVEDERE FIREPIT

The Belvedere Fire Pit creates a rustic sophistication all its own. The Belvedere Fire Pit has an outside diameter of five feet and a height of fourteen inches. The proportions of the fire pit creates a perfect focal point for any occasion—from intimate gatherings to larger events. The Belvedere Fire Pit blends seamlessly with the entire collection of attractive Rosetta® paver and wall lines.



Rosetta® Belvedere Firepit Pallet -

Each pallet contains all of the 3" and 6" tall pieces and the coping needed to create the fire pit shown above. Outside dimension 60". Fire pit includes black steel ring.

COLORS



Cuyahoga Blend



Mahoning Blend



Scioto Blend

Cuyahoga Blend



ROSETTA® DIMENSIONAL WALL

The hand-dressed, chiseled texture of Dimensional Wall will truly give your landscape an understated elegance. Garden walls, freestanding walls, columns, and edging are just a few of the many possibilities. Discerning homeowners and design experts are attracted to the formal, yet natural appearance of Dimensional Wall.



PRODUCT SPECS



a

a) Dimensional Wall Straight Block* - 12" x 8" x 4"



b

b) Dimensional Wall Wedge Block* - 12" x 8" x 4"

COLORS



Cuyahoga Blend



Mahoning Blend



Scioto Blend




ROSETTA[®] KODAH WALL

The Rosetta[®] Kodah Wall is the perfect mix of rustic and modern. The Wall boasts large scale wall units with linear proportions. Its freshly quarried stone texture compliments a variety of applications.



PRODUCT SPECS



COLORS



Cuyahoga Blend


Mahoning Blend

Scioto Blend



ROSETTA[®] DIMENSIONAL COPING

Finish off your wall system with a chiseled, natural stone textured coping. Rosetta[®] Dimensional Coping complements all wall systems and adds the finishing touch to your natural-looking wall.



PRODUCT SPECS



a

a) **Standard Coping** - 18" x 12.5" x 2.5"



b

b) **Finished End Coping** - 19" x 12.5" x 2.5"



c

c) **Long Coping** - 24" x 12.5" x 2.5"

Packaged Together

COLORS



Cuyahoga Blend



Mahoning Blend



Scioto Blend



ROSETTA® OUTCROPPING

Unlock the beauty and nuance of nature itself in your outdoor setting with The Rosetta® Outcropping Wall Collection. Incorporate the classic look of weather-hewn stone and steps in a variety of natural sculpted faces, ranging from 2' to 6' long and 6" to 24" tall in 6" increments. Each piece is made of architectural-grade, precast concrete of the finest quality, the integrity of which will not be compromised by weather's unpredictable elements.



PRODUCT SPECS



a

- a) **Rosetta® Outcropping Wall Stone*** - 12" H x 42" L - 600 lbs.
(unit shown is one of a 12 piece modular system)
- b) **Rosetta® Outcropping Wall Stone*** - 12" H x 54" L - 1012 lbs.
(unit shown is one of a 12 piece modular system)



b

- Rosetta® Outcropping Wall Stone Corner 6"*** - 6" H x 39" L x 27" D - 440 lbs.
- Rosetta® Outcropping Wall Stone Corner 12"*** - 12" H x 48" L x 30" D - 880 lbs.

COLORS



Cuyahoga Blend




Scioto Blend




OLENTANGY BLUFF TREAD

Combine the character of natural stone with the proven durability of concrete. Our Olentangy Bluff Tread features a smooth-top and random face texture to ensure a natural and unique appearance.



PRODUCT SPECS



- a) **Olentangy Bluff Tread™** -
36" L x 16" D x 6" H (280 lbs.)
- b) **Olentangy Bluff Tread™** -
48" L x 16" D x 6" H (381 lbs.)
- c) **Olentangy Bluff Tread™** -
60" L x 16" D x 6" H (487 lbs.)
- d) **Olentangy Bluff Tread™** -
72" L x 16" D x 6" H (560 lbs.)

COLORS



Cuyahoga Blend



Hidden Pines Blend



Mahoning Blend



Scioto Blend



ROSETTA® STEPS

The Rosetta® Step Collection gives you the rugged attractiveness of natural stone but combines it with the safety and comfort of a uniform rise. Rosetta's® Irregular Step is perfect for free-flowing, natural staircases, while Rosetta's® Dimensional Step is ideal for more formal, sophisticated settings. Either product takes your landscape to new heights of beauty and comfort.



PRODUCT SPECS



a) Rosetta® Irregular Steps*

- All irregular steps have 7" rise
- 42" L x 17" D x 7" H (349 lbs.)
- 42" L x 26" D x 7" H (476 lbs.)
- 54" L x 22" D x 7" H (458 lbs.)
- 48" L x 24" D x 7" H (512 lbs.)
- 48" L x 28" D x 7" H (567 lbs.)
- 60" L x 24" D x 7" H (600 lbs.)

b) Rosetta® Dimensional Steps*

- All dimensional steps have 7" rise
- 36" L x 18" D x 7" H (375 lbs.)
- 48" L x 18" D x 7" H (455 lbs.)
- 72" L x 30" D x 7" H (1320 lbs.)

Packaged Together

COLORS



Cuyahoga Blend



Hidden Pines Blend



Mahoning Blend




Scioto Blend

Due to variations in printing, color selections should always be chosen from actual product samples.
* Not available in PA & MI.



EDINGTON WALL STONE®

Perfect for the homeowner doing a small decorative wall, or a party-friendly seat wall, our Edington Wall Stone® is an attractive and practical improvement upon nature's finest. It's the look of natural stone with the resilience and durability of our concrete manufacturing process. Edington Wall Stone® requires no mortar and can be used in curved or straight walls, planters, columns and as steps.



PRODUCT SPECS



a



b

a) Edington Wall Stone® - 12" x 8" x 4"

b) Edington Wall Stone® Wedge - 12" x 8" x 4"

COLORS



Canyon Creek Blend



Earth Blend



Flagstone Blend



Quarrystone Blend

BANDING AND ACCENTS



Charcoal

EDINGTON® FIRE PIT KIT

Build a fire pit in no time with our Edington® Fire Pit Kit. This kit has an outside diameter of 48" and a height of 12". Kit includes a steel metal ring. Optional precast caps are available for a different look at an additional cost. Great for small fires, roasting marshmallows and hot dogs.



Outside dimension 48"




NON-WEATHERED VERSA-LOK®

When looking for a retaining wall unit that is engineered to retain heavy loads, Versa-Lok's® solid unit durability is the perfect fit. Versa-Lok® is the only solid, true top to bottom pinned system on the market. It's durable, design friendly, and virtually maintenance free attributes handle the harshest conditions.



PRODUCT SPECS



- a) **Versa-Lok®** - 16" (face) x 14" (rear) x 12" D x 6" H
- b) **Smooth Top Versa-Lok®** - 16" (face) x 14" (rear) x 12" D x 6" H
- c) **Rectangular Cap** - 16" (face) x 11⁵/₈" D x 3⁵/₈" H
- d) **Bullnose Cap** - 16" (face) x 11⁵/₈" D x 3⁵/₈" H
- e) **Solid Corner** - 7⁷/₈" (face) x 12" D x 6" H
- f) **Full Return Corner** - 16" (face) x 7⁷/₈" D x 6" H

COLORS



Antique Blend

Canyon Creek Blend

Charcoal



Chestnut Blend

Desert Sand Blend

Earth Blend



Flagstone Blend

Granite Blend

Gray Blend




NON-WEATHERED VERSA-LOK® MOSAIC

Four different segmental retaining wall options: Standard, Accent, Cobble and Mosaic®. Our Non-Weathered Versa-Lok® Mosaic® Retaining walls can create everything from small, four-foot backyard walls to 40-foot serpentine walls. Use the three sizes together to form the Mosaic® System or separate for three unique walls.



PRODUCT SPECS



- a) **Versa-Lok® Non-Weathered Standard** - 16" (face) x 14" (rear) x 12" D x 6" H
- b) **Versa-Lok® Non-Weathered Cobble** - 8" (face) x 12" D x 6" H
- c) **Versa-Lok® Non-Weathered Accent** - 12" (face) x 12" D x 4" H
- d) **Rectangular Cap** - 16" (face) x 11⁵/₈" D x 3⁵/₈" H
- e) **Bullnose Cap** - 16" (face) x 11⁵/₈" D x 3⁵/₈" H
- f) **Solid Corner** - 7⁷/₈" (face) x 12" D x 6" H
- g) **Full Return Corner** - 16" (face) x 7⁷/₈" D x 6" H

COLORS



Canyon Creek Blend



Earth Blend



Flagstone Blend

Flagstone Blend




WEATHERED VERSA-LOK® MOSAIC

Recreate the intimate setting of a quaint European countryside right in your own backyard using Weathered Versa-Lok® Mosaic® Retaining Walls. Marvel at the age-old craftsmanship each and every random-patterned Mosaic® wall exudes. Three unique Versa-Lok® units-Standard, Cobble, and Accent-combine to form a Mosaic® wall that's redolent of another age.



PRODUCT SPECS



- a) **Versa-Lok® Weathered Standard** - 16" (face) x 14" (rear) x 12" D x 6" H
- b) **Weathered Cobble** - 8" (face) x 12" D x 6" H
- c) **Weathered Accent** - 12" (face) x 12" D x 4" H
- d) **Rectangular Cap** - 16" (face) x 11⁵/₈" D x 3⁵/₈" H
- e) **Bullnose Cap** - 16" (face) x 11⁵/₈" D x 3⁵/₈" H
- f) **Solid Corner Unit** - 7⁷/₈" (face) x 12" D x 6" H
- g) **Full Return Corner** - 16" (face) x 7⁷/₈" D x 6" H

COLORS



Canyon Creek Blend



Earth Blend



Flagstone Blend

Due to variations in printing, color selections should always be chosen from actual product samples.




VERSA-LOK[®] SQUARE FOOT

Square Foot is a premium cored unit that covers a full square foot of wall face economically, making it a low-cost alternative for some commercial applications. Its trapezoidal shape and top-pinning system allow for variable bond construction, accurate alignment, tighter vertical joints and easy installation. Square Foot's unique design enables a near-vertical setback, and its thick face affords greater durability than other cored systems.



PRODUCT SPECS

- a) **Versa-Lok[®] Square Foot** - 18" (face) x 14" (rear) x 12" D x 8" H
- b) **Square Foot Corner** - 18" (face) x 9" D x 8" H
- c) **18" Retaining Wall Cap** - 18" (face) x 11 5/8" D x 3 5/8" H



COLORS



Desert Sand Blend




Gray Blend



OMEGA RETAINING WALL SYSTEM™

Value your time and money with the Omega Retaining Wall System™. Using gravel-filled cores, these 8" tall units save you both material and labor costs by installing quickly and efficiently. And when engineered to include reinforcement, the Omega Retaining Wall System™ can be designed for applications of varying heights.



PRODUCT SPECS



a



b



c

- a) **Omega Wall Straight-Face Unit**
Dimensions: 8" H x 18" W x 12" D
- b) **Square Foot Corner**
Dimensions: 18" (face) x 9" D x 8" H
- c) **18" Retaining Wall Cap**
Dimensions: 18" (face) x 11 $\frac{5}{8}$ " D x 3 $\frac{3}{8}$ " H

Special Order Only

COLORS



Canyon Creek Blend



Earth Blend



Flagstone Blend



Gray Blend



GARDEN-STACK™ WALL

Garden-Stack™ wall units provide the easiest and most economical way to improve the look of any landscape. Perfect for small retaining walls, terraces, tree rings and planters, you will be pleased with the positive improvements even a small wall can make in your landscape design.



PRODUCT SPECS



a

a) **Garden-Stack™ Wall** -
12" (face) x 9" (rear) x 9" D x 4" H

GARDEN-STACK WALL COLORS



Antique Blend



Earth Blend



Flagstone Blend

Custom Color

KITS



EDINGTON® FIREPLACE KIT



COLOR OPTION 1



Canyon Creek Blend Edingtons



Canyon Creek Blend Vintage Washingtons




Cuyahoga Blend Mantle

COLOR OPTION 2



Earth Blend Edingtons



Earth Blend Vintage Washingtons




Cuyahoga Blend Mantle

COLOR OPTION 3



Flagstone Blend Edingtons



Flagstone Blend Vintage Washingtons



Scioto Blend Mantle

OVERALL DIMENSIONS

98" H x 60" W x 52" D

BELVEDERE FIRE PIT KIT



The Belvedere Fire Pit creates a rustic sophistication all its own. The Belvedere Fire Pit has a diameter of approximately five feet and a height of fourteen inches, the proportions of the fire pit creates a perfect focal point for any occasion—from intimate gathers to larger events. The Belvedere Fire Pit blends seamlessly with the entire collection of attractive Rosetta® paver and wall lines. Kit includes steel metal ring.

BELVEDERE COLORS



Cuyahoga Blend



Mahoning Blend



Scioto Blend

EDINGTON® GRILL KIT

Ideal for advanced installers that would like to create a professional outdoor grilling station. Constructed from our popular Edington Wall Stone units, this kit allows you to drop in the included grill, for a clean and professional grill station. The kit is large enough to both cook at or entertain guests at.



OVERALL DIMENSIONS

38" H x 102" W x 32" D

EDINGTON® FIRE PIT KIT

Build a fire pit in no time with our Edington Fire Pit Kit. Place base units on 4-6" of prepared compacted base and adhere units as you construct. Great for small fires, roasting marshmallows and hot dogs.



OVERALL DIMENSIONS
12" H x 48" Dia.

KIT COMPONENTS

- 1 Three-Burner Built-In Grill
- 1 Case of Paver Bond
- Grill Doors
- 1 Steel Lintel 40"
- 190 Edington Wall Stone Units
- 1 Precast Counter Top

EDINGTON COLORS



Canyon Creek Blend



Earth Blend



Flagstone Blend



Quarrystone Blend

KIT COMPONENTS

- 39 Edington Wall Stone Wedge Units
- 3 - 10 oz. Tubes of Paver Bond
- Steel Ring
- Optional Grill Grate
- Optional Precast Rockface Caps

PRECAST ROCKFACE CAP COLORS



Cuyahoga Blend

EDINGTON COLORS



Canyon Creek Blend



Earth Blend



Mahoning Blend



Flagstone Blend



Quarrystone Blend



Scioto Blend

KITS

EDINGTON PUB TABLE KIT

Add additional entertaining space with our Pub Table Kit. The large table top allows plenty of room to enjoy drinks or a snack. The bottom foot rest is great for propping up your feet. We've chosen to stock six of our Edington Wall Stone colors to complement your outdoor living space!



KIT COMPONENTS

- 36 Edington Wall Stone pieces - stocked kit colors below
- 1-42" Table Top with 2" hole
- 1-28" Foot Rest with 2" hole
 - Both pieces 3" thick
 - The 2" hole fits standard umbrella (not incl.)
- 2-10 oz. Tubes of Paver Bond
- Optional 42" Round Table Top with 2" hole (non stock)


EDINGTON COLORS



Canyon Creek Blend



Earth Blend



Flagstone Blend



Quarrystone Blend

PRECAST TABLE TOP COLORS



Cuyahoga Blend



Scioto Blend



Mahoning Blend

EDINGTON® WATER FEATURE KIT

Add the calming sound of water to your outdoor space by using the Edington Water Feature Kit. Flanked by two planter columns, the water feature is constructed from our Edington Wall Stone units to compliment your corresponding Edington walls.



KIT COMPONENTS

- 149 Edington Standard Units
- 40 Edington Wedge Units
- 1-24" Colorfalls Kit
- 4-10 oz. Tubes of Paver Bond

OVERALL DIMENSIONS

3' H x 8' W x 4'6" D

EDINGTON COLORS



Canyon Creek Blend



Earth Blend



Flagstone Blend



Quarrystone Blend

Add the instant warmth of stone to your interior or exterior space with our Stratford Stone®. This manufactured stone is crafted from molds that replicate the nuances of natural stone.

The natural color palette exudes a warmth and richness to any project. Each style of stone conveys a distinct shape, color and style suitable for any application.

Ideal for commercial applications, house facades, interior accent walls, fireplaces, outdoor kitchens and pizza ovens.



Ask about our Stratford Stone® Veneer Stone

Rustic Ledgestone Arizona


FIREROCK® FIREPLACES / STRATFORD STONE

PATTERNS & COLORS

LIMESTONE



Arizona Chateau Delaware




Navajo

RUSTIC LEDGESTONE



Arizona Chateau Navajo

STACKED STONE

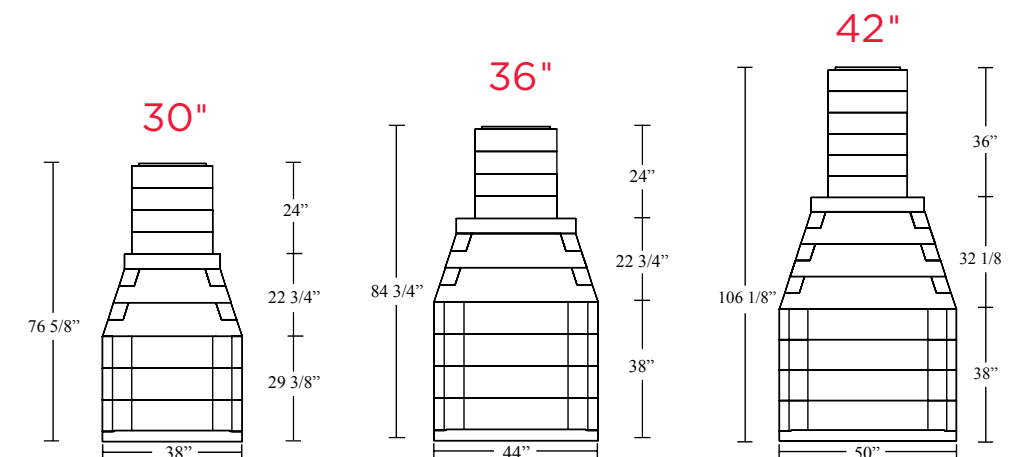


Arizona Chateau Navajo

Model	Overall Height	Overall Depth	Overall Width	Overall Diameter	Firebox Opening Height	Smoke Chamber Height	Weight in Pounds
30" Outdoor Fireplace	76.63"	28.5"	38"	n/a	29.38"	23"	1900
36" Outdoor Fireplace	84.75"	28.5"	44"	n/a	38"	23"	2100
42" Outdoor Fireplace	106.13"	28.5"	50"	n/a	38"	32.5"	2600
36" Arched Front Outdoor Fireplace	84.75"	28.5"	44"	n/a	34**	23"	2160
42" Arched Front Outdoor Fireplace	106.13"	28.5"	50"	n/a	34**	32.5"	2670

*Measurement at top of arch.

** Height Extension Kit adds 6 inches to overall height. The kit also adds 320-1512 lbs depending on the width of the FireRock.



COLUMN CAPS



Rockface Column Cap



Banas Pier Cap & Coping



Bullnose Column Cap

STOCKED ROCKFACE CAP SIZES

- 24" x 24" x 2"
- 24" x 24" x 3"
- 28" x 28" x 2"
- 28" x 28" x 3"

PRECAST TABLE TOP COLORS



Cuyahoga Blend



Mahoning Blend




Scioto Blend



Rosetta® Belvedere Column Cap


FIRE PIT PHOTOS



Belvedere Fire Pit Kit



Dimensional Wall Fire Pit



Edington Fireplace



Kodah Fire Pit



Edington Fire Pit



Belvedere Fire Pit

SEALERS, CLEANERS & ADHESIVES



Joint sand stabilizing sealers perform two tasks at once. The sealer stabilizes the sand in the joints to prevent sand loss and to help retard weed growth. Sealer also provides the pavement with an even coverage of protection to seal the pavers making cleaning of any stains quick and easy. Depending on the application you can expect 3-5 years for patios and walkways from just one application and 2-3 years for driveways.



SB-8700
WET LOOK JOINT
STABILIZING SEALER

SB-8700 will seal and enhance the beauty of new and old concrete, masonry and related surfaces. In addition, SB-8700 will stabilize the joint sand creating a long lasting hardened joint. It is ideal for Interlocking concrete pavers, stamped concrete, or masonry surfaces giving them an enhanced, wet look, glossy finish. SB-8700 is the perfect product to restore the look and elegance of old/tired pavers. Also works on limestone, sandstone, clay and natural stones.



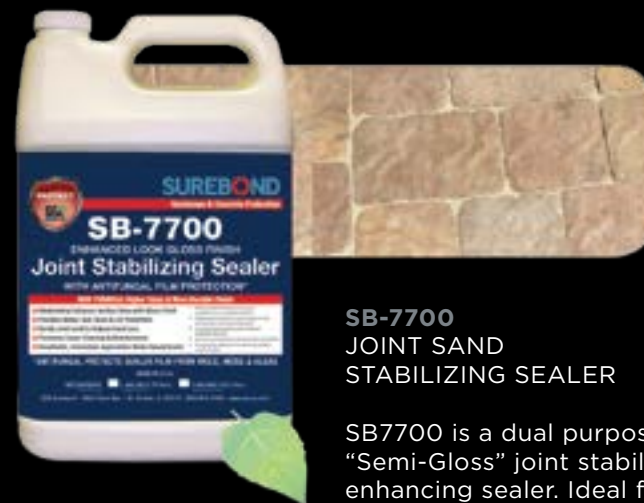
SB-6000
WATER BASE
WET LOOK SEALER

Seals and enhances the beauty of new and old pavers, concrete and other masonry surfaces. This product gives you the "Wet Look". Pavers must be cleaned first and allowed to thoroughly dry before sealing. Can be used for both residential and commercial applications. SB6000 is designed for a two-coat application. Apply with a sprayer and back-roll to assure even coverage. Second coat should be applied as soon as the first coat has dried.



SB-1300
JOINT SAND
STABILIZING SEALER

SB1300 is a dual purpose "Matte Finish" joint stabilizing sealer. Ideal for patio's, walkways and driveways. Can be used for both residential and commercial applications. Apply liberally with a sprayer and squeegee excess material into sand joints.



SB-7700
JOINT SAND
STABILIZING SEALER

SB7700 is a dual purpose "Semi-Gloss" joint stabilizing enhancing sealer. Ideal for patio's walkways and driveways. Can be used for both residential and commercial applications. Apply liberally with a sprayer and squeegee excess material into sand joints.



SB-4400
PERMA-SEAL

SB-4400 PERMA-SEAL™ Invisible Penetrating Sealer is a penetrating, breathable silane/siloxane blend solvent based sealer that protects horizontal and vertical surfaces from water penetration and salt damage from the use of de-icers or exposure to salt air. SB-4400 has the consistency of water and is clear in appearance when applied and dries clear with an invisible finish.



SB-6400
WET LOOK
PENETRATING SEALER

SB-6400 Wet Look Penetrating Sealer is a low VOC, water based blend of silane/siloxane and polymers that chemically bonds to the substrate creating both a water and oil repellent finish. SB-6400 will seal and enhance the beauty of new and old surfaces with a luxurious, wet look, matte finish that enriches surface tone and color contrast. SB-6400's water repellent feature will help to inhibit biological growth such as mold, moss and algae. SB-6400 has the consistency of water and is milky white when applied.



SB-4000
WATER REPELLING
INVISIBLE SEALER

Prevents water penetration and provides an invisible finish on concrete, pavers and walls. Can be used for both residential and commercial applications. Apply with a low pressure sprayer and backroll. Second coat may be desired on newer or more porous substrates.



SB-5000
STAIN BLOCKING
INVISIBLE SEALER

Stainblocking invisible sealer. A durable sealer that protects against water, oil, food and other stains on pavers. Ideal for driveways and patio areas. Can be used for both residential and commercial applications. Apply with a sprayer and back-roll to assure even coverage.



SB-488
EFFLORESCENCE &
RUST REMOVER

Uses include concrete pavers, concrete and retaining walls. Can also be used on manufactured and natural stone and tile. Dissolves chemical deposits, removes hard water stains, efflorescence and rust. Does not include muriatic acid. Clean Rinse Technology allows residue to be quickly removed. Use at full strength.



SB-442
GENERAL
STAIN REMOVER

Uses include concrete pavers, concrete and retaining walls. Can also be used on manufactured and natural stone and tile. General purpose cleaner that removes motor oil, food and beverage stains. Clean Rinse Technology allows residue to be quickly removed. Follow instruction on container for proper application.


SB-10
PAVER BOND® ADHESIVE

Used on Retaining Wall caps, treads and pavers. SB10 is a quick curing, high strength, construction adhesive. Water resistant and freeze thaw stable. Adheres to wet and frozen surfaces. Available in 10 oz and 28 oz tubes. Surface must be free of dirt, dust and oil to ensure proper bonding.



BERLIN GARDENS® STRUCTURES & FURNITURE

There's a growing trend towards outdoor living... extending your home beyond the confines of four walls expanding your living space to embrace the beauty and tranquility of nature. It no longer means a few folding chairs, a picnic table and grill. It means bringing all the comforts of indoor living to the outdoors. Creating an outdoor sanctuary has never been easier. Berlin Gardens line of vinyl pergolas are cut with extreme accuracy using computerized machines. Expert craftsmen hand select wood pieces which are then cut, routed and hand sanded for their wood and cedar pergolas. The final result is a finely crafted, American-made pergola that will remain strong and beautiful for many years to come. All pergolas, gazebos, pavilions and furniture sold by Oberfields are special-order products.



Furniture



Vinyl Gazebo



Pavilion with Metal Roof



Furniture



Pavilion with Shingle Roof

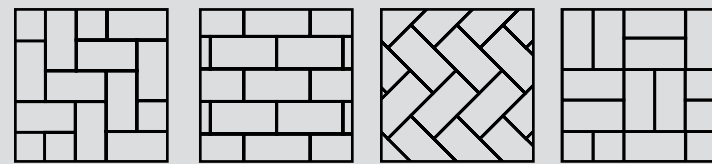


Cedar Pergola




Pavilion with Metal Roof

MONROE® PAVERS & UNITY PAVERS



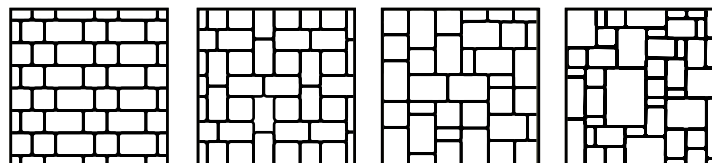
90° Herringbone Running Bond 45° Herringbone Basketweave

WASHINGTON® & VINTAGE WASHINGTON PAVERS



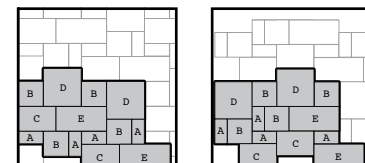
Muster D 40% Wash. 14 60% Wash. 21 Muster K 28% Wash. 14 72% Wash. 21 Running Bond 10, 14, or 21

VINTAGE BELHAVEN® PAVERS



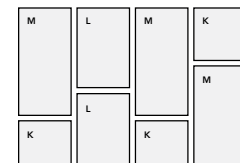
Muster D 40% Small Sq. 60% Standard Rec. Muster K 28% Small Sq. 72% Standard Rec. 3 Piece Random* 51% Standard Rec. 11% Small Sq. 38% Small Sq. 6 Piece Random* 29% Jumbo Rec. 17% Large Rec. 18% Standard Rec. 7% Small Rec. 18% Large Sq. 11% Small Sq.

TRANQUILITY PAVERS



Pattern 1 Pattern 2

GRAND MILESTONE PAVERS



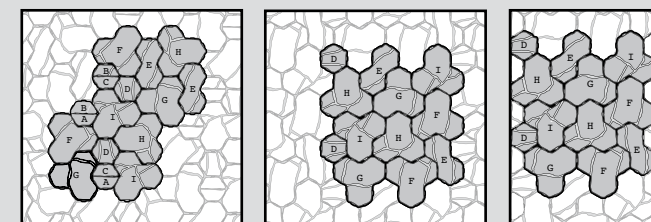
Running Bond

GRAND LIFESTYLE PAVERS



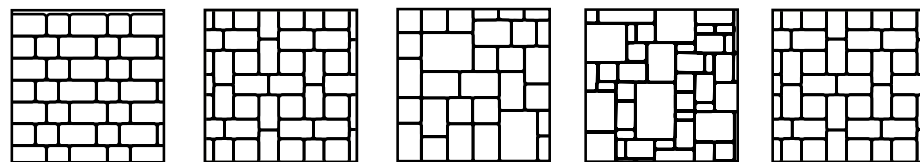
Pattern 1 Pattern 2 Combination Lifestyle & Grand Lifestyle

DESTINATION PAVERS



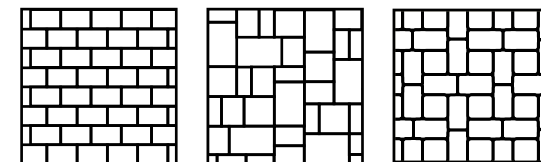
Pattern 1 Pattern 2 Sidewalk Pattern

FLINT RIDGE® & VINTAGE FLINT RIDGE PAVERS



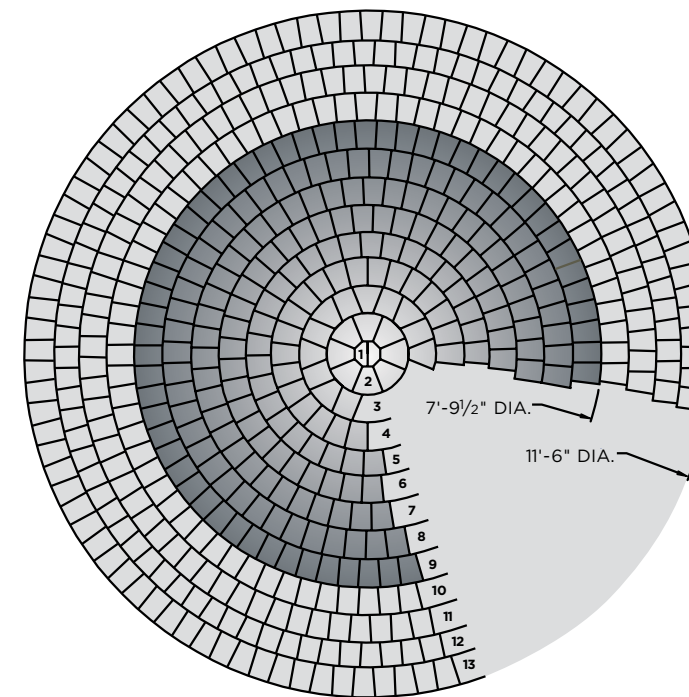
Muster D 40% Small Sq. 60% Standard Rec. Muster K 28% Small Sq. 72% Standard Rec. 3 Piece Random* 21% Large Rec. 46% Standard Rec. 33% Small Sq. 6 Piece Random* 30% Jumbo Rec. 18% Large Rec. 20% Standard Rec. 19% Large Sq. 13% Small Sq. Jumbo Muster K 28% Large Sq. 72% Jumbo Rec.

BANAS STONES® PAVERS



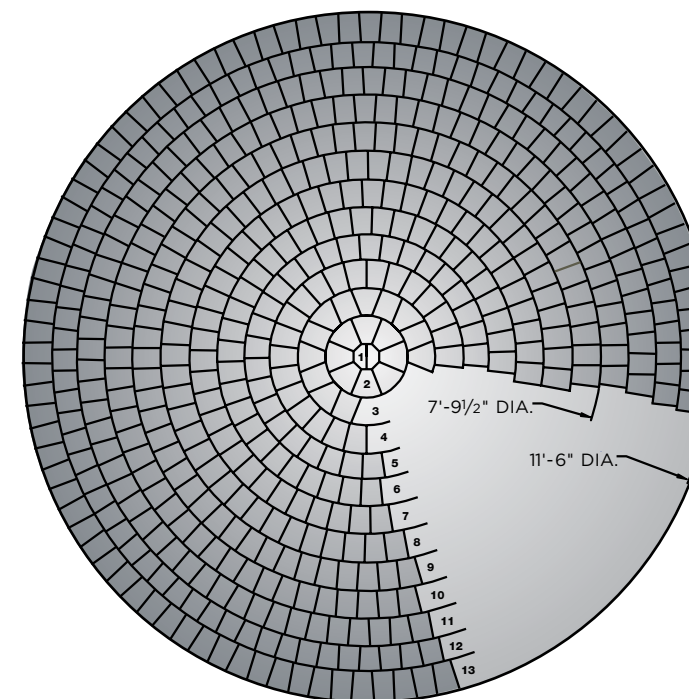
Running Bond 11.81" x 23.62", 17.72" x 23.62", or 23.62" x 35.43" 4 Piece Random 25% 11.81" x 23.62" 30% 17.72" x 23.62" 25% 23.62" x 35.43" 20% 23.62" x 23.62" Jumbo Muster K 28% Large Sq. 72% Jumbo Rec.

WASHINGTON CIRCLE® PAVERS DIAGRAM



	Row	Circle Dia.	Installation Pattern	Paver Description - Washington® Series
First Circle Pack	1	5 1/2"	Single	2-Washington Circle Center
	2	16 1/2"	Single	8-Washington Large Circle
	3	27 1/2"	Alternate	8-Washington Large Circle & 8-Washington
	4	38 1/2"	Single	26-Washington Small Circle
	5	49 1/2"	Single	33-Washington Small Circle
	6	60 1/2"	Single	42-Washington Small Circle
	7	71 1/2"	Alternate	25-Washington Small Circle & 25-Washington 10
	8	82 1/2"	Alternate	29-Washington Small Circle & 29-Washington 10
	9	93 1/2"	Alternate	34-Washington Small Circle & 34-Washington 10
Second Circle Pack	10	104 1/2"	Alternate	38-Washington Small Circle & 38-Washington 10
	11	115 1/2"	Alternate	42-Washington Small Circle & 42-Washington 10
	12	127"	Alternate	46-Washington Small Circle & 46-Washington 10
	13	138"	Alternate	50-Washington Small Circle & 50-Washington 10
Additional Pieces	14 & Up		Single	(As Needed) Washington 10 (81 pcs or 12.78 ft ² per pallet band)
Notes	Outside row may require additional Washington 10's, depending on how it is installed. Number of units per row is an approximate based on installation. Due to the complex shapes of the pieces in a circle, there will be some extra pieces not used for standard installation. As shown above, additional pieces may be needed for diameters large than 8' Oberfields Edington Wedge Firepit Kits fits at 5th row, for installation, omit rows 1-5			

BELHAVEN CIRCLE® PAVERS DIAGRAM (SPECIAL ORDER ONLY)




	Row	Circle Dia.	Installation Pattern	Paver Description - Belhaven® Series
Circle Pack	1	5 1/2"	Single	1-Belhaven Circle Center
	2	16 1/2"	Single	8-Belhaven Large Circle
	3	27 1/2"	Alternate	8-Belhaven Large Circle & 8-Belhaven Rectangle Paver
	4	38 1/2"	Single	26-Belhaven Small Circle
	5	49 1/2"	Single	33-Belhaven Small Circle
	6	60 1/2"	Single	42-Belhaven Small Circle
	7	71 1/2"	Alternate	25-Belhaven Small Circle & 25-Belhaven Rectangle Paver
	8	82 1/2"	Alternate	29-Belhaven Small Circle & 29-Belhaven Rectangle Paver
	9	93 1/2"	Alternate	34-Belhaven Small Circle & 34-Belhaven Rectangle Paver
	10	104 1/2"	Alternate	38-Belhaven Small Circle & 38-Belhaven Rectangle Paver
	11	115 1/2"	Alternate	42-Belhaven Small Circle & 42-Belhaven Rectangle Paver
	12	127"	Alternate	46-Belhaven Small Circle & 46-Belhaven Rectangle Paver
	13	138"	Alternate	50-Belhaven Small Circle & 50-Belhaven Rectangle Paver
Additional Pieces	14 & Up		Single	(As Needed) Belhaven Small Square Paver
Notes	Number of units per row is an approximate based on installation. Due to the complex shapes of the pieces in a circle, there will be some extra pieces not used for standard installation. Oberfields Edington Wedge Firepit Kit fits at 5th row, for installation, omit rows 1-5. To reach the dimension of 11'6" diameter, some of the required pieces are going to come from the first circle pack.			

MONROE




Antique Blend Autumn Blend Granite Blend

WASHINGTON




Antique Blend Autumn Blend Desert Sand (14's only)

WASHINGTON CIRCLE




Antique Blend Autumn Blend Charcoal

VINTAGE WASHINGTON




Vintage Antique Blend Vintage Charcoal (14's only) Vintage Desert Sand Blend (14's only) Vintage Granite Blend

VINTAGE BELHAVEN CIRCLE



Vintage Canyon Creek Blend Vintage Earth Blend Vintage Flagstone Blend

ROSETTA GRAND FLAGSTONE




Hidden Pines Blend Mahoning Blend

ROSETTA DIMENSIONAL FLAGSTONE




Hidden Pines Blend Mahoning Blend

TRAVERTINE




Gold Greige Silver

SILEX




Arena Grafito

IRONWOOD




Bambú Ciprés

UNITY smooth solid




Dream Reunion Traditions

UNITY smooth blended




Haven Oasis Serenity Timeless

UNITY tumbled solid




Dream-Tumbled Homecoming-Tumbled Reflection-Tumbled Reunion-Tumbled




Traditions-Tumbled Vision-Tumbled

UNITY tumbled blended



Haven-Tumbled Oasis-Tumbled Serenity-Tumbled Timeless-Tumbled

UNITY hammered




Dream-Hammered Homecoming-Hammered Reflection-Hammered Reunion-Hammered




Vision-Hammered

RENEWABLE solids



Dream Homecoming Reflection Reunion




Traditions Vision

RENEWABLE blended




Haven Oasis Serenity Timeless

H2O PRO solids




Reflection Vision

H2O PRO blended



Haven Oasis Serenity Timeless

EDINGTON WALL STONE




Autumn Fieldstone Sierrastone

NON-WEATHERED VERSA-LOK



Brown

NON-WEATHERED VERSA-LOK MOSAIC




Chestnut Blend Granite Blend

WEATHERED VERSA-LOK MOSAIC




Chestnut Blend Granite Blend

BELVEDERE/DIMENSIONAL WALL/ KODAH/ DIMENSIONAL COPING



Hidden Pines Blend

OUTCROPPING



Hidden Pines Mahoning Blend

Hidden Pines - Available as a special order color in all Rosetta walls.

Due to variations in printing, color selections should always be chosen from actual product samples. Textured pavers require a buffer between the plate compactor and paver surface to prevent scuffing.

PAVER PACKAGING REFERENCE GUIDE

NATURAL STONE	STOCKED	NOMINAL DIMENSIONS	DIMENSIONS	WEIGHT PER SQ. FT.	UNITS PER SQ. FT.	UNITS PER BAND	UNITS PER CUBE	WEIGHT PER CUBE	SQ. FT. PER UNIT	SQ. FT. PER BAND	SQ. FT. PER CUBE	COLORS STOCKED
Banas Stones® Sandstone	X	11.81" x 23.62"	300mm x 600mm	13.2	N/A	N/A	80	2000	N/A	N/A	160	Bronte, Flint, Fossil, Silver Grey, Slate Grey
Banas Stones® Sandstone	X	17.72" x 23.62"	450mm x 600mm	13.2	N/A	N/A	80	2800	N/A	N/A	240	Bronte, Flint, Fossil, Silver Grey, Slate Grey
Banas Stones® Sandstone	X	23.62" x 23.62"	600mm x 600mm	13.2	N/A	N/A	40	2000	N/A	N/A	160	Bronte, Flint, Fossil, Silver Grey, Slate Grey
Banas Stones® Sandstone	X	23.62" x 35.43"	600mm x 900mm	13.2	N/A	N/A	40	2800	N/A	N/A	240	Bronte, Flint, Fossil, Silver Grey, Slate Grey
Banas Stones® Limestone	X	11.81" x 23.62"	300mm x 600mm	16.5	N/A	N/A	74	2100	N/A	N/A	148	Kota Black
Travertine	X	Random sizes available (See page 41 for dimensions)	Varies in size	15.0	N/A	N/A	N/A	2640	N/A	N/A	176	Classic Ivory, Noche, Tuscany, Walnut

FACE-MIX PAVERS	STOCKED	NOMINAL DIMENSIONS	DIMENSIONS	SQ. FT. PER LAYER	LAYERS PER CUBE	WEIGHT PER CUBE	SQ. FT. PER CUBE	COLORS STOCKED
Tranquility A	X	9 1/4" x 4 5/8" x 2 3/4"	235 mm x 111 mm x 70 mm	10.77	8	2910	86.16	Calm, Haven, Oasis, Serenity, Timeless
Tranquility B	X	9 1/4" x 9 1/4" x 2 3/4"	235 mm x 235 mm x 70 mm	10.77	8	2910	86.16	Calm, Haven, Oasis, Serenity, Timeless
Tranquility C	X	14" x 9 3/4" x 2 3/4"	355 mm x 248 mm x 70 mm	10.77	8	2910	86.16	Calm, Haven, Oasis, Serenity, Timeless
Tranquility D	X	14" x 14" x 2 3/4"	355 mm x 355 mm x 70 mm	10.77	8	2910	86.16	Calm, Haven, Oasis, Serenity, Timeless
Tranquility E	X	18 1/4" x 9 3/4" x 2 3/4"	464 mm x 248 mm x 70 mm	10.77	8	2910	86.16	Calm, Haven, Oasis, Serenity, Timeless
Grand Milestone K	X	11 5/8" x 11 5/8" x 2 3/4"	296 mm x 70 mm x 296 mm	11.36	8	3070	90.88	Calm, Haven, Oasis, Serenity, Timeless
Grand Milestone L	X	11 5/8" x 17 1/2" x 2 3/4"	296 mm x 70 mm x 446 mm	11.36	8	3070	90.88	Calm, Haven, Oasis, Serenity, Timeless
Grand Milestone M	X	11 5/8" x 23 1/2" x 2 3/4"	296 mm x 70 mm x 596 mm	11.36	8	3070	90.88	Calm, Haven, Oasis, Serenity, Timeless
Grand Lifestyle F	X	5 15/16" x 11 15/16" x 2 3/4"	153 mm x 70 mm x 307 mm	12.33	8	3330	98.64	Haven, Oasis, Serenity, Timeless
Grand Lifestyle G	X	5 15/16" x 17 15/16" x 2 3/4"	153 mm x 70 mm x 461 mm	12.33	8	3330	98.64	Haven, Oasis, Serenity, Timeless
Grand Lifestyle H	X	11 15/16" x 11 15/16" x 2 3/4"	307 mm x 70 mm x 307 mm	12.33	8	3330	98.64	Haven, Oasis, Serenity, Timeless
Grand Lifestyle I	X	11 15/16" x 17 15/16" x 2 3/4"	307 mm x 70 mm x 461 mm	12.33	8	3330	98.64	Haven, Oasis, Serenity, Timeless
Grand Lifestyle J	X	17 15/16" x 17 15/16" x 2 3/4"	461 mm x 70 mm x 461 mm	12.33	8	3330	98.64	Haven, Oasis, Serenity, Timeless
Destination A	X	3 1/8"H (D & L Vary)	79 mm H (D & L Vary)	11.11	8	3000	88.88	Haven, Oasis, Serenity, Timeless
Destination B	X	3 1/8"H (D & L Vary)	79 mm H (D & L Vary)	11.11	8	3000	88.88	Haven, Oasis, Serenity, Timeless
Destination C	X	3 1/8"H (D & L Vary)	79 mm H (D & L Vary)	11.11	8	3000	88.88	Haven, Oasis, Serenity, Timeless
Destination D	X	3 1/8"H (D & L Vary)	79 mm H (D & L Vary)	11.11	8	3000	88.88	Haven, Oasis, Serenity, Timeless
Destination E	X	3 1/8"H (D & L Vary)	79 mm H (D & L Vary)	11.11	8	3000	88.88	Haven, Oasis, Serenity, Timeless
Destination F	X	3 1/8"H (D & L Vary)	79 mm H (D & L Vary)	11.11	8	3000	88.88	Haven, Oasis, Serenity, Timeless
Destination G	X	3 1/8"H (D & L Vary)	79 mm H (D & L Vary)	11.11	8	3000	88.88	Haven, Oasis, Serenity, Timeless
Destination H	X	3 1/8"H (D & L Vary)	79 mm H (D & L Vary)	11.11	8	3000	88.88	Haven, Oasis, Serenity, Timeless
Destination I	X	3 1/8"H (D & L Vary)	79 mm H (D & L Vary)	11.11	8	3000	88.88	Haven, Oasis, Serenity, Timeless
Unity	X	4" x 8" x 2 3/4"	102mm x 203 mm x 70 mm	11	8	2996	88	Rough & Smooth Textures: Homecoming, Reflection, Vision
Renewable		8 5/8" x 8 5/8" x 3 1/8"	219 mm x 219 mm x 80 mm	10	8	2750	80	Non-Stock
H2O Pro A		4" x 8" x 3 1/8"	102 mm x 203 mm x 80 mm	11	8	3395	88	Non-Stock
H2O Pro B		8" x 8" x 3 1/8"	203 mm x 203 mm x 80 mm	13.2	8	4070	105.6	Non-Stock
H2O Pro C		8" x 16" x 3 1/8"	203 mm x 406 mm x 80 mm	13.2	8	4120	105.6	Non-Stock

PORCELAIN PAVERS	STOCKED	NOMINAL DIMENSIONS	DIMENSIONS	UNITS PER BOX	UNITS PER CUBE	BOXES PER CUBE	SQ. FT. PER UNIT	SQ. FT. PER BOX	TOTAL SQ. FT. PER CUBE	WEIGHT PER BOX	WEIGHT PER CUBE	COLORS STOCKED
Ironwood	X	9" x 36" x 3/4"	230 mm x 900 mm x 20 mm	2	84	42.00	2.25	4.5	189	41.4	1800	Abeto, Ebano, Fresno, Olivo
Ironwood	X	24" x 24" x 3/4"	600 mm x 600 mm x 20 mm	2	60	30.00	4	8	240	75	2309	Abeto, Ebano, Fresno, Olivo
Quarcity	X	24" x 24" x 3/4"	600 mm x 600 mm x 20 mm	2	60	30.00	4	8	240	75	2309	Beige, Grafito, Gris, Midnight
Silex	X	24" x 24" x 3/4"	600 mm x 600 mm x 20 mm	2	60	30.00	4	8	240	75	2309	Gris, Tobacco

SPECIAL NOTES

* Asterisk denotes non-stocked shape or color

✖ Not available in Pennsylvania or Michigan

*Also available in Weathered

All Circle Cubes are sold as full cubes only.

All Face-Mix Pavers are sold by the layer and/or cube, not by the piece

Larger circles can be obtained by adding additional Washington 10's or Belhaven® Small Rectangle & Small Square.

Due to the complex size of the pieces in a circle, there will be some extra pieces.

Weight per Cube does not include pallet weight.

*Washington® 14 & 21 & Vintage Washington® 14 & 21 shapes are also available in 80 mm series.

*Monroe® and Vintage Monroe® are also available in 80 mm series.

Special Order Non-Stock Paver and Retaining Wall Set-Up Charges: less than 1,000 square feet=\$750 per shape/color/size; 1,000-2,999 square feet=\$500 per shape/color/size; 3,000 square feet and over=no set up charge

Paver Color Blends: Antique=charcoal, red; Autumn=buff, charcoal, red; Canyon Creek= buff, charcoal, maroon; Earth=brown, buff, charcoal; Flagstone=buff, charcoal, gray; Granite=charcoal, gray

Due to color variations of pavers, it is advisable to remove them from the top to the bottom of the cube, versus removing by layers. When possible, install from 3 cubes at a time.



OBERFIELDS CONCRETE PAVER & RETAINING WALLS WARRANTY

OBERFIELDS provides a limited lifetime warranty of its paver, slab, and dry cast wall products and Rosetta® family of precast products for residential applications against manufacturing defects. This Warranty is provided to the original purchaser only, with the original proof of purchase, and is non-transferable.

This Warranty is valid if the material is installed and maintained under industry standards or OBERFIELDS LLC guidelines. Color variances and the appearance of efflorescence do not substantiate a warranty claim. Any product deemed to be defective will be replaced at no charge; however, shipping costs or costs relating to the removal of defective material and replacement labor are not included in this warranty. Color matching cannot be guaranteed.

oberfields.com | **800.845.7644**