



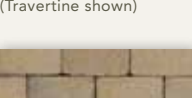
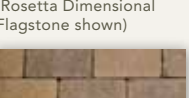

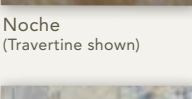


monroe®    washington®    washington circle®    vintage washington®    vintage belhaven®    vintage richfield®    rosetta® grand flagstone    rosetta® dimensional flagstone    select-cut travertine

<p><b>PRODUCT SPECS</b></p>  <p>a) Monroe® – 4" x 8"</p> <p>All stocked Monroe® pavers are 2<sup>3</sup>/<sub>8</sub>" thick</p> <p>Monroe Pavers also available 3<sup>1</sup>/<sub>8</sub>" thick</p> <p><b>COLORS</b></p> <p>Antique Blend, Autumn Blend, Canyon Creek Blend, Charcoal, Earth Blend, Flagstone Blend, Granite Blend</p>	<p><b>PRODUCT SPECS</b></p>  <p>a) Washington® 10 – 4<sup>1</sup>/<sub>8</sub>" x 5<sup>1</sup>/<sub>2</sub>"          b) Washington® 14 – 5<sup>1</sup>/<sub>2</sub>" x 5<sup>1</sup>/<sub>2</sub>"          c) Washington® 21 – 5<sup>1</sup>/<sub>2</sub>" x 8<sup>1</sup>/<sub>4</sub>"</p> <p>All stocked Washington® Pavers are 2<sup>3</sup>/<sub>8</sub>" thick</p> <p>Washington® 14 &amp; 21 Pavers also available 3<sup>1</sup>/<sub>8</sub>" thick</p> <p><b>COLORS</b></p> <p>Antique Blend, Autumn Blend, Canyon Creek Blend, Charcoal, Earth Blend, Flagstone Blend, Granite Blend</p>	<p><b>PRODUCT SPECS</b></p>  <p>a) Washington Circle® System – Circle center, small circle paver, large circle paver</p> <p>b) Washington® 10 – 4<sup>1</sup>/<sub>8</sub>" x 5<sup>1</sup>/<sub>2</sub>"          All Washington® Circle Pavers are 2<sup>3</sup>/<sub>8</sub>" thick</p> <p><b>COLORS</b></p> <p>Antique Blend, Autumn Blend, Canyon Creek Blend, Charcoal, Earth Blend, Flagstone Blend, Granite Blend</p>	<p><b>PRODUCT SPECS</b></p>  <p>a) Vint. Washington® 10 – 4<sup>1</sup>/<sub>8</sub>" x 5<sup>1</sup>/<sub>2</sub>"          b) Vint. Washington® 14 – 5<sup>1</sup>/<sub>2</sub>" x 5<sup>1</sup>/<sub>2</sub>"          c) Vint. Washington® 21 – 5<sup>1</sup>/<sub>2</sub>" x 8<sup>1</sup>/<sub>4</sub>"</p> <p>All stocked Vintage Washington® Pavers are 2<sup>3</sup>/<sub>8</sub>" thick</p> <p>Vintage Washington® 14 &amp; 21 Pavers also available 3<sup>1</sup>/<sub>8</sub>" thick</p> <p>d) Washington® 10 – 4<sup>1</sup>/<sub>8</sub>" x 5<sup>1</sup>/<sub>2</sub>"          e) Vintage Washington® Circle – Circle center, small circle paver, large circle paver</p> <p><b>COLORS</b></p> <p>Antique Blend, Canyon Creek Blend, Desert Sand, Earth Blend, Flagstone Blend, Granite Blend</p>	<p><b>PRODUCT SPECS</b></p>  <p>a) Small Square – 5<sup>1</sup>/<sub>2</sub>" x 5<sup>1</sup>/<sub>2</sub>"          b) Large Square – 11" x 11"          c) Jumbo Rectangle – 16<sup>1</sup>/<sub>2</sub>" x 11"          d) Large Rectangle – 11" x 8<sup>1</sup>/<sub>4</sub>"          e) Standard Rectangle – 8<sup>1</sup>/<sub>4</sub>" x 5<sup>1</sup>/<sub>2</sub>"          f) Small Rectangle – 5<sup>1</sup>/<sub>2</sub>" x 2<sup>3</sup>/<sub>4</sub>"          g) Circle System – Circle Center, Small Circle Paver, Large Circle Paver and Rectangle Circle Paver.</p> <p>All Belhaven® pavers are 2<sup>3</sup>/<sub>4</sub>" thick. Bluestone stocked in select sizes only.</p> <p><b>COLORS</b></p> <p>Vintage Bluestone, Vintage Canyon Creek Blend, Vintage Earth Blend, Vintage Flagstone Blend</p>	<p><b>PRODUCT SPECS</b></p>  <p>a) Vint. Richfield® Small Square 5<sup>1</sup>/<sub>2</sub>" x 5<sup>1</sup>/<sub>2</sub>"          b) Vint. Richfield® Standard Rectangle 8<sup>1</sup>/<sub>4</sub>" x 5<sup>1</sup>/<sub>2</sub>"          c) Vint. Richfield® Large Rectangle 11" x 8<sup>1</sup>/<sub>4</sub>"</p> <p>All Vintage Richfield® pavers are 2<sup>3</sup>/<sub>4</sub>" thick</p> <p><b>COLORS</b></p> <p>Vintage Earth Blend, Vintage Flagstone Blend</p>	<p><b>PRODUCT SPECS</b></p>  <p>38" 42" Layer 1</p> <p>Dimensions – All Grand Flagstone is 1<sup>3</sup>/<sub>4</sub>" thick</p> <p><b>COLORS</b></p> <p>Cuyahoga Blend, Scioto Blend</p>	<p><b>PRODUCT SPECS</b></p>  <p>a) Rosetta® Dimensional Flagstone 6" x 12"          b) Rosetta® Dimensional Flagstone 12" x 12"          c) Rosetta® Dimensional Flagstone 12" x 18"          d) Rosetta® Dimensional Flagstone 18" x 18"          e) Rosetta® Dimensional Flagstone 18" x 24"          f) Rosetta® Dimensional Flagstone 24" x 24"</p> <p>All Dimensional Flagstone are 2" thick</p> <p><b>COLORS</b></p> <p>Bluestone Blend, Cuyahoga Blend, Scioto Blend</p>	<p><b>PRODUCT SPECS</b></p>  <p>a) Travertine Small Square 6" x 6"          b) Travertine Small Rectangle 6" x 12"          c) Travertine Large Square 16" x 16"          d) Travertine Large Rectangle 16" x 24"</p> <p>Travertine pavers are 1<sup>1</sup>/<sub>4</sub>" thick</p> <p><b>COLORS</b></p> <p>Classic Ivory, Noche, Tuscany, Walnut</p>
--	--	--	---	--	--	--	--	---

**PAVER COLORS**

See what colors are available for each product line at the bottom of product descriptions

 Antique Blend (Washington shown)	 Autumn Blend (Monroe shown)
 Bluestone (Belhaven shown)	 Bluestone Rosetta (Rosetta Dimensional Flagstone shown)
 Canyon Creek Blend (Washington shown)	 Charcoal (Washington shown)
 Classic Ivory (Travertine shown)	 Cuyahoga Blend (Rosetta Dimensional Flagstone shown)
 Desert Sand Blend (Vintage Washington shown)	 Earth Blend (Vintage Washington shown)
 Flagstone Blend (Vintage Richfield shown)	 Granite Blend (Washington shown)
 Noche (Travertine shown)	 Scioto Blend (Rosetta Dimensional Flagstone shown)
 Tuscany (Travertine shown)	 Walnut (Travertine shown)

Due to variations in printing, color selections should always be chosen from actual product samples.



what outdoor living should be®    PAVERS    RETAINING WALLS    ACCESSORIES

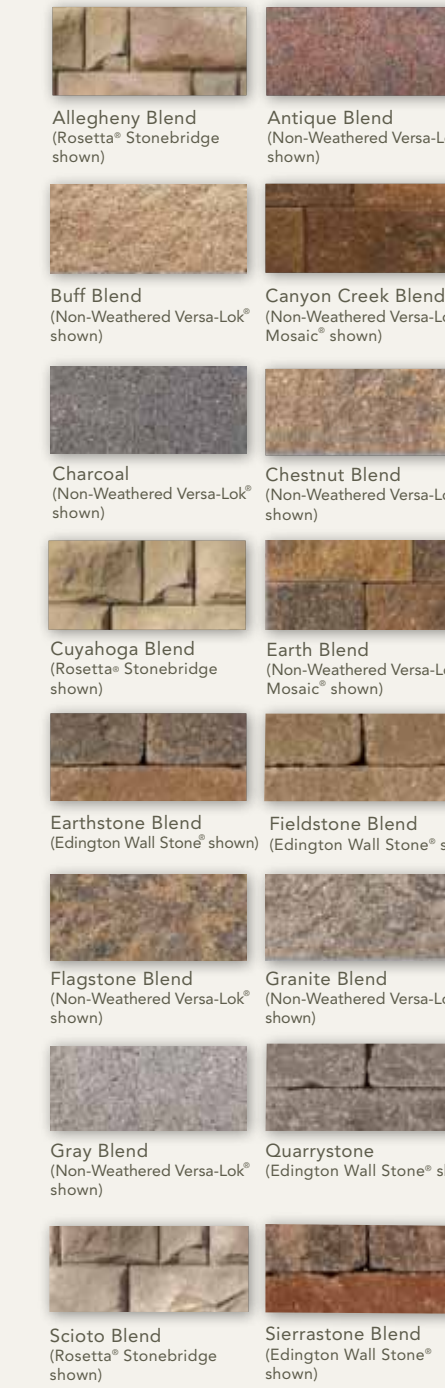
OBERFIELDS LLC  
 Central Ohio and Select Distributors  
 614.252.0955 | 800.845.7644 | oberfields.com





**RETAINING WALL COLORS**

See what colors are available for each product line at the bottom of product descriptions



**rosetta® belvedere**


**PRODUCT SPECS**



**COLORS**  
Cuyahoga Blend, Scioto Blend

**rosetta® dimensional wall**

**PRODUCT SPECS**



- a) **Dimensional Wall Straight Block** – 12" x 8" x 4"
- b) **Dimensional Wall Wedge Block** – 12" x 8" x 4"
- Hand-hewn stone texture.
- Two standard shapes allow for fast and easy installation.
- Perfect for retaining walls, freestanding walls, edging, columns and more.
- Natural stone texture on five sides.

**COLORS**  
Cuyahoga Blend, Scioto Blend

**rosetta® outcropping**

**PRODUCT SPECS**

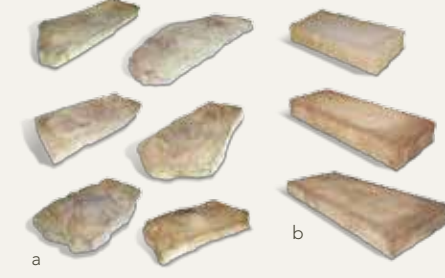


- a) **Rosetta® Outcropping Wall Stone** – 12" H x 42" L – 600 lbs. (unit shown is one of a 12 piece modular system)
- b) **Rosetta® Outcropping Wall Stone** – 12" H x 54" L – 1012 lbs. (unit shown is one of a 12 piece modular system)

**COLORS**  
Cuyahoga Blend

**rosetta® steps**

**PRODUCT SPECS**




- a) **Rosetta® Irregular Steps**  
All irregular steps have 7" rise  
42" L x 17" D x 7" H (349 lbs.)  
42" L x 26" D x 7" H (476 lbs.)  
54" L x 22" D x 7" H (458 lbs.)  
48" L x 24" D x 7" H (512 lbs.)  
48" L x 28" D x 7" H (567 lbs.)  
60" L x 24" D x 7" H (600 lbs.)
- b) **Rosetta® Dimensional Steps**  
All dimensional steps have 7" rise  
36" L x 18" D x 7" H (375 lbs.)  
48" L x 18" D x 7" H (455 lbs.)  
72" L x 30" D x 7" H (1320 lbs.)

**COLORS**  
Cuyahoga Blend, Scioto Blend

**rosetta® stonebridge**

**PRODUCT SPECS**




- a) **Stretcher Unit** – 15<sup>5</sup>/<sub>8</sub>" x 9" x 7<sup>5</sup>/<sub>8</sub>"
- b) **Multi-Face Stretcher** – 15<sup>5</sup>/<sub>8</sub>" x 9" x 7<sup>5</sup>/<sub>8</sub>"
- c) **Multi-Face Stretcher** – 15<sup>5</sup>/<sub>8</sub>" x 9" x 7<sup>5</sup>/<sub>8</sub>"
- d) **Corner** – 5<sup>5</sup>/<sub>8</sub>" x 13<sup>5</sup>/<sub>8</sub>" x 7<sup>5</sup>/<sub>8</sub>"

**COLORS**  
Allegheny Blend, Cuyahoga Blend, Scioto Blend

**rosetta® dimensional coping**

**PRODUCT SPECS**



- a) **Standard Coping** – 18" x 12.5" x 2.5"
- b) **Finished End Coping** – 19" x 12.5" x 2.5"
- c) **Long Coping** – 24" x 12.5" x 2.5"

**COLORS**  
Allegheny Blend, Cuyahoga Blend, Scioto Blend

**edington wall stone®**

**PRODUCT SPECS**




- a) **Edington Wall Stone®** – 12" x 8" x 4"
- b) **Edington Bullnose** – 12" x 8" x 4" (Optional Cap)
- c) **Edington Wedge** – 12" x 8" x 4"

**COLORS**  
Canyon Creek Blend, Earthstone Blend, Fieldstone Blend, Flagstone Blend, Quarystone, Sierrastone Blend

**non-weathered versa-lok®**

**PRODUCT SPECS**




- a) **Versa-Lok®** – 16" (face) x 14" (rear) x 12" D x 6" H
- b) **Smooth Top Versa-Lok®** – 16" (face) x 14" (rear) x 12" D x 6" H
- c) **Rectangular Cap** – 15<sup>5</sup>/<sub>8</sub>" (face) x 11<sup>5</sup>/<sub>8</sub>" D x 3<sup>5</sup>/<sub>8</sub>" H
- d) **Bullnose Cap** – 15<sup>5</sup>/<sub>8</sub>" (face) x 11<sup>5</sup>/<sub>8</sub>" D x 3<sup>5</sup>/<sub>8</sub>" H
- e) **Solid Corner Unit** – 8" (face) x 12" D x 6" H

**COLORS**  
Antique Blend, Buff Blend, Canyon Creek Blend, Charcoal, Chestnut Blend, Earth Blend, Flagstone Blend, Granite Blend, Gray Blend

**weathered versa-lok® mosaic®**

**PRODUCT SPECS**

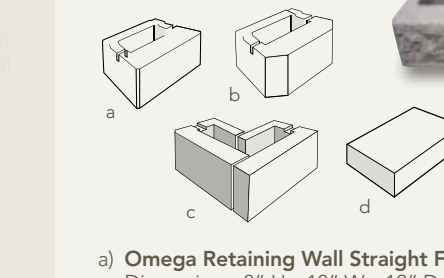


- a) **Versa-Lok® Weathered Standard** – 16" (face) x 14" (rear) x 12" D x 6" H
  - b) **Weathered Accent** – 12" (face) x 12" D x 4" H
  - c) **Weathered Cobble** – 8" (face) x 12" D x 6" H
  - d) **Rectangular Cap** – 15<sup>5</sup>/<sub>8</sub>" (face) x 11<sup>5</sup>/<sub>8</sub>" D x 3<sup>5</sup>/<sub>8</sub>" H
  - e) **Bullnose Cap** – 15<sup>5</sup>/<sub>8</sub>" (face) x 11<sup>5</sup>/<sub>8</sub>" D x 3<sup>5</sup>/<sub>8</sub>" H
  - f) **Solid Corner Unit** – 8" (face) x 12" D x 6" H
- Units are also available in a Non-Weathered texture

**COLORS**  
Canyon Creek Blend, Chestnut Blend, Earth Blend, Flagstone Blend, Granite Blend

**omega retaining wall system®**

**PRODUCT SPECS**




- a) **Omega Retaining Wall Straight Face Unit**  
Dimensions: 8" H x 18" W x 12" D  
Face Area: 1.0 ft<sup>2</sup>  
Weight: 78 lbs
- b) **Tri-Split Face Unit**  
Dimensions: 8" H x 18" W x 12" D
- c) **Retaining Wall Corner Unit**  
Dimensions: 8" H x 18" W x 12" D  
Face Area: 1.0 ft<sup>2</sup> / 0.5 ft<sup>2</sup>  
Weight: 75 lbs  
Will need to field modify standard unit
- d) **Retaining Wall Cap Unit**  
Dimensions: 3<sup>5</sup>/<sub>8</sub>" H x 15<sup>5</sup>/<sub>8</sub>" W x 11<sup>5</sup>/<sub>8</sub>" D  
Weight: 51 lbs

**COLORS**  
Canyon Creek Blend, Earth Blend, Flagstone Blend, Gray Blend

**handy-quick® wall & handy-stack® wall**

**PRODUCT SPECS**



- a) **Handy-Quick® Wall** – 12" (face) x 9" (rear) x 9" D x 4" H
- b) **Handy-Stack® Wall** – 8<sup>1</sup>/<sub>2</sub>" (face) x 6<sup>3</sup>/<sub>4</sub>" (rear) x 6" D x 4" H

**COLORS**  
Antique Blend, Earth Blend, Flagstone Blend