



OBERFIELDS
SALES - CORPORATE OFFICE

Masonry, Landscape & Precast

528 London Road
P.O. Box 362
Delaware, Ohio 43015-0362
614-252-0955
740-369-7644
800-845-7644
Fax 740-363-7644

SALES AND
MANUFACTURING

Landscape & Precast

1165 Alum Creek Drive
Columbus, Ohio 43209
614-252-0955
Fax 614-252-5858

Masonry & Landscape

10075 Sheehan Road
Centerville, OH 45458
937-885-3711
Fax 937-885-4355



oberfields.com  

WHAT OUTDOOR
LIVING SHOULD BE[®]

PAVERS / RETAINING WALLS / ACCESSORIES





INSPIRATION

Before & After 2-3

PAVERS

Monroe® Pavers6-7
 Washington® Pavers 8-9
 Washington Circle® Pavers 10-11
 Vintage Washington® Pavers 12-13
 Vintage Belhaven® Pavers14-15
 Flint Ridge® Pavers16-17
 Vintage Flint Ridge® Pavers 18-19
 Tranquility Pavers 20-21
 Grand Milestone Pavers.....22-23
 Lifestyle Pavers..... 24-25
 Grand Lifestyle Pavers.....26-27
 Destination Pavers..... 28-29
 Unity Pavers..... 30-31
 Bullnose Pavers 32-33
 Rosetta® Grand Flagstone 34-35
 Rosetta® Dimensional Flagstone 36-37
 Banas Stones®38-39
 Banas Accessories..... 40-41
 Travertine 42-43
 Ironwood Porcelain Pavers..... 44-45
 Quarcity Porcelain Pavers..... 46-47
 Silex Porcelain Pavers..... 48-49

ECO PAVERS

Turfstone®, Renewable Pavers and
 H2O Pro Pavers 52-53

RETAINING WALLS

Rosetta® Belvedere*56-57
 Rosetta® Dimensional Wall* 58-59
 Rosetta® Kodah Wall 60-61
 Rosetta® Dimensional Coping 62-63
 Rosetta® Outcropping..... 64-65
 Olentangy Bluff Tread.....66-67
 Rosetta® Steps..... 68-69
 Edington Wall Stone® 70-71
 Non-Weathered Versa-Lok® Walls 72-73
 Non-Weathered Versa-Lok® Mosaic® Walls 74-75
 Weathered Versa-Lok® Mosaic® Walls 76-77
 Versa-Lok® Square Foot Wall78-79
 Omega Retaining Wall System..... 80-81
 Garden Stack™ Wall 82-83

GENERAL INFORMATION

Kits 84-86
 FireRock® Masonry Fireplace Systems 87
 Rockface Column Caps 88
 Fire Pits.....89
 Sealers, Cleaners & Adhesives 90-91
 Berlin Gardens® Structures & Furniture 92-93
 Paver Patterns 94-95
 Special Order Colors 96-97
 Packaging Reference Guide 98-103
 Warranty 104-105

CONTENTS



Cuyahoga Blend (Walls)
and Timeless (Pavers)

BEFORE & AFTER



BEFORE



BEFORE



BEFORE



BEFORE



BEFORE



BEFORE



DesignPAVE®

MONROE®

WASHINGTON®

WASHINGTON CIRCLE®

VINTAGE WASHINGTON®

VINTAGE BELHAVEN®

FLINT RIDGE®

VINTAGE FLINT RIDGE®

TRANQUILITY

GRAND MILESTONE

LIFESTYLE

GRAND LIFESTYLE

DESTINATION

UNITY

BULLNOSE PAVERS

ROSETTA® GRAND FLAGSTONE

ROSETTA® DIMENSIONAL FLAGSTONE

BANAS STONES® SANDSTONE

BANAS ACCESSORIES

TRAVERTINE

IRONWOOD PORCELAIN

QUARCITY PORCELAIN

SILEX PORCELAIN

LASTING
MEMORIES
HAPPEN HERE



MONROE®

The straight lines created by our Monroe® pavers are ideal for the homeowner that prefers the look of traditional brick. Utilization of various colors and a variety of patterns, provides the freedom to choose a design ranging from simple to complex.



PRODUCT SPECS



a) Monroe® - 4" x 8"

All stocked Monroe® pavers are 2³/₈" thick
Monroe Pavers also available 3¹/₈" thick, special order only

COLORS



Canyon Creek Blend



Earth Blend



Flagstone Blend

BANDING AND ACCENTS



Brown



Charcoal

Due to variations in printing, color selections should always be chosen from actual product samples. Textured pavers require a buffer between the plate compactor and paver surface to prevent scuffing.



WASHINGTON®

Classic cobblestone patterns with squares and rectangles, create the European charm that make our Washington® pavers among the most popular landscape enhancements.



PRODUCT SPECS



a

b

c

- a) **Washington® 10** – 4 1/8" x 5 1/2"
- b) **Washington® 14** – 5 1/2" x 5 1/2"
- c) **Washington® 21** – 5 1/2" x 8 1/4"

All stocked Washington® Pavers are 2 3/8" thick
 Washington® 14 & 21 Pavers also available 3 1/8" thick,
 special order only

COLORS



Canyon Creek Blend



Earth Blend



Flagstone Blend



Granite Blend

BANDING AND ACCENTS



Charcoal (10s, 14s, 21s)



Desert Sand (10s & 21s only)

Due to variations in printing, color selections should always be chosen from actual product samples. Textured pavers require a buffer between the plate compactor and paver surface to prevent scuffing.



WASHINGTON[®] CIRCLE

Incorporate a cobblestone circle to help define a space or add visual interest. The Washington[®] Circle system compliments our Washington[®] pavers for unlimited creativity.



PRODUCT SPECS



a



b

a) **Washington[®] Circle System** -
Circle center, small circle paver, large circle paver

b) **Washington[®] 10** - 4¹/₈" x 5¹/₂"

All Washington[®] Circle Pavers are 2³/₈" thick

COLORS



Canyon Creek Blend



Earth Blend



Flagstone Blend



Granite Blend




VINTAGE WASHINGTON®

Like your favorite broken in jeans, our Vintage Washington pavers capture a time-worn appearance. This collection of tumbled pavers are a spin-off of our most popular paver, our Washington's, reflecting a more muted color palette with tumbled corners to create a more rustic, weathered look.



PRODUCT SPECS



- a) **Vintage Washington® 10** - 4¹/₈" x 5¹/₂"
- b) **Vintage Washington® 14** - 5¹/₂" x 5¹/₂"
- c) **Vintage Washington® 21** - 5¹/₂" x 8¹/₄"

All stocked Vintage Washington® Pavers are 2³/₈" thick
Vintage Washington® 14 & 21 Pavers also available 3¹/₈" thick, special order only

- d) **Vintage Washington® Circle** - Circle center, small circle paver, large circle paver, Washington 10's
- e) **Vintage Washington® 10** - 4¹/₈" x 5¹/₂"

COLORS



Vintage Canyon Creek Blend



Vintage Earth Blend



Vintage Flagstone Blend

BANDING AND ACCENTS



Vintage Charcoal
(10's and 21's only)



Vintage Desert Sand Blend
(10's and 21's only)




VINTAGE BELHAVEN®

Vintage Belhaven® pavers are perfect for the discerning homeowner that values the rustic, weathered appearance of cobblestones with the versatility of various sizes and textures. Vintage Belhaven® Pavers are a collection of seven various size pavers that have a weathered surface enhanced by slightly chiseled edges. Its many modular sizes make it easy to create unique and interesting patterns for any application.



PRODUCT SPECS



- a) **Vintage Belhaven® Small Square** – 5 1/2" x 5 1/2"
- b) **Vintage Belhaven® Square** – 8 1/4" x 8 1/4"
- c) **Vintage Belhaven® Large Square** – 11" x 11"
- d) **Vintage Belhaven® Small Rectangle** – 5 1/2" x 2 3/4"
- e) **Vintage Belhaven® Standard Rectangle** – 8 1/4" x 5 1/2"
- f) **Vintage Belhaven® Large Rectangle** – 11" x 8 1/4"
- g) **Vintage Belhaven® Jumbo Rectangle** – 16 1/2" x 11"
- h) **Vintage Belhaven® Circle System** – *Special Order Only*
Circle Center, Small Circle Paver, Large Circle Paver and Rectangle Circle Paver.

All Belhaven® pavers are 2 3/4" thick.

COLORS



Vintage Canyon Creek Blend



Vintage Earth Blend



Vintage Flagstone Blend

BANDING AND ACCENTS



Vintage Charcoal
(Standard Rectangle only)



Vintage Flat Top Charcoal
(Standard Rectangle Only)




FLINT RIDGE®

Flint Ridge® pavers incorporate random shapes and varying slate top textures to give added dimension. Available in three nature-inspired shades, Flint Ridge® combines the character of natural stone with the proven durability of concrete.



PRODUCT SPECS



- a) Flint Ridge® Small Square - 5 1/2" x 5 1/2"
- b) Flint Ridge® Square - 8 1/4" x 8 1/4"
- c) Flint Ridge® Large Square - 11" x 11"
- d) Flint Ridge® Standard Rectangle - 8 1/4" x 5 1/2"
- e) Flint Ridge® Large Rectangle - 11" x 8 1/4"
- f) Flint Ridge® Jumbo Rectangle - 16 1/2" x 11"

All Flint Ridge® pavers are 2 3/4" thick

COLORS



Canyon Creek Blend

Earth Blend

Flagstone Blend

BANDING AND ACCENTS



Vintage Flat Top Charcoal
(Standard Rectangle Only)




VINTAGE FLINT RIDGE®

Vintage Flint Ridge® pavers offer the same slate-top textures in various sizes as the Flint Ridge®, but with tumbled corners, for a more weathered appearance. Colors appear more muted and compliment our other weathered products.



DesignPAVE®

PRODUCT SPECS



- a) **Vintage Flint Ridge® Small Square** - 5 1/2" x 5 1/2"
- b) **Vintage Flint Ridge® Square** - 8 1/4" x 8 1/4"
- c) **Vintage Flint Ridge® Large Square** - 11" x 11"
- d) **Vintage Flint Ridge® Standard Rectangle** - 8 1/4" x 5 1/2"
- e) **Vintage Flint Ridge® Large Rectangle** - 11" x 8 1/4"
- f) **Vintage Flint Ridge® Jumbo Rectangle** - 16 1/2" x 11"

All Flint Ridge® pavers are 2 3/4" thick

COLORS



Vintage Canyon Creek Blend Vintage Earth Blend Vintage Flagstone Blend

BANDING AND ACCENTS



Vintage Flat Top Charcoal
(Standard Rectangle Only)


Vintage Flagstone Blend



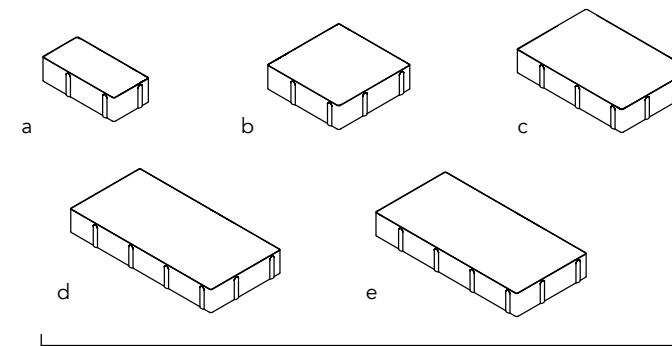
NEW
FOR
2016

TRANQUILITY

Tranquility pavers evoke crisp, clean lines that are reminiscent of cut Mosaic tile. Their subtly textured face-mix appearance and non-slip surface lends a contemporary feel.



PRODUCT SPECS



- a) Tranquility A - 9¹/₄" x 4⁵/₈"
- b) Tranquility B - 9¹/₄" x 9¹/₄"
- c) Tranquility C - 14" x 9³/₄"
- d) Tranquility D - 14" x 14"
- e) Tranquility E - 18¹/₄" x 9³/₄"

All Tranquility pavers are 2³/₄" thick

All Tranquility pavers sold by layer or cube, not by piece.

Packaged Together

COLORS



Haven



Oasis



Serenity



Timeless



NEW
FOR
2016

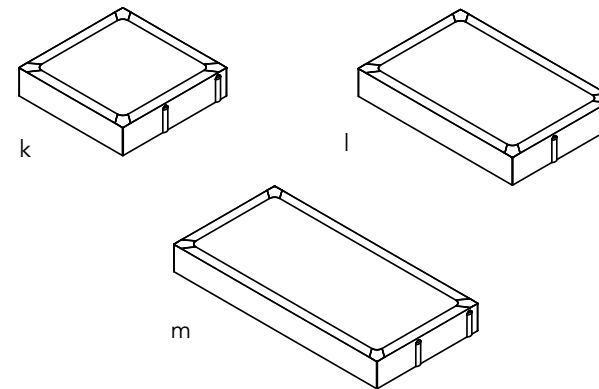
GRAND MILESTONE

Long linear pavers almost appear as planks with our Grand Milestone™ collection. This face-mix paver offer stunning color blends and high durability.

Face-Mix
ColorFast




PRODUCT SPECS



- k) **Grand Milestone K** - 11⁵/₈" x 11⁵/₈"
 - l) **Grand Milestone L** - 11⁵/₈" x 17¹/₂"
 - m) **Grand Milestone M** - 11⁵/₈" x 23¹/₂"
- All Grand Milestone pavers are 2³/₄" thick
All Grand Milestone pavers sold by layer or cube, not by piece.

Packaged Together

COLORS



Haven



Oasis



Serenity



Timeless

NEW
FOR
2016

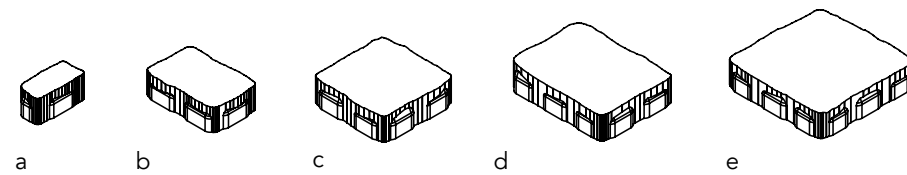
LIFESTYLE

The Lifestyle paver creates the look of a jumbo paver with large joints. This face mix paver collection creates a signature design that expresses your tastes, personality, and style.

Face-Mix
ColorFast



PRODUCT SPECS



- a) Lifestyle A - 5¹⁵/₁₆" x 2¹⁵/₁₆"
- b) Lifestyle B - 5¹⁵/₁₆" x 8⁷/₈"
- c) Lifestyle C - 8⁷/₈" x 8⁷/₈"
- d) Lifestyle D - 8⁷/₈" x 11¹⁵/₁₆"
- e) Lifestyle E - 11¹⁵/₁₆" x 11¹⁵/₁₆"

Packaged Together

All Lifestyle pavers are 2³/₄" thick
All Lifestyle pavers sold by layer or cube, not by piece.

COLORS



Haven



Oasis



Serenity



Timeless



Haven

NEW
FOR
2016

GRAND LIFESTYLE

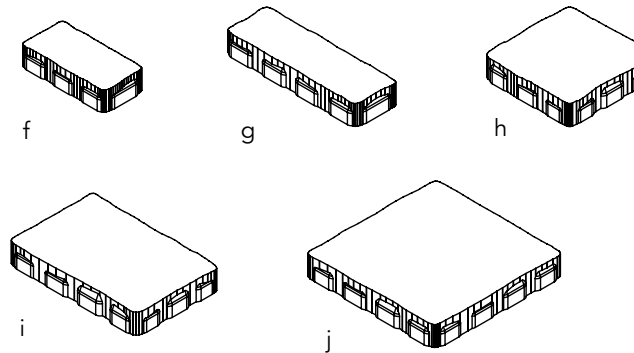
Larger scaled than the Lifestyle Paver, the Grand Lifestyle is a more refined look with smaller joints and a more classic appearance.

Face-Mix
ColorFast

COUNTY
MATERIALS CORPORATION



PRODUCT SPECS



- f) **Grand Lifestyle F** - 5¹⁵/₁₆" x 11¹⁵/₁₆"
- g) **Grand Lifestyle G** - 5¹⁵/₁₆" x 17¹⁵/₁₆"
- h) **Grand Lifestyle H** - 11¹⁵/₁₆" x 11¹⁵/₁₆"
- i) **Grand Lifestyle I** - 11¹⁵/₁₆" x 17¹⁵/₁₆"
- j) **Grand Lifestyle J** - 17¹⁵/₁₆" x 17¹⁵/₁₆"

All Grand Lifestyle pavers are 2³/₄" thick

All Grand Lifestyle pavers sold by layer or cube, not by piece.

Packaged Together

COLORS



Haven



Oasis



Serenity



Timeless

NEW
FOR
2016

DESTINATION

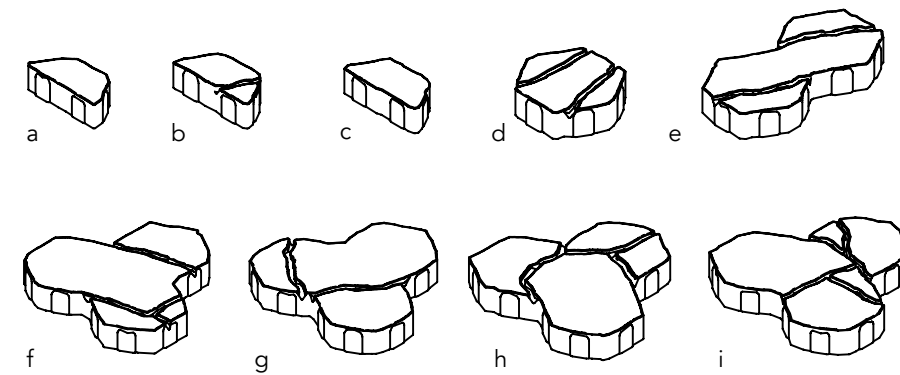
The flagstone aesthetics of Destination® face-mix pavers impart rustic charm and natural beauty to any project. With their carefully crafted proportions and dimensions, Destination Pavers afford unlimited design freedom so you aren't restricted to follow a set installation pattern.

Face-Mix
ColorFast



COUNTY
MATERIALS CORPORATION

PRODUCT SPECS



- a) **Destination A** - 3 1/8" H (D & L Vary)
- b) **Destination B** - 3 1/8" H (D & L Vary)
- c) **Destination C** - 3 1/8" H (D & L Vary)
- d) **Destination D** - 3 1/8" H (D & L Vary)
- e) **Destination E** - 3 1/8" H (D & L Vary)
- f) **Destination F** - 3 1/8" H (D & L Vary)
- g) **Destination G** - 3 1/8" H (D & L Vary)
- h) **Destination H** - 3 1/8" H (D & L Vary)
- i) **Destination I** - 3 1/8" H (D & L Vary)

All Destination pavers are 3 1/8" thick
All Destination pavers sold by layer or cube, not by piece.

Packaged Together

COLORS



Haven

Oasis

Serenity

Timeless



Serenity



NEW FOR 2016

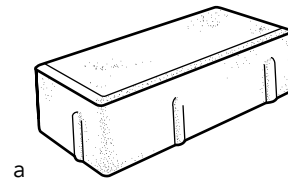
UNITY

The “jack of all trades” the face-mix Unity® paver can be installed alone for a classic, tailored look or used as accents or edging stones. Manufactured in a herringbone pattern to accommodate mechanical equipment for efficient machine laid applications.



Reflection
(Shown as border paver)

PRODUCT SPECS



a

a) **Unity Paver** - 4" x 8"
All Unity pavers are 2³/₄" thick

Stocked in Rough Texture only

Other textures available as special order are:
Hammered, Smooth, and Tumbled

COLORS Shown in Rough Texture



Homecoming



Reflection



Vision




BULLNOSE PAVERS

Bullnose Pavers give added dimension to any wall, step or patio application when an overhang is desired. The bullnose edge provides a smooth rounded edge that creates a slight shadow line that is the finishing detail in many applications. Bullnose Pavers are available in Single or Double Bullnose, Non-Tumbled or Vintage and are ideal for pool applications, outdoor kitchen bar areas, and wall applications.



DesignPAVE®

PRODUCT SPECS



- a) **Single Bullnose** – 6" X 12"
- b) **Vintage Single Bullnose** – 6" X 12"
- c) **Double Bullnose** – 6" X 12"
- d) **Vintage Double Bullnose** – 6" X 12"

All Bullnose pavers are 2³/₄" thick

COLORS



Brown

Canyon Creek Blend

Charcoal

Desert Sand Blend

Earth Blend

Flagstone Blend

Double Bullnose
Charcoal



ROSETTA® GRAND FLAGSTONE


Large natural flagstones have been a highly sought-after material for patios and walkways for generations. Rosetta® Grand Flagstone maintains the attractive texture and scale of large natural flagstone, but compared to natural flagstone, can be laid in an easy-to-install pattern. Additionally, the unit thicknesses are consistent, making for a comfortable, quality finished installation.



PRODUCT SPECS


Rosetta® Grand Flagstone*

Dimensions - All Grand Flagstone are 1 3/4" thick



All Grand Flagstone sold by layer or cube, not by piece.

COLORS



Cuyahoga Blend

Scioto Blend

Due to variations in printing, color selections should always be chosen from actual product samples. Textured pavers require a buffer between the plate compactor and paver surface to prevent scuffing. * Not available in PA & MI.



ROSETTA® DIMENSIONAL FLAGSTONE

Rosetta® Dimensional Flagstone mimics an authentic, slate texture using six unique shapes and various stone textures. It's the perfect choice for walkways and elegant patios that require consistent dimensions and a more formal, sophisticated look.




DesignPAVE®

PRODUCT SPECS

- a) Rosetta® Dimensional Flagstone* - 6" x 12"
- b) Rosetta® Dimensional Flagstone* - 12" x 12"
- c) Rosetta® Dimensional Flagstone* - 12" x 18"
- d) Rosetta® Dimensional Flagstone* - 18" x 18"
- e) Rosetta® Dimensional Flagstone* - 18" x 24"
- f) Rosetta® Dimensional Flagstone* - 24" x 24"

All Dimensional Flagstone are 2" thick
 All Dimensional Flagstone sold by layer or cube, not by piece



a

b

c

d

e

f

_____ Packaged Together _____

COLORS



Bluestone Blend

Cuyahoga Blend

Scioto Blend

Due to variations in printing, color selections should always be chosen from actual product samples. Textured pavers require a buffer between the plate compactor and paver surface to prevent scuffing.
 * Not available in PA & MI.




BANAS STONES[®]

Add a sense of class with authentic sandstone products. Best suited for the most exquisite designs where a random and square cut appearance is desired. Add a clean limestone border that is generally smooth in appearance with occasional raven patches to help complete the design.



DesignPAVE[®]


PRODUCT SPECS



- a) Banas Stone Sandstone - 11.81" x 23.62"
- b) Banas Stone Sandstone - 17.72" x 23.62"
- c) Banas Stone Sandstone - 23.62" x 23.62"
- d) Banas Stone Sandstone - 23.62" x 35.43"
- e) Banas Stone Limestone - 11.81" x 23.62"

Banas Stone pavers are 1" thick

SANDSTONE COLORS



Bronte

Flint

Fossil

LIMESTONE COLORS



Kota Black




Lavender

Slate Grey

BANAS STONES® ACCESSORIES

Complete your sandstone paver project with accessories that add that final touch. Pool and wall copings, steps, curbs, pier caps, jumbo slabs, and circles are all available to complete your natural stone project.



Banas Pier Cap



Banas Jumbo Slab



Banas Curbing



Banas Slab



Banas Stones Accessories are special order only

Banas Steps




Banas Wall Stone



TRAVERTINE

Our select-cut travertine offers an upscale appearance that instantly welcomes and defines your space. These multi-shape tiles give you a random pattern that adds visual interest. Border with a contrasting travertine or tumbled paver to add additional dimension to the space. Select-cut travertine is perfect for climates that experience freeze-thaw cycles.



PRODUCT SPECS



- a) **Travertine Small Square** - 8" x 8"
- b) **Travertine Small Rectangle** - 8" x 16"
- c) **Travertine Large Square** - 16" x 16"
- d) **Travertine Large Rectangle** - 16" x 24"
- e) **Travertine Bullnose** - 12" x 24"

Travertine pavers are 1 1/4" thick
Bullnose units are special order

COLORS



Classic Ivory

Noche

Tuscany

Walnut



IRONWOOD PORCELAIN


Wood-grain tiles give a clean, modern appearance to your outdoor space. Changing the direction of wood grain creates a basket weave appearance adding visual interest.



PRODUCT SPECS



a



b

a) **Ironwood Rectangle** - 9" x 36"

b) **Ironwood Large Square** - 24" x 24"


Ironwood pavers are 20mm thick

A 4mm or 5mm joint is required for outdoor porcelain applications

COLORS



Abeto



Ébano



Fresno



Olivo




QUARCITY PORCELAIN

Create movement and texture with Quarcity tiles. Their subtle surface texture and color richness add a depth of natural appeal.



PRODUCT SPECS



a

a) **Quarcity Large Square** - 24" x 24"


Quarcity pavers are 20mm thick

A 4mm or 5mm joint is required for outdoor porcelain applications

COLORS



Beige



Grafito



Gris




Midnight




SILEX PORCELAIN

Marbled in appearance, the Silex tiles are a smooth, clean tile that has a warm inviting appeal.



PRODUCT SPECS



a

a) **Silex Large Square** - 24" x 24"

Silex pavers are 20mm thick

A 4mm or 5mm joint is required for outdoor porcelain applications

COLORS



Gris



Tabaco

ECO PAVERS

TURFSTONE®

RENEWABLE PAVERS

H₂O PRO PAVERS

LET'S GO
GREEN



TURFSTONE[®], RENEWABLE PAVERS, & H₂O PRO PAVERS

Being green is easy with our line of eco-friendly permeable pavers. All our permeable pavers feature large joints that allow for excellent water drainage.



TURFSTONE[®]



a

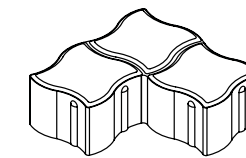
a) Turfstone[®] Permeable Paver - 15⁵/₈" x 23⁵/₈" x 3¹/₈"

RENEWABLE PAVERS



a

a) Renewable Paver - 8⁵/₈" x 8⁵/₈" x 3¹/₈"



Sandset



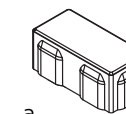
Permeable

H₂O PRO PAVERS

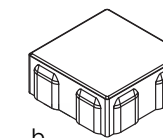


a

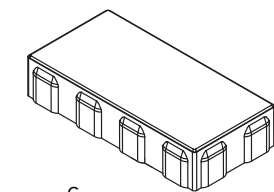
a) H₂O Pro-A - 4" x 8" x 3¹/₈"
b) H₂O Pro-B - 8" x 8" x 3¹/₈"
c) H₂O Pro-C - 8" x 16" x 3¹/₈"



a



b



c



RETAINING WALLS

- ROSETTA® BELVEDERE WALL
 - ROSETTA® DIMENSIONAL WALL
 - ROSETTA® KODAH WALL
 - ROSETTA® DIMENSIONAL COPING
 - ROSETTA® OUTCROPPING
 - OLENTANGY BLUFF TREAD
 - ROSETTA® STEPS
 - EDINGTON WALL STONE®
 - NON-WEATHERED VERSA-LOK®
 - NON-WEATHERED VERSA-LOK® MOSAIC®
 - WEATHERED VERSA-LOK® MOSAIC®
 - VERSA-LOK® SQUARE FOOT
 - OMEGA RETAINING WALL SYSTEM™
 - GARDEN-STACK™
-

INSPIRING
SPACES



ROSETTA® BELVEDERE

Enhance your landscape with the look of natural stone without the waste or expense. Belvedere incorporates the classic look of stone with a natural texture on both its front and back, making it a perfect choice for freestanding walls or columns. Belvedere is a dimensional system that mimics the Rosetta® Outcropping Collection but scaled proportionately for a residential application.



PRODUCT SPECS



Rosetta® Belvedere® Wall, Corner and Coping -

Wall blocks come in different sizes to create a double sided wall

Rosetta® Belvedere also available in corners and copings.

BELVEDERE FIREPIT

The Belvedere Fire Pit creates a rustic sophistication all its own. The Belvedere Fire Pit has an outside diameter of five feet and a height of fourteen inches. The proportions of the fire pit creates a perfect focal point for any occasion—from intimate gatherings to larger events. The Belvedere Fire Pit blends seamlessly with the entire collection of attractive Rosetta® paver and wall lines.

COLORS



Cuyahoga Blend



Scioto Blend



Rosetta® Belvedere Firepit Pallet -

Each pallet contains all of the 3" and 6" tall pieces and the coping needed to create the fire pit shown above. Outside dimension 60". Fire pit includes black steel ring.



ROSETTA® DIMENSIONAL WALL

The hand-dressed, chiseled texture of Dimensional Wall will truly give your landscape an understated elegance. Garden walls, freestanding walls, columns, and edging are just a few of the many possibilities. Discerning homeowners and design experts are attracted to the formal, yet natural appearance of Dimensional Wall.



PRODUCT SPECS



a

a) Dimensional Wall Straight Block* - 12" x 8" x 4"



b

b) Dimensional Wall Wedge Block* - 12" x 8" x 4"

COLORS



Cuyahoga Blend




Scioto Blend




ROSETTA® KODAH WALL

The Rosetta® Kodah Wall is the perfect mix of rustic and modern. The Wall boasts large scale wall units with linear proportions. Its freshly quarried stone texture compliments a variety of applications.



PRODUCT SPECS



COLORS



Cuyahoga Blend



Scioto Blend

Due to variations in printing, color selections should always be chosen from actual product samples.
* Not available in PA & MI.



ROSETTA[®] DIMENSIONAL COPING

Finish off your wall system with a chiseled, natural stone textured coping. Rosetta[®] Dimensional Coping complements all wall systems and adds the finishing touch to your natural-looking wall.



PRODUCT SPECS

- a) **Standard Coping** - 18" x 12.5" x 2.5"
- b) **Finished End Coping** - 19" x 12.5" x 2.5"
- c) **Long Coping** - 24" x 12.5" x 2.5"



a

Packaged Together



b



c

COLORS



Cuyahoga Blend




Scioto Blend



ROSETTA® OUTCROPPING

Unlock the beauty and nuance of nature itself in your outdoor setting with The Rosetta® Outcropping Wall Collection. Incorporate the classic look of weather-hewn stone and steps in a variety of natural sculpted faces, ranging from 2' to 6' long and 6" to 24" tall in 6" increments. Each piece is made of architectural-grade, precast concrete of the finest quality, the integrity of which will not be compromised by weather's unpredictable elements.



PRODUCT SPECS



a

a) **Rosetta® Outcropping Wall Stone*** - 12" H x 42" L - 600 lbs.
(unit shown is one of a 12 piece modular system)

b) **Rosetta® Outcropping Wall Stone*** - 12" H x 54" L - 1012 lbs.
(unit shown is one of a 12 piece modular system)

Rosetta® Outcropping Wall Stone Corner 6"* - 6" H x 39" L x 27" D - 440 lbs.

Rosetta® Outcropping Wall Stone Corner 12"* - 12" H x 48" L x 30" D - 880 lbs.



b

COLORS



Cuyahoga Blend



Scioto Blend



NEW
SIZES
FOR
2016

OLENTANGY BLUFF TREAD

Combine the character of natural stone with the proven durability of concrete. Our Olentangy Bluff Tread features a smooth-top and random face texture to ensure a natural and unique appearance.



RETAINING WALLS

PRODUCT SPECS



a



b



c

a) **Olentangy Bluff Tread™** -
36" L x 16" D x 6" H (280 lbs.)

b) **Olentangy Bluff Tread™** -
48" L x 16" D x 6" H (381 lbs.)

c) **Olentangy Bluff Tread™** -
60" L x 16" D x 6" H (487 lbs.)

COLORS



Cuyahoga Blend



Scioto Blend



ROSETTA® STEPS

The Rosetta® Step Collection gives you the rugged attractiveness of natural stone but combines it with the safety and comfort of a uniform rise. Rosetta's® Irregular Step is perfect for free-flowing, natural staircases, while Rosetta's® Dimensional Step is ideal for more formal, sophisticated settings. Either product takes your landscape to new heights of beauty and comfort.



RETAINING WALLS

PRODUCT SPECS



- a) Rosetta® Irregular Steps***
 All irregular steps have 7" rise
 42" L x 17" D x 7" H (349 lbs.)
 42" L x 26" D x 7" H (476 lbs.)
 54" L x 22" D x 7" H (458 lbs.)
 48" L x 24" D x 7" H (512 lbs.)
 48" L x 28" D x 7" H (567 lbs.)
 60" L x 24" D x 7" H (600 lbs.)
- b) Rosetta® Dimensional Steps***
 All dimensional steps have 7" rise
 36" L x 18" D x 7" H (375 lbs.)
 48" L x 18" D x 7" H (455 lbs.)
 72" L x 30" D x 7" H (1320 lbs.)

Packaged Together

COLORS



Cuyahoga Blend




Scioto Blend

Due to variations in printing, color selections should always be chosen from actual product samples.
 * Not available in PA & MI.



EDINGTON WALL STONE®

Perfect for the homeowner doing a small decorative wall, or a party-friendly seat wall, our Edington Wall Stone® is an attractive and practical improvement upon nature's finest. It's the look of natural stone with the resilience and durability of our concrete manufacturing process. Edington Wall Stone® requires no mortar and can be used in curved or straight walls, planters, columns and as steps.



PRODUCT SPECS



a



b

a) Edington Wall Stone® - 12" x 8" x 4"

b) Edington Wall Stone® Wedge - 12" x 8" x 4"

COLORS



Canyon Creek Blend



Earth Blend



Flagstone Blend

BANDING AND ACCENTS



Charcoal

EDINGTON® FIRE PIT KIT

Build a fire pit in no time with our Edington® Fire Pit Kit. This kit has an outside diameter of 48" and a height of 12". Kit includes a steel metal ring. Optional precast caps are available for a different look at an additional cost. Great for small fires, roasting marshmallows and hot dogs.



Outside dimension 48"




NON-WEATHERED VERSA-LOK®

When looking for a retaining wall unit that is engineered to retain heavy loads, Versa-Lok's® solid unit durability is the perfect fit. Versa-Lok® is the only solid, true top to bottom pinned system on the market. It's durable, design friendly, and virtually maintenance free attributes handle the harshest conditions.



PRODUCT SPECS



- a) **Versa-Lok®** - 16" (face) x 14" (rear) x 12" D x 6" H
- b) **Smooth Top Versa-Lok®** - 16" (face) x 14" (rear) x 12" D x 6" H
- c) **Rectangular Cap** - 16" (face) x 11⁵/₈" D x 3⁵/₈" H
- d) **Bullnose Cap** - 16" (face) x 11⁵/₈" D x 3⁵/₈" H
- e) **Solid Corner** - 7⁷/₈" (face) x 12" D x 6" H
- f) **Full Return Corner** - 16" (face) x 7⁷/₈" D x 6" H

COLORS



Antique Blend Canyon Creek Blend Charcoal



Chestnut Blend Desert Sand Blend Earth Blend



Flagstone Blend Granite Blend Gray Blend




NON-WEATHERED VERSA-LOK® MOSAIC

Four different segmental retaining wall options: Standard, Accent, Cobble and Mosaic®. Our Non-Weathered Versa-Lok® Mosaic® Retaining walls can create everything from small, four-foot backyard walls to 40-foot serpentine walls. Use the three sizes together to form the Mosaic® System or separate for three unique walls.



PRODUCT SPECS



- a) **Versa-Lok® Non-Weathered Standard** - 16" (face) x 14" (rear) x 12" D x 6" H
- b) **Versa-Lok® Non-Weathered Cobble** - 8" (face) x 12" D x 6" H
- c) **Versa-Lok® Non-Weathered Accent** - 12" (face) x 12" D x 4" H
- d) **Rectangular Cap** - 16" (face) x 11⁵/₈" D x 3⁵/₈" H
- e) **Bullnose Cap** - 16" (face) x 11⁵/₈" D x 3⁵/₈" H
- f) **Solid Corner** - 7⁷/₈" (face) x 12" D x 6" H
- g) **Full Return Corner** - 16" (face) x 7⁷/₈" D x 6" H

COLORS



Canyon Creek Blend



Earth Blend



Flagstone Blend




WEATHERED VERSA-LOK® MOSAIC

Recreate the intimate setting of a quaint European countryside right in your own backyard using Weathered Versa-Lok® Mosaic® Retaining Walls. Marvel at the age-old craftsmanship each and every random-patterned Mosaic® wall exudes. Three unique Versa-Lok® units-Standard, Cobble, and Accent-combine to form a Mosaic® wall that's redolent of another age.



PRODUCT SPECS



- a) **Versa-Lok® Weathered Standard** - 16" (face) x 14" (rear) x 12" D x 6" H
- b) **Weathered Cobble** - 8" (face) x 12" D x 6" H
- c) **Weathered Accent** - 12" (face) x 12" D x 4" H
- d) **Rectangular Cap** - 16" (face) x 11⁵/₈" D x 3⁵/₈" H
- e) **Bullnose Cap** - 16" (face) x 11⁵/₈" D x 3⁵/₈" H
- f) **Solid Corner Unit** - 7⁷/₈" (face) x 12" D x 6" H
- g) **Full Return Corner** - 16" (face) x 7⁷/₈" D x 6" H

COLORS



Canyon Creek Blend



Earth Blend



Flagstone Blend

Flagstone Blend

Due to variations in printing, color selections should always be chosen from actual product samples.



VERSA-LOK® SQUARE FOOT

Square Foot is a premium cored unit that covers a full square foot of wall face economically, making it a low-cost alternative for some commercial applications. Its trapezoidal shape and top-pinning system allow for variable bond construction, accurate alignment, tighter vertical joints and easy installation. Square Foot's unique design enables a near-vertical setback, and its thick face affords greater durability than other cored systems.



PRODUCT SPECS

a) Versa-Lok® Square Foot – 18”(face) x 14”(rear) x 12” D x 8” H



COLORS



Desert Sand Blend



Gray Blend



OMEGA RETAINING WALL SYSTEM™

Value your time and money with the Omega Retaining Wall System™. Using gravel-filled cores, these 8" tall units save you both material and labor costs by installing quickly and efficiently. And when engineered to include reinforcement, the Omega Retaining Wall System™ can be designed for applications of varying heights.



PRODUCT SPECS



a

a) **Omega Wall Tri-Split Face Unit**
Dimensions: 8" H x 18" W x 12" D

COLORS




Earth Blend



Flagstone Blend



Gray Blend




GARDEN-STACK™ WALL

Garden-Stack™ wall units provide the easiest and most economical way to improve the look of any landscape. Perfect for small retaining walls, terraces, tree rings and planters, you will be pleased with the positive improvements even a small wall can make in your landscape design.



PRODUCT SPECS



a) **Garden-Stack™ Wall** -
12" (face) x 9" (rear) x 9"D x 4"H

b) **Garden-Stack™ Tri-Split Wall** -
12" (face) x 8" (rear) x 4"H

Rear lip for easy alignment and proper set back

GARDEN-STACK WALL COLORS



Antique Blend



Earth Blend



Flagstone Blend

GARDEN-STACK TRI-SPLIT WALL COLORS



Buff Blend



Gray Blend

KITS



EDINGTON® FIREPLACE KIT



COLOR OPTION 1



Canyon Creek Blend Edingtons



Canyon Creek Blend Vintage Washingtons



Cuyahoga Blend Mantle

COLOR OPTION 3



Flagstone Blend Edingtons



Flagstone Blend Vintage Washingtons



Scioto Blend Mantle

COLOR OPTION 2



Earth Blend Edingtons



Earth Blend Vintage Washingtons



Cuyahoga Blend Mantle

OVERALL DIMENSIONS
98" H x 60" W x 52" D

BELVEDERE FIRE PIT KIT



The Belvedere Fire Pit creates a rustic sophistication all its own. The Belvedere Fire Pit has a diameter of approximately five feet and a height of fourteen inches, the proportions of the fire pit creates a perfect focal point for any occasion—from intimate gathers to larger events. The Belvedere Fire Pit blends seamlessly with the entire collection of attractive Rosetta® paver and wall lines. Kit includes steel metal ring.

OVERALL DIMENSIONS
14" H x 60" Dia.

BELVEDERE COLORS



Cuyahoga Blend



Scioto Blend

EDINGTON® GRILL KIT

Ideal for advanced installers that would like to create a professional outdoor grilling station. Constructed from our popular Edington Wall Stone units, this kit allows you to drop in the included grill, for a clean and professional grill station. The kit is large enough to both cook and entertain guests at.



OVERALL DIMENSIONS
38" H x 102" W x 32" D

KIT COMPONENTS

- 1 Three-Burner Built-In Grill
- Grill Doors
- 190 Edington Wall Stone Units
- 1 Precast Counter Top
- 1 Case of Paver Bond
- 1 Steel Lintel 40"

EDINGTON COLORS



Canyon Creek Blend



Earth Blend



Flagstone Blend

EDINGTON® FIRE PIT KIT

Build a fire pit in no time with our Edington Fire Pit Kit. Place base units on 4-6" of prepared compacted base and adhere units as you construct. Great for small fires, roasting marshmallows and hot dogs.



OVERALL DIMENSIONS
12" H x 48" Dia.

KIT COMPONENTS

- 39 Edington Wall Stone Wedge Units
- 3 - 10 oz. Tubes of Paver Bond
- Steel Ring
- Optional Grill Grate
- Optional Precast Rockface Caps

EDINGTON COLORS



Canyon Creek Blend




Earth Blend



Flagstone Blend

PRECAST ROCKFACE CAP COLORS



Cuyahoga Blend



Scioto Blend

KITS



EDINGTON PUB TABLE KIT

Add additional entertaining space with our Pub Table Kit. The large table top allows plenty of room to enjoy drinks or a snack. The bottom foot rest is great for propping up your feet. We've chosen to stock six of our Edington Wall Stone colors to complement your outdoor living space!



KIT COMPONENTS

- 36 Edington Wall Stone pieces - stocked kit colors below
- 1-42" Table Top with 2" hole
- 1-28" Foot Rest with 2" hole - Both pieces 3" thick - The 2" hole fits standard umbrella (not incl.)
- 2-10 oz. Tubes of Paver Bond
- Optional 42" Round Table Top with 2" hole (non stock)

EDINGTON COLORS



Canyon Creek Blend



Earth Blend



Flagstone Blend

PRECAST TABLE TOP COLORS



Cuyahoga Blend



Scioto Blend

EDINGTON® WATER FEATURE KIT

Add the calming sound of water to your outdoor space by using the Edington Water Feature Kit. Flanked by two planter columns, the water feature is constructed from our Edington Wall Stone units to compliment your corresponding Edington walls.



KIT COMPONENTS

- 149 Edington Standard Units
- 40 Edington Wedge Units
- 1-24" Colorfalls Kit
- 4-10 oz. Tubes of Paver Bond

OVERALL DIMENSIONS

3' H x 8' W x 4'6" D

EDINGTON COLORS



Canyon Creek Blend



Earth Blend



Flagstone Blend

FireRock® is a simple way to build a high-end, all masonry outdoor fireplace and chimney. This smartly designed system installs in a matter of hours for less than half the cost of a traditional brick and mortar fireplace. And it enhances the value of any outdoor living space.

Ask about our Stratford Stone® Veneer Stone



Rustic LedgeStone Chateau

FIREROCK® MASONRY FIREPLACE SYSTEMS

QUICK INSTALLATION



Set base plate on non-combustible foundation.



Place centerbacks along rear of base plate and build smoke chamber.

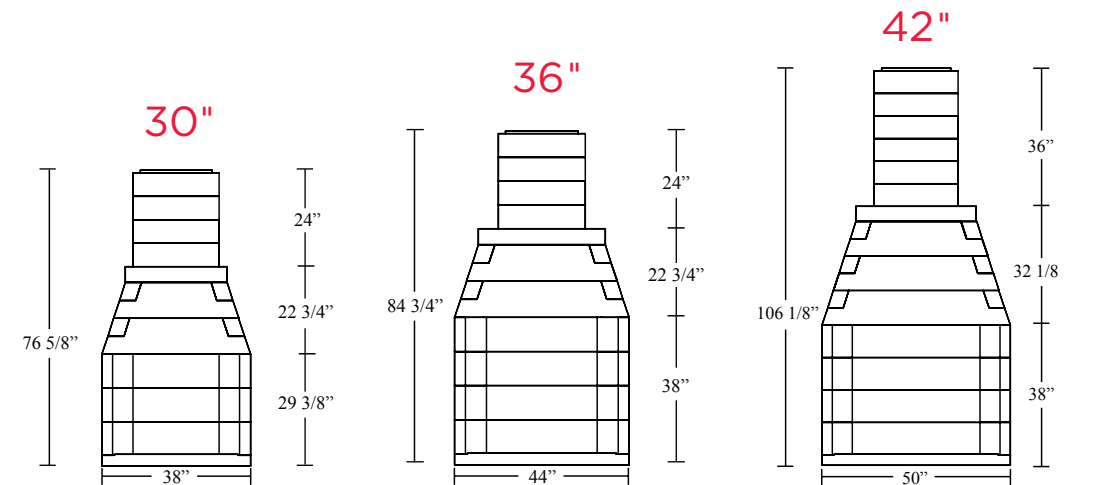


Install firebrick and fireplace is complete.

Model	Overall Height	Overall Depth	Overall Width	Overall Diameter	Firebox Opening Height	Smoke Chamber Height	Weight in Pounds
30" Outdoor Fireplace	76.63"	28.5"	38"	n/a	29.38"	23"	1900
36" Outdoor Fireplace	84.75"	28.5"	44"	n/a	38"	23"	2100
42" Outdoor Fireplace	106.13"	28.5"	50"	n/a	38"	32.5"	2600
36" Arched Front Outdoor Fireplace	84.75"	28.5"	44"	n/a	34"*	23"	2160
42" Arched Front Outdoor Fireplace	106.13"	28.5"	50"	n/a	34"*	32.5"	2670

*Measurement at top of arch.

** Height Extension Kit adds 6 inches to overall height. The kit also adds 320-1512 lbs depending on the width of the FireRock.



COLUMN CAPS



Rockface Column Cap



Rockface Column Cap



Edington Column Cap

STOCKED ROCKFACE CAP SIZES

- 24" x 24" x 2"
- 24" x 24" x 3"
- 28" x 28" x 2"
- 28" x 28" x 3"

ROCKFACE COLUMN CAPS COLORS



Cuyahoga Blend



Scioto Blend



Rosetta® Belvedere Column Cap

FIRE PIT PHOTOS



Belvedere Fire Pit



Dimensional Wall Fire Pit



Edington Fire Pit



Belvedere Fire Pit



Edington Fire Pit



Belvedere Fire Pit

SEALERS, CLEANERS & ADHESIVES



Joint sand stabilizing sealers perform two tasks at once. The sealer stabilizes the sand in the joints to prevent sand loss and to help retard weed growth. Sealer also provides the pavement with an even coverage of protection to seal the pavers making cleaning of any stains quick and easy. Depending on the application you can expect 3-5 years for patios and walkways from just one application and 2-3 years for driveways.



SB-1300
JOINT SAND
STABILIZING SEALER

SB1300 is a dual purpose "Matte Finish" joint stabilizing sealer. Ideal for patio's, walkways and driveways. Can be used for both residential and commercial applications. Apply liberally with a sprayer and squeegee excess material into sand joints.



SB-7700
JOINT SAND
STABILIZING SEALER

SB7700 is a dual purpose "Semi-Gloss" joint stabilizing enhancing sealer. Ideal for patio's walkways and driveways. Can be used for both residential and commercial applications. Apply liberally with a sprayer and squeegee excess material into sand joints.



SB-4000
WATER REPELLING
INVISIBLE SEALER

Prevents water penetration and provides an invisible finish on concrete, pavers and walls. Can be used for both residential and commercial applications. Apply with a low pressure sprayer and backroll. Second coat may be desired on newer or more porous substrates.



SB-5000
STAIN BLOCKING
INVISIBLE SEALER

Stainblocking invisible sealer. A durable sealer that protects against water, oil, food and other stains on pavers. Ideal for driveways and patio areas. Can be used for both residential and commercial applications. Apply with a sprayer and back-roll to assure even coverage.



SB-8700
WET LOOK JOINT
STABILIZING SEALER

SB-8700 will seal and enhance the beauty of new and old concrete, masonry and related surfaces. In addition, SB-8700 will stabilize the joint sand creating a long lasting hardened joint. It is ideal for Interlocking concrete pavers, stamped concrete, or masonry surfaces giving them an enhanced, wet look, glossy finish. SB-8700 is the perfect product to restore the look and elegance of old/tired pavers. Also works on limestone, sandstone, clay and natural stones.



SB-6000
WATER BASE
WET LOOK SEALER

Seals and enhances the beauty of new and old pavers, concrete and other masonry surfaces. This product gives you the "Wet Look". Pavers must be cleaned first and allowed to thoroughly dry before sealing. Can be used for both residential and commercial applications. SB6000 is designed for a two-coat application. Apply with a sprayer and back-roll to assure even coverage. Second coat should be applied as soon as the first coat has dried.



SB-488
EFFLORESCENCE &
RUST REMOVER

Uses include concrete pavers, concrete and retaining walls. Can also be used on manufactured and natural stone and tile. Dissolves chemical deposits, removes hard water stains, efflorescence and rust. Does not include muriatic acid. Clean Rinse Technology allows residue to be quickly removed. Use at full strength.



SB-442
GENERAL
STAIN REMOVER

Uses include concrete pavers, concrete and retaining walls. Can also be used on manufactured and natural stone and tile. General purpose cleaner that removes motor oil, food and beverage stains. Clean Rinse Technology allows residue to be quickly removed. Follow instruction on container for proper application.

SB-10
PAVER BOND® ADHESIVE

Used on Retaining Wall caps, treads and pavers. SB10 is a quick curing, high strength, construction adhesive. Water resistant and freeze thaw stable. Adheres to wet and frozen surfaces. Available in 10 oz and 28 oz tubes. Surface must be free of dirt, dust and oil to ensure proper bonding.



BERLIN GARDENS® STRUCTURES & FURNITURE

There's a growing trend towards outdoor living... extending your home beyond the confines of four walls expanding your living space to embrace the beauty and tranquility of nature. It no longer means a few folding chairs, a picnic table and grill. It means bringing all the comforts of indoor living to the outdoors. Creating an outdoor sanctuary has never been easier. Berlin Gardens line of vinyl pergolas are cut with extreme accuracy using computerized machines. Expert craftsmen hand select wood pieces which are then cut, routed and hand sanded for their wood and cedar pergolas. The final result is a finely crafted, American-made pergola that will remain strong and beautiful for many years to come. All pergolas, gazebos, pavilions and furniture sold by Oberfields are special-order products.



Furniture



Vinyl Pergola



Pavilion with Metal Roof



Furniture



Pavilion with Shingle Roof

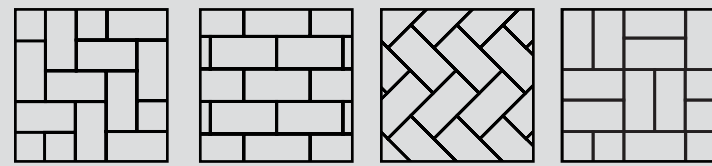


Cedar Pergola




Pavilion with Metal Roof

MONROE® PAVERS & UNITY PAVERS



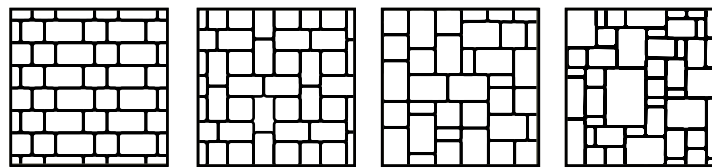
90° Herringbone Running Bond 45° Herringbone Basketweave

WASHINGTON® & VINTAGE WASHINGTON PAVERS



Muster D 40% Wash. 14 60% Wash. 21 Muster K 28% Wash. 14 72% Wash. 21 Running Bond 10, 14, or 21

VINTAGE BELHAVEN® PAVERS



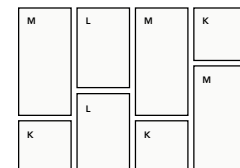
Muster D 40% Small Sq. 60% Standard Rec. Muster K 28% Small Sq. 72% Standard Rec. 3 Piece Random* 51% Standard Rec. 11% Small Rec. 38% Small Sq. 6 Piece Random* 29% Jumbo Rec. 17% Large Rec. 18% Standard Rec. 7% Small Rec. 18% Large Sq. 11% Small Sq.

TRANQUILITY PAVERS



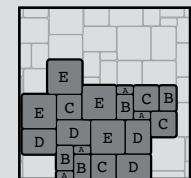
Pattern 1 Pattern 2

GRAND MILESTONE PAVERS



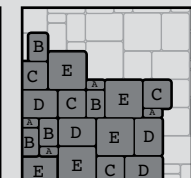
Running Bond

LIFESTYLE PAVERS

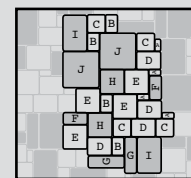


Pattern 1

GRAND LIFESTYLE PAVERS



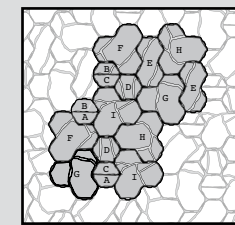
Pattern 2



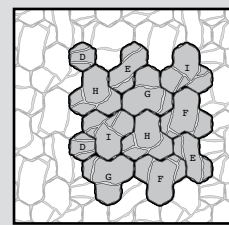
Pattern 1

Pattern 2 Combination Lifestyle & Grand Lifestyle

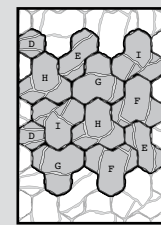
DESTINATION PAVERS



Pattern 1

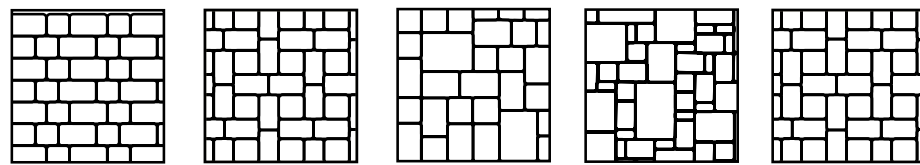


Pattern 2



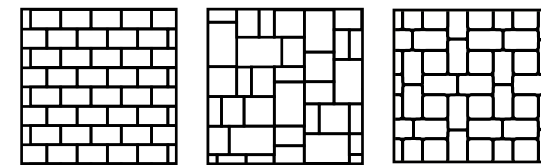
Sidewalk Pattern

FLINT RIDGE® & VINTAGE FLINT RIDGE PAVERS



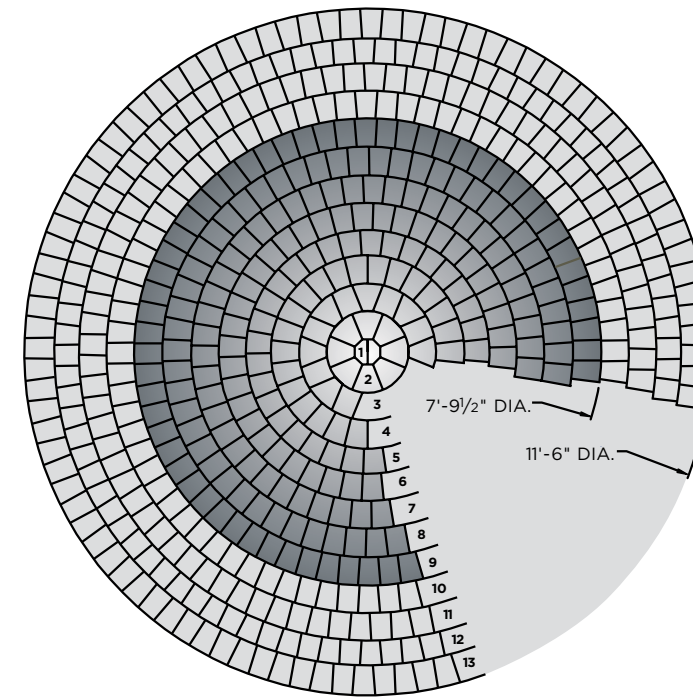
Muster D 40% Small Sq. 60% Standard Rec. Muster K 28% Small Sq. 72% Standard Rec. 3 Piece Random* 21% Large Rec. 46% Standard Rec. 33% Small Sq. 6 Piece Random* 29% Jumbo Rec. 17% Large Rec. 18% Standard Rec. 7% Square 18% Large Sq. 11% Small Sq. Jumbo Muster K 28% Large Sq. 72% Jumbo Rec.

BANAS STONES® PAVERS



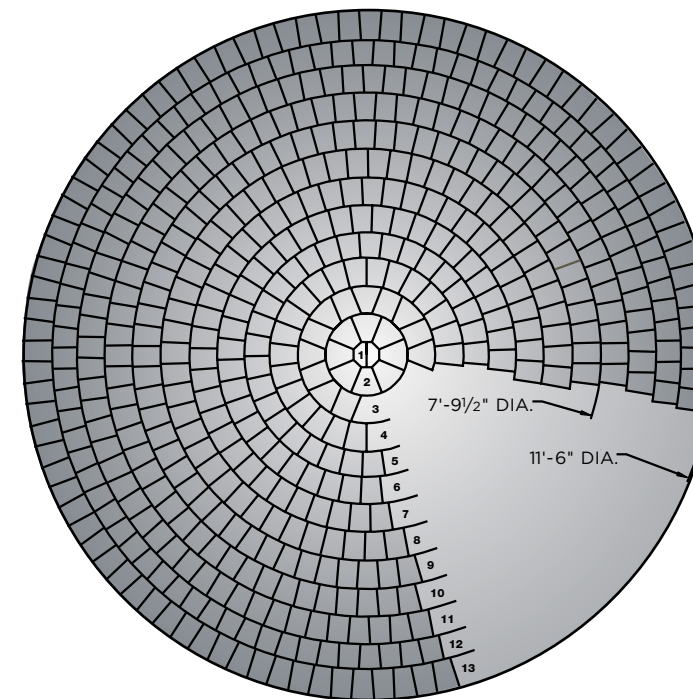
Running Bond 11.81" x 23.62", 17.72" x 23.62", or 23.62" x 35.43" 4 Piece Random 25% 11.81" x 23.62" 30% 17.72" x 23.62" 25% 23.62" x 35.43" 20% 23.62" x 23.62" Jumbo Muster K 28% Large Sq. 72% Jumbo Rec.

WASHINGTON CIRCLE® PAVERS DIAGRAM



	Row	Circle Dia.	Installation Pattern	Paver Description - Washington® Series
First Circle Pack	1	5 1/2"	Single	2-Washington Circle Center
	2	16 1/2"	Single	8-Washington Large Circle
	3	27 1/2"	Alternate	8-Washington Large Circle & 8-Washington
	4	38 1/2"	Single	26-Washington Small Circle
	5	49 1/2"	Single	33-Washington Small Circle
	6	60 1/2"	Single	42-Washington Small Circle
	7	71 1/2"	Alternate	25-Washington Small Circle & 25-Washington 10
	8	82 1/2"	Alternate	29-Washington Small Circle & 29-Washington 10
	9	93 1/2"	Alternate	34-Washington Small Circle & 34-Washington 10
Second Circle Pack	10	104 1/2"	Alternate	38-Washington Small Circle & 38-Washington 10
	11	115 1/2"	Alternate	42-Washington Small Circle & 42-Washington 10
	12	127"	Alternate	46-Washington Small Circle & 46-Washington 10
	13	138"	Alternate	50-Washington Small Circle & 50-Washington 10
Additional Pieces	14 & Up		Single	(As Needed) Washington 10 (81 pcs or 12.78 ft ² per pallet band)
Notes	Number of units per row is an approximate based on installation. Due to the complex shapes of the pieces in a circle, there will be some extra pieces not used for standard installation. As shown above, additional pieces may be needed for diameters large than 8' Oberfields Edington Wedge Firepit Kits fits at 5th row, for installation, omit rows 1-5			

BELHAVEN CIRCLE® PAVERS DIAGRAM (SPECIAL ORDER ONLY)



	Row	Circle Dia.	Installation Pattern	Paver Description - Belhaven® Series
Circle Pack	1	5 1/2"	Single	1-Belhaven Circle Center
	2	16 1/2"	Single	8-Belhaven Large Circle
	3	27 1/2"	Alternate	8-Belhaven Large Circle & 8-Belhaven Rectangle Paver
	4	38 1/2"	Single	26-Belhaven Small Circle
	5	49 1/2"	Single	33-Belhaven Small Circle
	6	60 1/2"	Single	42-Belhaven Small Circle
	7	71 1/2"	Alternate	25-Belhaven Small Circle & 25-Belhaven Rectangle Paver
	8	82 1/2"	Alternate	29-Belhaven Small Circle & 29-Belhaven Rectangle Paver
	9	93 1/2"	Alternate	34-Belhaven Small Circle & 34-Belhaven Rectangle Paver
	10	104 1/2"	Alternate	38-Belhaven Small Circle & 38-Belhaven Rectangle Paver
	11	115 1/2"	Alternate	42-Belhaven Small Circle & 42-Belhaven Rectangle Paver
	12	127"	Alternate	46-Belhaven Small Circle & 46-Belhaven Rectangle Paver
	13	138"	Alternate	50-Belhaven Small Circle & 50-Belhaven Rectangle Paver
Additional Pieces	14 & Up		Single	(As Needed) Belhaven Small Square Paver
Notes	Number of units per row is an approximate based on installation. Due to the complex shapes of the pieces in a circle, there will be some extra pieces not used for standard installation. Oberfields Edington Wedge Firepit Kit fits at 5th row, for installation, omit rows 1-5. To reach the dimension of 11'6" diameter, some of the required pieces are going to come from the first circle pack.			

MONROE



Antique Blend Autumn Blend Granite Blend

WASHINGTON




Antique Blend Autumn Blend Desert Sand (14's only)

WASHINGTON CIRCLE



Antique Blend Autumn Blend Charcoal

VINTAGE WASHINGTON




Vintage Antique Blend Vintage Charcoal (14's only) Vintage Desert Sand Blend (14's only) Vintage Granite Blend

VINTAGE BELHAVEN CIRCLE




Vintage Canyon Creek Blend Vintage Earth Blend Vintage Flagstone Blend

TRAVERTINE




Gold Silver

SILEX




Arena Grafito

IRONWOOD



Bambú Ciprés

UNITY smooth solid




Dream Homecoming Reflection Reunion



Traditions Vision

UNITY smooth blended



Haven Oasis Serenity Timeless

UNITY tumbled solid




Dream-Tumbled Homecoming-Tumbled Reflection-Tumbled Reunion-Tumbled




Traditions-Tumbled Vision-Tumbled

UNITY tumbled blended



Haven-Tumbled Oasis-Tumbled Serenity-Tumbled Timeless-Tumbled

UNITY hammered




Dream-Hammered Homecoming-Hammered Reflection-Hammered Reunion-Hammered



Vision-Hammered

RENEWABLE solids



Dream Homecoming Reflection Reunion




Traditions Vision

RENEWABLE blended




Haven Oasis Serenity Timeless

H2O PRO solids



Reflection Vision

H2O PRO blended



Haven Oasis Serenity Timeless

EDINGTON WALL STONE



Autumn Fieldstone Quarrystone Sierrastone

NON-WEATHERED VERSA-LOK



Brown

NON-WEATHERED VERSA-LOK MOSAIC



Chestnut Blend Granite Blend

WEATHERED VERSA-LOK MOSAIC



Chestnut Blend Granite Blend

OMEGA WALL



Canyon Creek Blend

OUTCROPPING



Hidden Pines Blend Mahoning Blend

PAVER PACKAGING REFERENCE GUIDE

PAVER PRODUCTS	STOCKED	NOMINAL DIMENSIONS	DIMENSIONS	WEIGHT PER SQ. FT.	UNITS PER SQ. FT.	UNITS PER BAND	UNITS PER CUBE	WEIGHT PER CUBE	SQ. FT. PER UNIT	SQ. FT. PER BAND	SQ. FT. PER CUBE	COLORS STOCKED
Monroe®	X	4" x 8" x 2 3/8"	100 mm x 200 mm x 60 mm	27.6	4.7	81	486	2843	0.21	17.17	103	Brown, Canyon Creek, Charcoal, Earth, Flagstone
Monroe® 8cm		4" x 8" x 3 1/8"	100 mm x 200 mm x 80 mm	36.8	4.7	63	378	2944	0.21	13.23	80	Non-Stock
Washington® 10	X	4 1/8" x 5 1/2" x 2 3/8"	105 mm x 140 mm x 60 mm	27.6	6.34	80	640	2788	0.16	12.61	101	Canyon Creek, Charcoal, Desert Sand, Earth, Flagstone, Granite
Washington® 14	X	5 1/2" x 5 1/2" x 2 3/8"	140 mm x 140 mm x 60 mm	27.6	4.76	60	480	2760	0.21	12.50	100	Canyon Creek, Charcoal, Earth, Flagstone, Granite
Washington® 21	X	5 1/2" x 8 1/4" x 2 3/8"	140 mm x 210 mm x 60 mm	27.6	3.17	54	324	2815	0.32	17.00	102	Canyon Creek, Charcoal, Desert Sand, Earth, Flagstone, Granite
Washington® 21 8cm		5 1/2" x 8 1/4" x 3 1/8"	140 mm x 210 mm x 80 mm	36.8	3.17	42	252	2944	0.32	13.44	80	Non-Stock
Washington® Circle	X	Circle Center, Small Circle Paver, Large Circle Paver	N/A	27.6	N/A	N/A	318	1380	Varies	N/A	50	Canyon Creek, Earth, Flagstone, Granite
Vintage Washington® 10	X	4 1/8" x 5 1/2" x 2 3/8"	105 mm x 140 mm x 60 mm	27.6	6.34	80	640	2788	0.16	12.61	101	Canyon Creek, Charcoal, Desert Sand, Earth, Flagstone
Vintage Washington® 14	X	5 1/2" x 5 1/2" x 2 3/8"	140 mm x 140 mm x 60 mm	27.6	4.76	60	480	2760	0.21	12.50	100	Canyon Creek, Earth, Flagstone
Vintage Washington® 21	X	5 1/2" x 8 1/4" x 2 3/8"	140 mm x 210 mm x 60 mm	27.6	3.17	54	324	2815	0.32	17.00	102	Canyon Creek, Charcoal, Desert Sand, Earth, Flagstone
Vintage Washington® 21 8cm		5 1/2" x 8 1/4" x 3 1/8"	140 mm x 210 mm x 80 mm	36.8	3.17	42	252	2944	0.32	13.44	80	Non-Stock
Vintage Washington® Circle	X	Circle Center, Small Circle Paver, Large Circle Paver	N/A	27.6	N/A	N/A	318	1380	Varies	N/A	50	Canyon Creek, Earth, Flagstone
Vintage Belhaven® Small Square	X	5 1/2" x 5 1/2" x 2 3/4"	140 mm x 140 mm x 70 mm	32.0	4.76	48	384	2592	0.21	10.08	81	Canyon Creek, Earth, Flagstone
Vintage Belhaven® Square	X	8 1/4" x 8 1/4" x 2 3/4"	210 mm x 210 mm x 70 mm	32.0	2.35	36	216	2815	0.43	17.00	92	Canyon Creek, Earth, Flagstone
Vintage Belhaven® Large Square	X	11" x 11" x 2 3/4"	280 mm x 280 mm x 70 mm	32.0	1.19	24	96	2592	0.84	20.16	81	Canyon Creek, Earth, Flagstone
Vintage Belhaven® Small Rectangle	X	5 1/2" x 2 3/4" x 2 3/4"	140 mm x 70 mm x 70 mm	32.0	9.52	96	768	2592	0.11	10.56	81	Canyon Creek, Earth, Flagstone
Vintage Belhaven® Standard Rectangle	X	8 1/4" x 5 1/2" x 2 3/4"	210 mm x 140 mm x 70 mm	32.0	3.17	48	288	2912	0.32	15.36	91	Canyon Creek, Charcoal, Earth, Flagstone
Vintage Belhaven® Large Rectangle	X	11" x 8 1/4" x 2 3/4"	280 mm x 210 mm x 70 mm	32.0	1.58	32	128	2592	0.63	20.16	81	Canyon Creek, Earth, Flagstone
Vintage Belhaven® Jumbo Rectangle	X	16 1/2" x 11" x 2 3/4"	420 mm x 280 mm x 70 mm	32.0	0.79	16	64	2592	1.27	20.32	81	Canyon Creek, Earth, Flagstone
Flint Ridge™ Small Square	X	5 1/2" x 5 1/2" x 2 3/4"	140 mm x 140 mm x 70 mm	32.0	4.76	48	384	2592	0.21	10.08	81	Canyon Creek, Earth, Flagstone
Flint Ridge™ Square	X	8 1/4" x 8 1/4" x 2 3/4"	210 mm x 210 mm x 70 mm	32.0	2.35	36	216	2815	0.43	17.00	92	Canyon Creek, Earth, Flagstone
Flint Ridge™ Standard Rectangle	X	8 1/4" x 5 1/2" x 2 3/4"	210 mm x 140 mm x 70 mm	32.0	3.17	48	288	2912	0.32	15.36	91	Canyon Creek, Earth, Flagstone
Flint Ridge™ Large Rectangle	X	11" x 8 1/4" x 2 3/4"	280 mm x 210 mm x 70 mm	32.0	1.58	32	128	2592	0.63	20.16	81	Canyon Creek, Earth, Flagstone
Flint Ridge™ Large Square	X	11" x 11" x 2 3/4"	280 mm x 280 mm x 70 mm	32.0	1.19	24	96	2592	0.84	20.16	81	Canyon Creek, Earth, Flagstone
Flint Ridge™ Jumbo Rectangle	X	16 1/2" x 11" x 2 3/4"	420 mm x 280 mm x 70 mm	32.0	0.79	16	64	2592	1.27	20.32	81	Canyon Creek, Earth, Flagstone
Vintage Flint Ridge™ Small Square	X	5 1/2" x 5 1/2" x 2 3/4"	140 mm x 140 mm x 70 mm	32.0	4.76	48	384	2592	0.21	10.08	81	Canyon Creek, Earth, Flagstone
Vintage Flint Ridge™ Square	X	8 1/4" x 8 1/4" x 2 3/4"	210 mm x 210 mm x 70 mm	32.0	2.35	36	216	2815	0.43	17.00	92	Canyon Creek, Earth, Flagstone
Vintage Flint Ridge™ Standard Rectangle	X	8 1/4" x 5 1/2" x 2 3/4"	210 mm x 140 mm x 70 mm	32.0	3.17	48	288	2912	0.32	15.36	91	Canyon Creek, Earth, Flagstone
Vintage Flint Ridge™ Large Rectangle	X	11" x 8 1/4" x 2 3/4"	280 mm x 210 mm x 70 mm	32.0	1.58	32	128	2592	0.63	20.16	81	Canyon Creek, Earth, Flagstone
Vintage Flint Ridge™ Large Square	X	11" x 11" x 2 3/4"	280 mm x 280 mm x 70 mm	32.0	1.19	24	96	2592	0.84	20.16	81	Canyon Creek, Earth, Flagstone
Vintage Flint Ridge™ Jumbo Rectangle	X	16 1/2" x 11" x 2 3/4"	420 mm x 280 mm x 70 mm	32.0	0.79	16	64	2592	1.27	20.32	81	Canyon Creek, Earth, Flagstone
Vintage Flat Top Standard Rectangle	X	8 1/4" x 5 1/2" x 2 3/4"	210 mm x 140 mm x 70 mm	32.0	3.17	48	288	2912	0.32	15.36	91	Charcoal
Single Bullnose Paver	X	6" x 12" x 2 3/4"	152 mm x 305 mm x 70 mm	30.0	2.00	N/A	192	2880	0.50	N/A	96	Brown, Canyon Creek, Charcoal, Desert Sand, Earth, Flagstone
Vintage Single Bullnose Paver	X	6" x 12" x 2 3/4"	152 mm x 305 mm x 70 mm	30.0	2.00	N/A	192	2880	0.50	N/A	96	Brown, Canyon Creek, Charcoal, Desert Sand, Earth, Flagstone
Double Bullnose Paver	X	6" x 12" x 2 3/4"	152 mm x 305 mm x 70 mm	30.0	2.00	N/A	192	2880	0.50	N/A	96	Brown, Canyon Creek, Charcoal, Desert Sand, Earth, Flagstone
Vintage Double Bullnose Paver	X	6" x 12" x 2 3/4"	152 mm x 305 mm x 70 mm	30.0	2.00	N/A	192	2880	0.50	N/A	96	Brown, Canyon Creek, Charcoal, Desert Sand, Earth, Flagstone
Rosetta® Grand Flagstone [¥]	X	15 unique shapes at 1 3/4" thickness, sold by layers	N/A	20.5	N/A	N/A	64	2160	N/A	N/A	88	Cuyahoga, Scioto
Rosetta® Dimensional Flagstone [¥]	X	Random sizes available (See page 37 for dimensions)	N/A	24.0	N/A	N/A	48	2350	N/A	12.25	98	Bluestone, Cuyahoga, Scioto
Banas Stones® Sandstone	X	11.81" x 23.62"	300mm x 600mm	13.2	N/A	N/A	80	2000	N/A	N/A	160	Bronte, Flint, Fossil, Lavender, Slate Grey
Banas Stones® Sandstone	X	17.72" x 23.62"	450mm x 600mm	13.2	N/A	N/A	80	2800	N/A	N/A	240	Bronte, Flint, Fossil, Lavender, Slate Grey
Banas Stones® Sandstone	X	23.62" x 23.62"	600mm x 600mm	13.2	N/A	N/A	40	2000	N/A	N/A	160	Bronte, Flint, Fossil, Lavender, Slate Grey
Banas Stones® Sandstone	X	23.62" x 35.43"	600mm x 900mm	13.2	N/A	N/A	40	2800	N/A	N/A	240	Bronte, Flint, Fossil, Lavender, Slate Grey
Banas Stones® Limestone	X	11.81" x 23.62"	300mm x 600mm	16.5	N/A	N/A	74	2100	N/A	N/A	148	Kota Black
Travertine	X	Random sizes available (See page 43 for dimensions)	Varies in size	15.0	N/A	N/A	N/A	2640	N/A	N/A	176	Classic Ivory, Noche, Tuscany, Walnut
Turfstone® Grass Paver	X	15 5/8" x 22 5/8" x 3 1/8"	400 mm x 600 mm x 80 mm	27.6	0.37	N/A	48	2784	2.667	N/A	128	Gray

PAVER PACKAGING REFERENCE GUIDE

COUNTY PAVERS	STOCKED	NOMINAL DIMENSIONS	DIMENSIONS	SQ. FT. PER LAYER	LAYERS PER CUBE	WEIGHT PER CUBE	SQ. FT. PER CUBE	COLORS STOCKED
Tranquility A	X	9 1/4" x 4 5/8" x 2 3/4"	235 mm x 111 mm x 70 mm	10.77	8	2910	86.16	Haven, Oasis, Serenity, Timeless
Tranquility B	X	9 1/4" x 9 1/4" x 2 3/4"	235 mm x 235 mm x 70 mm	10.77	8	2910	86.16	Haven, Oasis, Serenity, Timeless
Tranquility C	X	14" x 9 3/4" x 2 3/4"	355 mm x 248 mm x 70 mm	10.77	8	2910	86.16	Haven, Oasis, Serenity, Timeless
Tranquility D	X	14" x 14" x 2 3/4"	355 mm x 355 mm x 70 mm	10.77	8	2910	86.16	Haven, Oasis, Serenity, Timeless
Tranquility E	X	18 1/4" x 9 3/4" x 2 3/4"	464 mm x 248 mm x 70 mm	10.77	8	2910	86.16	Haven, Oasis, Serenity, Timeless
Grand Milestone K	X	11 5/8" x 11 5/8" x 2 3/4"	296 mm x 70 mm x 296 mm	11.36	8	3070	90.88	Haven, Oasis, Serenity, Timeless
Grand Milestone L	X	11 5/8" x 17 1/2" x 2 3/4"	296 mm x 70 mm x 446 mm	11.36	8	3070	90.88	Haven, Oasis, Serenity, Timeless
Grand Milestone M	X	11 5/8" x 23 1/2" x 2 3/4"	296 mm x 70 mm x 596 mm	11.36	8	3070	90.88	Haven, Oasis, Serenity, Timeless
Lifestyle A	X	5 15/16" x 2 15/16" x 2 3/4"	153 mm x 70 mm x 76 mm	11	8	2970	88	Haven, Oasis, Serenity, Timeless
Lifestyle B	X	5 15/16" x 8 7/8" x 2 3/4"	153 mm x 70 mm x 228 mm	11	8	2970	88	Haven, Oasis, Serenity, Timeless
Lifestyle C	X	8 7/8" x 8 7/8" x 2 3/4"	228 mm x 70 mm x 228 mm	11	8	2970	88	Haven, Oasis, Serenity, Timeless
Lifestyle D	X	8 7/8" x 11 15/16" x 2 3/4"	228 mm x 70 mm x 307 mm	11	8	2970	88	Haven, Oasis, Serenity, Timeless
Lifestyle E	X	11 15/16" x 11 15/16" x 2 3/4"	307 mm x 70 mm x 307 mm	11	8	2970	88	Haven, Oasis, Serenity, Timeless
Grand Lifestyle F	X	5 15/16" x 11 15/16" x 2 3/4"	153 mm x 70 mm x 307 mm	12.33	8	3330	98.64	Haven, Oasis, Serenity, Timeless
Grand Lifestyle G	X	5 15/16" x 17 15/16" x 2 3/4"	153 mm x 70 mm x 461 mm	12.33	8	3330	98.64	Haven, Oasis, Serenity, Timeless
Grand Lifestyle H	X	11 15/16" x 11 15/16" x 2 3/4"	307 mm x 70 mm x 307 mm	12.33	8	3330	98.64	Haven, Oasis, Serenity, Timeless
Grand Lifestyle I	X	11 15/16" x 17 15/16" x 2 3/4"	307 mm x 70 mm x 461 mm	12.33	8	3330	98.64	Haven, Oasis, Serenity, Timeless
Grand Lifestyle J	X	17 15/16" x 17 15/16" x 2 3/4"	461 mm x 70 mm x 461 mm	12.33	8	3330	98.64	Haven, Oasis, Serenity, Timeless
Destination A	X	3 1/8"H (D & L Vary)	79 mm H (D & L Vary)	11.11	8	3000	88.88	Haven, Oasis, Serenity, Timeless
Destination B	X	3 1/8"H (D & L Vary)	79 mm H (D & L Vary)	11.11	8	3000	88.88	Haven, Oasis, Serenity, Timeless
Destination C	X	3 1/8"H (D & L Vary)	79 mm H (D & L Vary)	11.11	8	3000	88.88	Haven, Oasis, Serenity, Timeless
Destination D	X	3 1/8"H (D & L Vary)	79 mm H (D & L Vary)	11.11	8	3000	88.88	Haven, Oasis, Serenity, Timeless
Destination E	X	3 1/8"H (D & L Vary)	79 mm H (D & L Vary)	11.11	8	3000	88.88	Haven, Oasis, Serenity, Timeless
Destination F	X	3 1/8"H (D & L Vary)	79 mm H (D & L Vary)	11.11	8	3000	88.88	Haven, Oasis, Serenity, Timeless
Destination G	X	3 1/8"H (D & L Vary)	79 mm H (D & L Vary)	11.11	8	3000	88.88	Haven, Oasis, Serenity, Timeless
Destination H	X	3 1/8"H (D & L Vary)	79 mm H (D & L Vary)	11.11	8	3000	88.88	Haven, Oasis, Serenity, Timeless
Destination I	X	3 1/8"H (D & L Vary)	79 mm H (D & L Vary)	11.11	8	3000	88.88	Haven, Oasis, Serenity, Timeless
Unity	X	4" x 8" x 2 3/4"	102mm x 203 mm x 70 mm	11	8	2996	88	Rough Texture: Homecoming, Reflection, Vision
Renewable		8 5/8" x 8 5/8" x 3 1/8"	219 mm x 219 mm x 80 mm	10	8	2750	80	Non-Stock
H2O Pro A		4" x 8" x 3 1/8"	102 mm x 203 mm x 80 mm	11	8	3395	88	Non-Stock
H2O Pro B		8" x 8" x 3 1/8"	203 mm x 203 mm x 80 mm	13.2	8	4070	105.6	Non-Stock
H2O Pro C		8" x 16" x 3 1/8"	203 mm x 406 mm x 80 mm	13.2	8	4120	105.6	Non-Stock

PORCELAIN PAVERS	STOCKED	NOMINAL DIMENSIONS	DIMENSIONS	UNITS PER BOX	UNITS PER CUBE	BOXES PER CUBE	SQ. FT. PER UNIT	SQ. FT. PER BOX	TOTAL SQ. FT. PER CUBE	WEIGHT PER BOX	WEIGHT PER CUBE	COLORS STOCKED
Ironwood	X	9" x 36" x 3/4"	230 mm x 900 mm x 20 mm	2	84	42.00	2.25	4.5	189	41.4	1800	Abeto, Ebano, Fresno, Olivo
Ironwood	X	24" x 24" x 3/4"	600 mm x 600 mm x 20 mm	2	60	30.00	4	8	240	75	2309	Abeto, Ebano, Fresno, Olivo
Quarcity	X	24" x 24" x 3/4"	600 mm x 600 mm x 20 mm	2	60	30.00	4	8	240	75	2309	Beige, Grafito, Gris, Midnight
Silex	X	24" x 24" x 3/4"	600 mm x 600 mm x 20 mm	2	60	30.00	4	8	240	75	2309	Gris, Tobacco

SPECIAL NOTES

* Asterisk denotes non-stocked shape or color
 † Not available in Pennsylvania or Michigan
 ‡ Also available in Weathered

All Circle Cubes are sold as full cubes only.

All County Pavers are sold by the layer and/or cube, not by the piece

Larger circles can be obtained by adding additional Washington 10's or Belhaven® Small Rectangle & Small Square.

Due to the complex size of the pieces in a circle, there will be some extra pieces.

Weight per Cube does not include pallet weight.

*Washington® 14 & 21 & Vintage Washington® 14 & 21 shapes are also available in 80 mm series.

*Monroe® and Vintage Monroe® are also available in 80 mm series.

Special Order Non-Stock Paver and Retaining Wall Set-Up Charges: less than 1,000 square feet=\$750 per shape/color/size; 1,000-2,999 square feet=\$500 per shape/color/size; 3,000 square feet and over=no set up charge

Paver Color Blends: Antique=charcoal, red; Autumn=buff, charcoal, red; Canyon Creek= buff, charcoal, maroon; Earth=brown, buff, charcoal; Flagstone=buff, charcoal, gray; Granite=charcoal, gray

Due to color variations of pavers, it is advisable to remove them from the top to the bottom of the cube, versus removing by layers. When possible, install from 3 cubes at a time.

Retaining Wall Color Blends: Antique=charcoal, red; Canyon Creek=buff, charcoal, maroon; Chestnut=brown, buff; Cuyahoga=buff, charcoal; Earth Blend=brown, buff, charcoal; Flagstone=buff, charcoal, gray; Granite=charcoal, gray; Scioto=charcoal, gray

RETAINING WALL PACKAGING REFERENCE GUIDE

RETAINING WALL PRODUCTS	STOCKED	DIMENSIONS	NOMINAL DIMENSIONS	WEIGHT PER SQ. FT.	UNITS PER SQ. FT.	UNITS PER BAND	UNITS PER CUBE	WEIGHT PER CUBE	SQ. FT. PER UNIT	SQ. FT. PER BAND	SQ. FT. PER CUBE	COLORS STOCKED
Rosetta® Belvedere Walls [¥]	X	Random sizes available	Varies in size	91.667	N/A	N/A	N/A	2475	N/A	N/A	27.00	Cuyahoga, Scioto
Rosetta® Belvedere Corners [¥]	X	Random sizes available	Varies in size	63.33	N/A	N/A	N/A	1520	N/A	N/A	24.00	Cuyahoga, Scioto
Rosetta® Belvedere Coping [¥]	X	Random sizes available	Varies in size	N/A	N/A	N/A	N/A	1550	N/A	N/A	66.00/LNFT	Cuyahoga, Scioto
Rosetta® Dimensional Wall [¥]	X	Random sizes available	Varies in size	84	3.00	N/A	75	2100	N/A	N/A	25.00	Cuyahoga, Scioto
Rosetta® Dimensional Wedge [¥]	X	Random sizes available	Varies in size	N/A	N/A	N/A	100	2000	N/A	N/A	N/A	Cuyahoga, Scioto
Rosetta® Kodah Wall	X	Random Sizes Available	Varies in size	N/A	N/A	N/A	18	2,400	N/A	N/A	21.00	Cuyahoga, Scioto
Rosetta® Kodah Wall Corner	X	21" front x 10.5" depth x 6" height	533 mm x 267 mm x 152 mm	N/A	N/A	N/A	16	1,600	N/A	N/A	21.00	Cuyahoga, Scioto
Rosetta® Dimensional Coping	X	Random sizes available	Varies in size	N/A	N/A	N/A	N/A	1950	N/A	N/A	63.00/LNFT	Cuyahoga, Scioto
Rosetta® Outcropping [¥]	X	Wall, corner (6" & 12") available	Varies in size	222.22	N/A	N/A	N/A	4000	N/A	N/A	18.00	Cuyahoga, Scioto
Olentangy Bluff Tread	X	36" front x 16" depth x 6" height	914 mm x 406 mm x 152 mm	N/A	N/A	N/A	8	2240	N/A	N/A	N/A	Cuyahoga, Scioto
Olentangy Bluff Tread	X	48 1/2" front x 16" depth x 6" height	1257 mm x 406 mm x 152 mm	N/A	N/A	N/A	8	2984	N/A	N/A	N/A	Cuyahoga, Scioto
Olentangy Bluff Tread	X	60" front x 16" depth x 6" height	1524 mm x 406 mm x 152 mm	N/A	N/A	N/A	6	2802	N/A	N/A	N/A	Cuyahoga, Scioto
Rosetta® Irregular Steps [¥]	X	42"- 60" front x 17"-28" depth x 7" height	Varies in size	N/A	N/A	N/A	6	3150	N/A	N/A	N/A	Cuyahoga, Scioto
Rosetta® Dimensional Steps 3' [¥]	X	36" front x 18" depth x 7" height	914 mm x 457 mm x 178 mm	N/A	N/A	N/A	6	2250	N/A	N/A	N/A	Cuyahoga, Scioto
Rosetta® Dimensional Steps 4' [¥]	X	48" front x 18" depth x 7" height	1219 mm x 457 mm x 178 mm	N/A	N/A	N/A	6	2730	N/A	N/A	N/A	Cuyahoga, Scioto
Rosetta® Dimensional Steps 6' [¥]	X	72" front x 30" depth x 7" height	1829 mm x 762 mm x 178 mm	N/A	N/A	N/A	3	3960	N/A	N/A	N/A	Cuyahoga, Scioto
Edington Wall Stone®	X	12" front x 8" depth x 4" height	300 mm x 200 mm x 100 mm	90	3.00	N/A	120	3600	0.333	N/A	40.00	Canyon Creek, Charcoal, Earth, Flagstone
Edington Wall Wedge	X	12" front x 8" depth x 4" height	300 mm x 200 mm x 100 mm	75	3.00	N/A	96	2400	0.333	N/A	32.00	Canyon Creek, Charcoal, Earth, Flagstone
Non-Weathered Versa-Lok® Standard	X	16" front x 12" depth x 6" height	406 mm x 305 mm x 152 mm	123	1.50	N/A	36	2952	0.667	N/A	24.00	Antique, Canyon Creek, Charcoal, Chestnut, Desert Sand, Earth, Flagstone, Granite, Gray
Non-Weathered Versa-Lok® Smooth Top	X	16" front x 12" depth x 6" height	406 mm x 305 mm x 152 mm	123	1.50	N/A	36	2952	0.667	N/A	24.00	Antique, Canyon Creek, Charcoal, Chestnut, Desert Sand, Earth, Flagstone, Granite, Gray
Non-Weathered Rectangular Retaining Wall Cap	X	16" front x 11 5/8" depth x 3 5/8" height	397 mm x 295 mm x 92 mm	51	N/A	N/A	60	2880	N/A	N/A	N/A	Antique, Canyon Creek, Charcoal, Chestnut, Desert Sand, Earth, Flagstone, Granite, Gray
Non-Weathered Versa-Lok® Bullnose Cap	X	16" front x 11 5/8" depth x 3 5/8" height	397 mm x 295 mm x 92 mm	51	N/A	N/A	60	2880	N/A	N/A	N/A	Antique, Canyon Creek, Charcoal, Chestnut, Desert Sand, Earth, Flagstone, Granite, Gray
Non-Weathered Versa-Lok® Solid Corner†	X	7 7/8" front x 12" depth x 6" height	203 mm x 305 mm x 152 mm	41	3.00	N/A	72	2952	N/A	N/A	N/A	Antique, Canyon Creek, Charcoal, Chestnut, Desert Sand, Earth, Flagstone, Granite, Gray
Non-Weathered Versa-Lok® Full Return Corner†	X	8" front x 16" depth x 6" height	203 mm x 406 mm x 152 mm	48	N/A	N/A	54	2592	N/A	N/A	N/A	Antique, Canyon Creek, Charcoal, Chestnut, Desert Sand, Earth, Flagstone, Granite, Gray
Non-Weathered Versa-Lok® Cobble	X	8" front x 12" depth x 6" height	203 mm x 305 mm x 152 mm	123	3.00	N/A	72	2952	0.333	N/A	24.00	Canyon Creek, Earth, Flagstone
Non-Weathered Versa-Lok® Accent	X	12" front x 12" depth x 4" height	305 mm x 305 mm x 102 mm	123	3.00	N/A	64	2583	0.333	N/A	21.00	Canyon Creek, Earth, Flagstone
Weathered Versa-Lok® Standard	X	16" front x 12" depth x 6" height	406 mm x 305 mm x 152 mm	123	1.50	N/A	36	2952	0.667	N/A	24.00	Canyon Creek, Earth, Flagstone
Weathered Versa-Lok® Cobble	X	8" front x 12" depth x 6" height	203 mm x 305 mm x 152 mm	123	3.00	N/A	72	2952	0.333	N/A	24.00	Canyon Creek, Earth, Flagstone
Weathered Versa-Lok® Accent	X	12" front x 12" depth x 4" height	305 mm x 305 mm x 102 mm	123	3.00	N/A	64	2583	0.333	N/A	21.00	Canyon Creek, Earth, Flagstone
Weathered Rectangular Retaining Wall Cap	X	16" front x 11 5/8" depth x 3 5/8" height	397 mm x 295 mm x 92 mm	51	N/A	N/A	60	3060	N/A	N/A	N/A	Canyon Creek, Earth, Flagstone
Weathered Versa-Lok® Bullnose Cap	X	16" front x 11 5/8" depth x 3 5/8" height	397 mm x 295 mm x 92 mm	51	N/A	N/A	60	3060	N/A	N/A	N/A	Canyon Creek, Earth, Flagstone
Versa-Lok® Square Foot	X	18" front x 14" rear x 12" depth x 8" height	457 mm x 356 mm x 305 mm x 203 mm	87	1.00	N/A	36	3132	1.00	N/A	36.00	Desert Sand, Gray
Omega Retaining Wall System® (Tri-Split)	X	18" front x 12" depth x 8" height	457 mm x 305 mm x 203 mm	78 [§]	1.00	N/A	32	2496	1.00	N/A	32.00	Earth, Flagstone, Gray
Garden-Stack® Wall (Straight face)	X	12" front x 9" depth x 4" height	305 mm x 220 mm x 100 mm	90	3.00	N/A	96	2880	0.33	N/A	32.00	Antique, Earth, Flagstone
Garden-Stack® Wall (Tri-Split)	X	12" front x 8" depth x 4" height	305 mm x 203 mm x 100 mm	69	3.00	N/A	96	2208	0.33	N/A	32.00	Buff, Gray

SPECIAL NOTES

* Asterisk denotes non-stocked shape or color

¥ Not available in Pennsylvania or Michigan

† Also available in Weathered

All Circle Cubes are sold as full cubes only.

All County Pavers are sold by the layer and/or cube, not by the piece

Larger circles can be obtained by adding additional Washington 10's or Belhaven® Small Rectangle & Small Square.

Due to the complex size of the pieces in a circle, there will be some extra pieces.

Weight per Cube does not include pallet weight.

* Washington® 14 & 21 & Vintage Washington® 14 & 21 shapes are also available in 80 mm series.

* Monroe® and Vintage Monroe® are also available in 80 mm series.

Special Order Non-Stock Paver and Retaining Wall Set-Up Charges: less than 1,000 square feet=\$750 per shape/color/size; 1,000-2,999 square feet=\$500 per shape/color/size; 3,000 square feet and over=no set up charge

Paver Color Blends: Antique=charcoal, red; Autumn=buff, charcoal, red; Canyon Creek= buff, charcoal, maroon; Earth=brown, buff, charcoal; Flagstone=buff, charcoal, gray; Granite=charcoal, gray

Due to color variations of pavers, it is advisable to remove them from the top to the bottom of the cube, versus removing by layers. When possible, install from 3 cubes at a time.

Retaining Wall Color Blends: Antique=charcoal, red; Canyon Creek=buff, charcoal, maroon; Chestnut=brown, buff; Cuyahoga=buff, charcoal; Earth Blend=brown, buff, charcoal; Flagstone=buff, charcoal, gray; Granite=charcoal, gray; Scioto=charcoal, gray



OBERFIELDS CONCRETE PAVER & RETAINING WALLS WARRANTY

OBERFIELDS provides a limited lifetime warranty of its paver, slab, and dry cast wall products and Rosetta® family of precast products for residential applications against manufacturing defects. This Warranty is provided to the original purchaser only, with the original proof of purchase, and is non-transferable.

This Warranty is valid if the material is installed and maintained under industry standards or OBERFIELDS LLC guidelines. Color variances and the appearance of efflorescence do not substantiate a warranty claim. Any product deemed to be defective will be replaced at no charge; however, shipping costs or costs relating to the removal of defective material and replacement labor are not included in this warranty. Color matching cannot be guaranteed.

[oberfields.com](https://www.oberfields.com) | 800.845.7644