



oberfields.com



**OBERFIELDS**

**SALES - CORPORATE OFFICE**

**Masonry, Landscape & Precast**

528 London Road  
P.O. Box 362  
Delaware, Ohio 43015-0362  
614-252-0955  
740-369-7644  
800-845-7644  
Fax 740-363-7644

**SALES & MANUFACTURING**

**Masonry, Landscape & Precast**

4033 Alum Creek Drive  
Obetz, Ohio 43207  
614-252-0955  
Fax 614-252-5858

**Masonry, Landscape & Precast**

10075 Sheehan Road  
Centerville, OH 45458  
937-885-3711  
Fax 937-885-4355



Tech-Guide

PAVERS  
RETAINING WALLS  
ACCESSORIES



**OBERFIELDS CONCRETE  
PAVER & RETAINING  
WALLS WARRANTY**

OBERFIELDS LLC provides a limited lifetime warranty of its paver, slab, and dry cast wall products and Rosetta® family of precast products for residential applications against manufacturing defects. This Warranty is provided to the original purchaser only, with the original proof of purchase, and is non-transferable.

This Warranty is valid if the material is installed and maintained under industry standards or OBERFIELDS LLC guidelines. Color variances and the appearance of efflorescence do not substantiate a warranty claim. Any product deemed to be defective will be replaced at no charge; however, shipping costs or costs relating to the removal of defective material and replacement labor are not included in this warranty. Color matching cannot be guaranteed.

# CONTENTS

## PAVERS

- Monroe® .....4
- Washington® & Washington Circle® .....5
- Vintage Washington® & Vintage Washington Circle® 6
- Tranquility® .....7
- Grand Milestone™ .....8
- Grand Lifestyle® .....9
- Destination® .....10
- Elements™ .....11
- Bullnose ..... 12
- Rosetta® Grand Flagstone ..... 13
- Rosetta® Dimensional Flagstone ..... 14
- Natural Stone ..... 15
- Travertine ..... 16
- Travertine Accessories ..... 17
- Porcelain ..... 18
- Rosetta® Superior Steppers ..... 19
- ADA Pavers ..... 20
- Walk Blocks ..... 21

## ECO PAVERS

- Renewable™ .....22
- H<sub>2</sub>O Pro® .....23
- Harmony .....24
- Aqua-BRIC Type 4 "L" .....25

## RETAINING WALLS

- Rosetta® Belvedere .....26
- Rosetta® Dimensional .....27
- Rosetta® Kodah .....28
- Rosetta® Dimensional Coping .....29
- Rosetta® Outcropping ..... 30
- Olentangy Bluff Tread™ ..... 31
- Rosetta® Steps .....32
- Edington Wall Stone® .....33
- Non-Weathered Versa-Lok® .....34
- Non-Weathered Versa-Lok® Mosaic® .....35
- Weathered Versa-Lok® Mosaic® .....36
- Versa-Lok® Square Foot .....37

## KITS

- Edington® Fire Pit Kit .....38
- Belvedere® Fire Pit Kit .....39
- Edington® Fireplace Kit ..... 40
- Edington® Pub Table Kit ..... 41
- Edington® Grill Kit ..... 42
- Edington® Water Feature Kit ..... 43
- FireRock Fireplaces® ..... 44
- Stratford Stone® ..... 45
- Rosetta® Pre-Packaged Patio Kits ..... 46

## PAVER PATTERNS

- Paver Patterns .....47
- Paver Circle Patterns ..... 48
- Special Order Colors ..... 49-51



# MONROE®

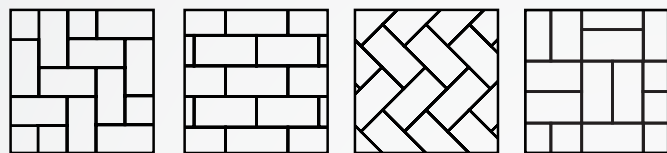
## PRODUCT SPECS

a) **Monroe®** - 4" x 8"  
All stocked Monroe® pavers are 2<sup>3</sup>/<sub>8</sub>" thick

## APPLICATIONS

Pedestrian or light vehicular traffic, residential driveways, patios, borders and swimming pool decks

## INSTALLATION PATTERNS




90° Herringbone Running Bond 45° Herringbone Basketweave

## PACKAGING INFO

PRODUCT	WEIGHT PER SQ. FT.	UNITS PER SQ. FT.	UNITS PER BAND	UNITS PER CUBE	WEIGHT PER CUBE	SQ. FT. PER UNIT	SQ. FT. PER BAND	SQ. FT. PER CUBE	COLORS STOCKED
Monroe®	27.6	4.7	81	486	2843	0.21	17.17	103	Brown, Canyon Creek, Charcoal, Earth, Flagstone


**Note:** Due to variations in printing, color selections should always be chosen from actual product samples. Textured paver and patio stone surfaces require a buffer between the plate compactor and the paver surface to prevent scuffing.

## COLORS



Canyon Creek Blend Earth Blend Flagstone Blend

## BANDING AND ACCENTS



Brown Charcoal



# WASHINGTON® & WASHINGTON® CIRCLE

## PRODUCT SPECS

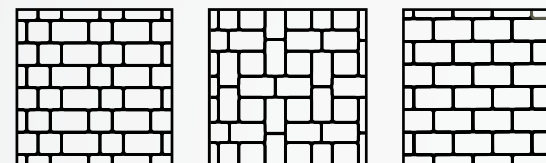
a) **Washington® 10** - 4<sup>1</sup>/<sub>8</sub>" x 5<sup>1</sup>/<sub>2</sub>"  
b) **Washington® 14** - 5<sup>1</sup>/<sub>2</sub>" x 5<sup>1</sup>/<sub>2</sub>"  
c) **Washington® 21** - 5<sup>1</sup>/<sub>2</sub>" x 8<sup>1</sup>/<sub>4</sub>"  
d) **Washington® Circle System** - Circle center, small circle paver, large circle paver, Washington 10's  
e) **Washington® 10** - 4<sup>1</sup>/<sub>8</sub>" x 5<sup>1</sup>/<sub>2</sub>"

All Washington® Circle Pavers are 2<sup>3</sup>/<sub>8</sub>" thick  
All stocked Washington® Pavers are 2<sup>3</sup>/<sub>8</sub>" thick

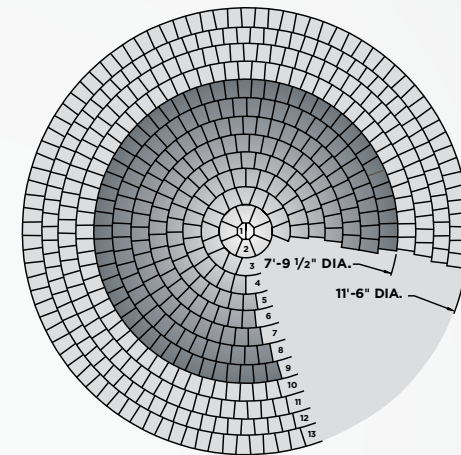

## APPLICATIONS

Pedestrian or light vehicular traffic, residential driveways, patios, borders and swimming pool decks.

## INSTALLATION PATTERNS



Muster D 40% Wash. 14 60% Wash. 21 Muster K 28% Wash. 14 72% Wash. 21 Running Bond 10, 14, or 21




See page 48 for Washington Circle Diagram

## PACKAGING INFO

PRODUCT	WEIGHT PER SQ. FT.	UNITS PER SQ. FT.	UNITS PER BAND	UNITS PER CUBE	WEIGHT PER CUBE	SQ. FT. PER UNIT	SQ. FT. PER BAND	SQ. FT. PER CUBE	COLORS STOCKED
Washington® 10	27.6	6.34	80	640	2788	0.16	12.61	101	Canyon Creek, Charcoal, Desert Sand, Earth, Flagstone, Granite
Washington® 14	27.6	4.76	60	480	2760	0.21	12.50	100	Canyon Creek, Charcoal, Earth, Flagstone, Granite
Washington® 21	27.6	3.17	54	324	2815	0.32	17.00	102	Canyon Creek, Charcoal, Desert Sand, Earth, Flagstone, Granite
Washington® Circle	27.6	N/A	N/A	318	1380	Varies	N/A	50	Canyon Creek, Earth, Flagstone, Granite


**Note:** Due to variations in printing, color selections should always be chosen from actual product samples. Textured paver and patio stone surfaces require a buffer between the plate compactor and the paver surface to prevent scuffing.

## COLORS



Canyon Creek Blend Earth Blend Flagstone Blend Granite Blend

## BANDING AND ACCENTS



Charcoal (10s, 14s, 21s) Desert Sand (10s and 21s only)


# VINTAGE WASHINGTON<sup>®</sup> & VINTAGE WASHINGTON<sup>®</sup> CIRCLE




# TRANQUILITY<sup>®</sup>

**PRODUCT SPECS**

- a) **Vintage Washington<sup>®</sup> 10** - 4<sup>1</sup>/<sub>8</sub>" x 5<sup>1</sup>/<sub>2</sub>"
  - b) **Vintage Washington<sup>®</sup> 14** - 5<sup>1</sup>/<sub>2</sub>" x 5<sup>1</sup>/<sub>2</sub>"
  - c) **Vintage Washington<sup>®</sup> 21** - 5<sup>1</sup>/<sub>2</sub>" x 8<sup>1</sup>/<sub>4</sub>"
- All stocked Vintage Washington<sup>®</sup> Pavers are 2<sup>3</sup>/<sub>8</sub>" thick
- d) **Vintage Washington<sup>®</sup> Circle** - Circle center, small circle paver, large circle paver, Washington 10's


**APPLICATIONS**

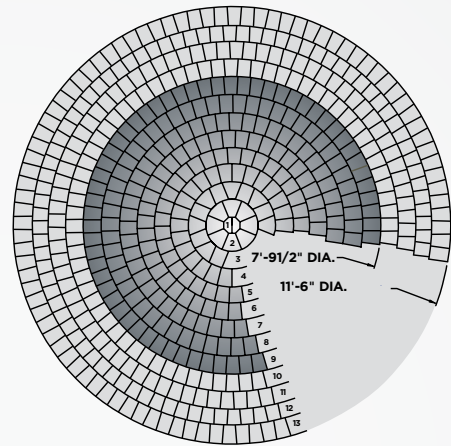
Pedestrian or light vehicular traffic, residential driveways, patios, borders and swimming pool decks.

**INSTALLATION PATTERNS**


**Muster D**  
40% Wash. 14  
60% Wash. 21

**Muster K**  
28% Wash. 14  
72% Wash. 21

**Running Bond**  
10, 14, or 21



See page 48 for  
Vintage Washington  
Circle Diagram


**PACKAGING INFO**

PRODUCT	WEIGHT PER SQ. FT.	UNITS PER SQ. FT.	UNITS PER BAND	UNITS PER CUBE	WEIGHT PER CUBE	SQ. FT. PER UNIT	SQ. FT. PER BAND	SQ. FT. PER CUBE	COLORS STOCKED
Vintage Washington <sup>®</sup> 10	27.6	6.34	80	640	2788	0.16	12.61	101	Canyon Creek, Charcoal, Desert Sand, Earth, Flagstone
Vintage Washington <sup>®</sup> 14	27.6	4.76	60	480	2760	0.21	12.50	100	Canyon Creek, Earth, Flagstone
Vintage Washington <sup>®</sup> 21	27.6	3.17	54	324	2815	0.32	17.00	102	Canyon Creek, Charcoal, Desert Sand, Earth, Flagstone
Vintage Washington <sup>®</sup> Circle	27.6	N/A	N/A	318	1380	Varies	N/A	50	Canyon Creek, Earth, Flagstone

**Note:** Due to variations in printing, color selections should always be chosen from actual product samples. Textured paver and patio stone surfaces require a buffer between the plate compactor and the paver surface to prevent scuffing.

**COLORS**

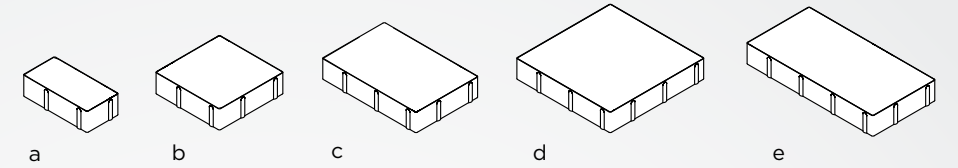

Vintage Canyon Creek Blend  
Vintage Earth Blend  
Vintage Flagstone Blend

**BANDING AND ACCENTS**


Vintage Charcoal (10s and 21s only)  
Vintage Desert Sand Blend (10s and 21s only)

**PRODUCT SPECS**

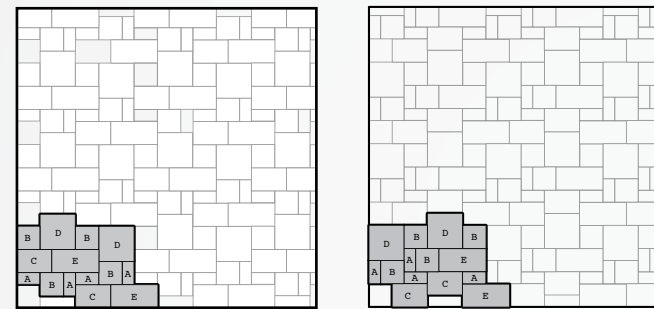
- a) **Tranquility<sup>®</sup> A** - 9<sup>1</sup>/<sub>4</sub>" x 4<sup>5</sup>/<sub>8</sub>"
  - b) **Tranquility<sup>®</sup> B** - 9<sup>1</sup>/<sub>4</sub>" x 9<sup>1</sup>/<sub>4</sub>"
  - c) **Tranquility<sup>®</sup> C** - 14" x 9<sup>3</sup>/<sub>4</sub>"
  - d) **Tranquility<sup>®</sup> D** - 14" x 14"
  - e) **Tranquility<sup>®</sup> E** - 18<sup>1</sup>/<sub>4</sub>" x 9<sup>3</sup>/<sub>4</sub>"
- All Tranquility<sup>®</sup> pavers are 2<sup>3</sup>/<sub>4</sub>" thick  
All Tranquility<sup>®</sup> pavers are sold by layer or cube, not by piece.



Packaged Together

**APPLICATIONS**

Pedestrian or light vehicular traffic, residential driveways, patios, borders and swimming pool decks.

**PATTERNS:**



**Pattern 1**

**Pattern 2**

**PACKAGING INFO**

PRODUCT	SF PER LAYER	LAYERS PER CUBE	WT PER CUBE	SF PER CUBE	COLORS STOCKED
Tranquility <sup>®</sup> A	10.77	8.00	2910	86.16	Calm, Haven, Oasis, Serenity, Timeless
Tranquility <sup>®</sup> B	10.77	8.00	2910	86.16	Calm, Haven, Oasis, Serenity, Timeless
Tranquility <sup>®</sup> C	10.77	8.00	2910	86.16	Calm, Haven, Oasis, Serenity, Timeless
Tranquility <sup>®</sup> D	10.77	8.00	2910	86.16	Calm, Haven, Oasis, Serenity, Timeless
Tranquility <sup>®</sup> E	10.77	8.00	2910	86.16	Calm, Haven, Oasis, Serenity, Timeless

**Note:** Due to variations in printing, color selections should always be chosen from actual product samples. Textured paver and patio stone surfaces require a buffer between the plate compactor and the paver surface to prevent scuffing.

**COLORS**


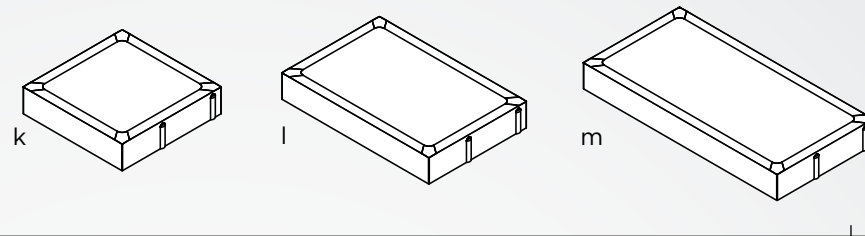
Calm  
Haven  
Oasis  
Serenity  
Timeless



# GRAND MILESTONE™

## PRODUCT SPECS

- k) **Grand Milestone™ K** - 11<sup>5</sup>/<sub>8</sub>" x 11<sup>5</sup>/<sub>8</sub>"
  - l) **Grand Milestone™ L** - 11<sup>5</sup>/<sub>8</sub>" x 17<sup>1</sup>/<sub>2</sub>"
  - m) **Grand Milestone™ M** - 11<sup>5</sup>/<sub>8</sub>" x 23<sup>1</sup>/<sub>2</sub>"
- All Grand Milestone™ pavers are 2<sup>3</sup>/<sub>4</sub>" thick  
All Grand Milestone™ pavers are sold by layer or cube, not by piece.

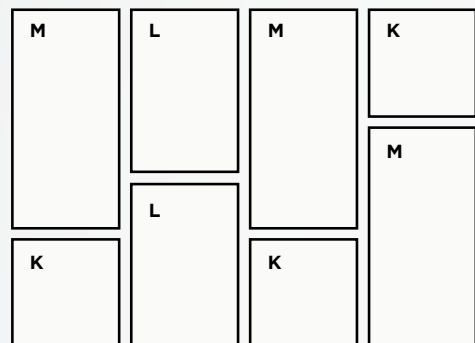


Packaged Together

## APPLICATIONS

Pedestrian or light vehicular traffic, residential driveways, patios, borders and swimming pool decks.

## LAYER CONFIGURATION:




Running Bond Pattern

## PACKAGING INFO

PRODUCT	SF PER LAYER	LAYERS PER CUBE	WT PER CUBE	SF PER CUBE	COLORS STOCKED
Grand Milestone-K	11.36	8	3070	90.88	Calm, Haven, Oasis, Serenity, Timeless
Grand Milestone-L	11.36	8	3070	90.88	Calm, Haven, Oasis, Serenity, Timeless
Grand Milestone-M	11.36	8	3070	90.88	Calm, Haven, Oasis, Serenity, Timeless

**Note:** Due to variations in printing, color selections should always be chosen from actual product samples. Textured paver and patio stone surfaces require a buffer between the plate compactor and the paver surface to prevent scuffing.

## COLORS



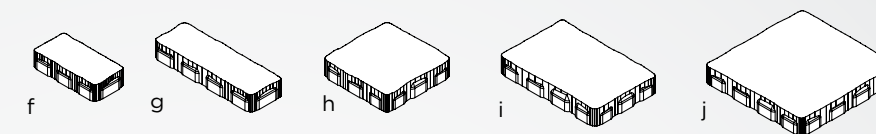
Calm Haven Oasis Serenity Timeless



# GRAND LIFESTYLE®

## PRODUCT SPECS

- f) **Grand Lifestyle® F** - 5<sup>15</sup>/<sub>16</sub>" x 11<sup>15</sup>/<sub>16</sub>"
  - g) **Grand Lifestyle® G** - 5<sup>15</sup>/<sub>16</sub>" x 17<sup>15</sup>/<sub>16</sub>"
  - h) **Grand Lifestyle® H** - 11<sup>15</sup>/<sub>16</sub>" x 11<sup>15</sup>/<sub>16</sub>"
  - i) **Grand Lifestyle® I** - 11<sup>15</sup>/<sub>16</sub>" x 17<sup>15</sup>/<sub>16</sub>"
  - j) **Grand Lifestyle® J** - 17<sup>15</sup>/<sub>16</sub>" x 17<sup>15</sup>/<sub>16</sub>"
- All Grand Lifestyle® pavers are 2<sup>3</sup>/<sub>4</sub>" thick  
All Grand Lifestyle® pavers are sold by layer or cube, not by piece.

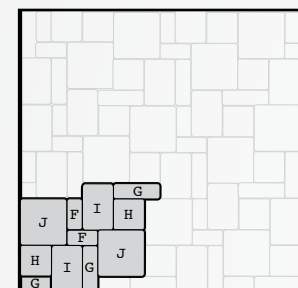


Packaged Together

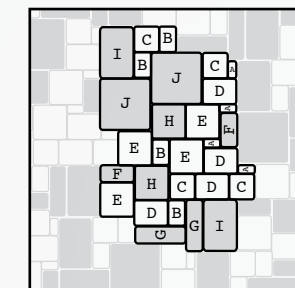
## APPLICATIONS

Pedestrian or light vehicular traffic, residential driveways, patios, borders and swimming pool decks.

## PATTERNS




Pattern 1



Pattern 2  
Combination Lifestyle & Grand Lifestyle

## LAYER CONFIGURATION:



## PACKAGING INFO

PRODUCT	SF PER LAYER	LAYERS PER CUBE	WT PER CUBE	SF PER CUBE	COLORS STOCKED
Lifestyle-F	12.33	8	3330	98.64	Haven, Oasis, Serenity, Timeless
Lifestyle-G	12.33	8	3330	98.64	Haven, Oasis, Serenity, Timeless
Lifestyle-H	12.33	8	3330	98.64	Haven, Oasis, Serenity, Timeless
Lifestyle-I	12.33	8	3330	98.64	Haven, Oasis, Serenity, Timeless
Lifestyle-J	12.33	8	3330	98.64	Haven, Oasis, Serenity, Timeless

**Note:** Due to variations in printing, color selections should always be chosen from actual product samples. Textured paver and patio stone surfaces require a buffer between the plate compactor and the paver surface to prevent scuffing.

## COLORS



Haven Oasis Serenity Timeless



# DESTINATION®

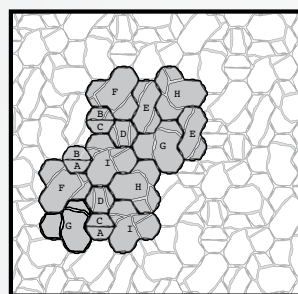
## PRODUCT SPECS

- a) Destination® A - 3 1/8" H (D & L Vary)
- b) Destination® B - 3 1/8" H (D & L Vary)
- c) Destination® C - 3 1/8" H (D & L Vary)
- d) Destination® D - 3 1/8" H (D & L Vary)
- e) Destination® E - 3 1/8" H (D & L Vary)
- f) Destination® F - 3 1/8" H (D & L Vary)
- g) Destination® G - 3 1/8" H (D & L Vary)
- h) Destination® H - 3 1/8" H (D & L Vary)
- i) Destination® I - 3 1/8" H (D & L Vary)

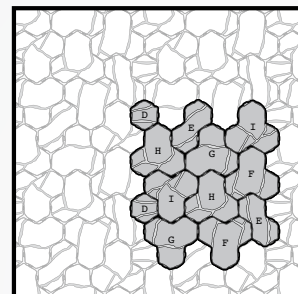
All Destination® pavers are 3 1/8" thick

All Destination® pavers are sold by layer or cube, not by piece.

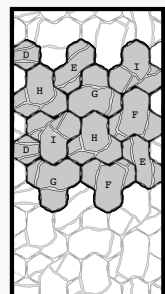
## PATTERNS



Pattern 1

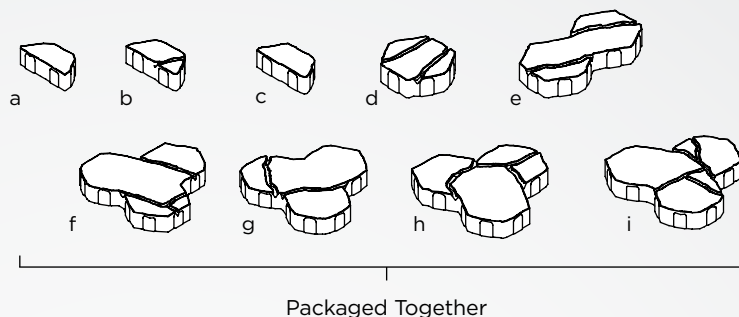
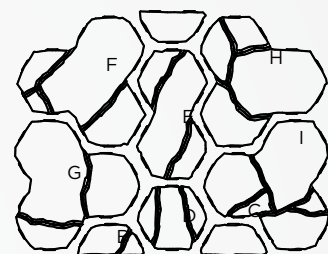


Pattern 2



Sidewalk Pattern

## LAYER CONFIGURATION:



Packaged Together

## PACKAGING INFO

PRODUCT	SF PER LAYER	LAYERS PER CUBE	WT PER CUBE	SF PER CUBE	COLORS STOCKED
Destination® A	11.11	8	3000	88.88	Haven, Oasis, Serenity, Timeless
Destination® B	11.11	8	3000	88.88	Haven, Oasis, Serenity, Timeless
Destination® C	11.11	8	3000	88.88	Haven, Oasis, Serenity, Timeless
Destination® D	11.11	8	3000	88.88	Haven, Oasis, Serenity, Timeless
Destination® E	11.11	8	3000	88.88	Haven, Oasis, Serenity, Timeless
Destination® F	11.11	8	3000	88.88	Haven, Oasis, Serenity, Timeless
Destination® G	11.11	8	3000	88.88	Haven, Oasis, Serenity, Timeless
Destination® H	11.11	8	3000	88.88	Haven, Oasis, Serenity, Timeless
Destination® I	11.11	8	3000	88.88	Haven, Oasis, Serenity, Timeless

**Note:** Due to variations in printing, color selections should always be chosen from actual product samples. Textured paver and patio stone surfaces require a buffer between the plate compactor and the paver surface to prevent scuffing.

## COLORS



Haven Oasis Serenity Timeless



# ELEMENTS™

## PRODUCT SPECS

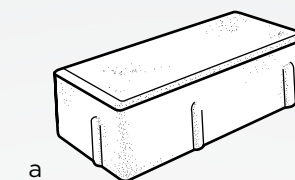
- a) Elements™ - 4" x 8"

All Elements pavers are 2 3/4" thick

**Stocked in Rough and Smooth textures**

**Other textures available as special order are:**

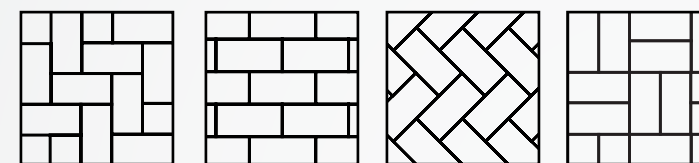
**Hammered, Tumbled**



## APPLICATIONS

Pedestrian or light vehicular traffic, residential driveways, commercial applications, patios, borders and swimming pool decks.

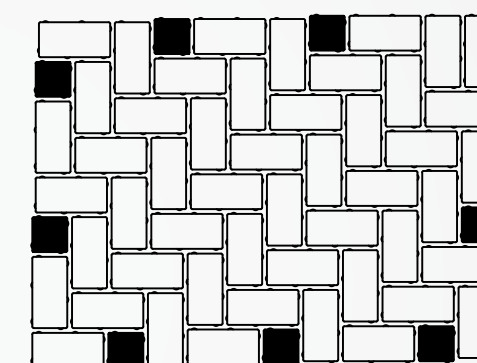
## PATTERNS



90° Herringbone Running Bond 45° Herringbone Basketweave

Note: Pavers can be installed on their own as machine-layable pavers.

## LAYER CONFIGURATION:




**Note:** 4 x 4 fillers (see black squares in illustration) are used to keep the integrity of a layer when placed by a machine. They are no charge and not sold separately. If 4 x 4 fillers are used in a pattern and more are needed, installers can cut 4 x 8 pavers in half and install where needed.

## PACKAGING INFO

PRODUCT	SF PER LAYER	LAYERS PER CUBE	WT PER CUBE	SF PER CUBE	COLORS STOCKED
Elements™	11	8	2996	88	Rough and Smooth Textures: Homecoming, Reflection, Vision

**Note:** Due to variations in printing, color selections should always be chosen from actual product samples. Textured paver and patio stone surfaces require a buffer between the plate compactor and the paver surface to prevent scuffing.

## COLORS Shown in rough texture



Homecoming Rough Reflection Rough Vision Rough Homecoming Smooth Reflection Smooth Vision Smooth




# BULLNOSE

## PRODUCT SPECS

- a) **Single Bullnose** – 6" X 12"
- b) **Vintage Single Bullnose** – 6" X 12"
- c) **Double Bullnose** – 6" X 12"
- d) **Vintage Double Bullnose** – 6" X 12"

All Bullnose pavers are 2<sup>3</sup>/<sub>4</sub>" thick



## APPLICATIONS

Steps, wall caps and coping applications.

## PACKAGING INFO

PRODUCT	WEIGHT PER SQ. FT.	UNITS PER SQ. FT.	UNITS PER BAND	UNITS PER CUBE	WEIGHT PER CUBE	SQ. FT. PER UNIT	SQ. FT. PER BAND	SQ. FT. PER CUBE	COLORS STOCKED
Single Bullnose Paver	30.0	2.00	N/A	192	2880	0.50	N/A	96	Canyon Creek, Charcoal, Dark Chocolate, Desert Sand, Earth, Flagstone
Vintage Single Bullnose Paver	30.0	2.00	N/A	192	2880	0.50	N/A	96	Canyon Creek, Charcoal, Dark Chocolate, Desert Sand, Earth, Flagstone
Double Bullnose Paver	30.0	2.00	N/A	192	2880	0.50	N/A	96	Canyon Creek, Charcoal, Dark Chocolate, Desert Sand, Earth, Flagstone
Vintage Double Bullnose Paver	30.0	2.00	N/A	192	2880	0.50	N/A	96	Canyon Creek, Charcoal, Dark Chocolate, Desert Sand, Earth, Flagstone

**Note:** Due to variations in printing, color selections should always be chosen from actual product samples. Textured paver and patio stone surfaces require a buffer between the plate compactor and the paver surface to prevent scuffing.

## COLORS



Canyon Creek Blend    Charcoal    Dark Chocolate    Desert Sand Blend    Earth Blend    Flagstone Blend



# ROSETTA® GRAND FLAGSTONE

## PRODUCT SPECS

### Rosetta® Grand Flagstone\*

Dimensions – All Grand Flagstone is 1<sup>3</sup>/<sub>4</sub>" thick

All Grand Flagstone sold by layer or cube, not by piece.

**Note:** Outside dimensions of each layer are identical to all other layers, allowing any layer to be used anywhere in the pattern.

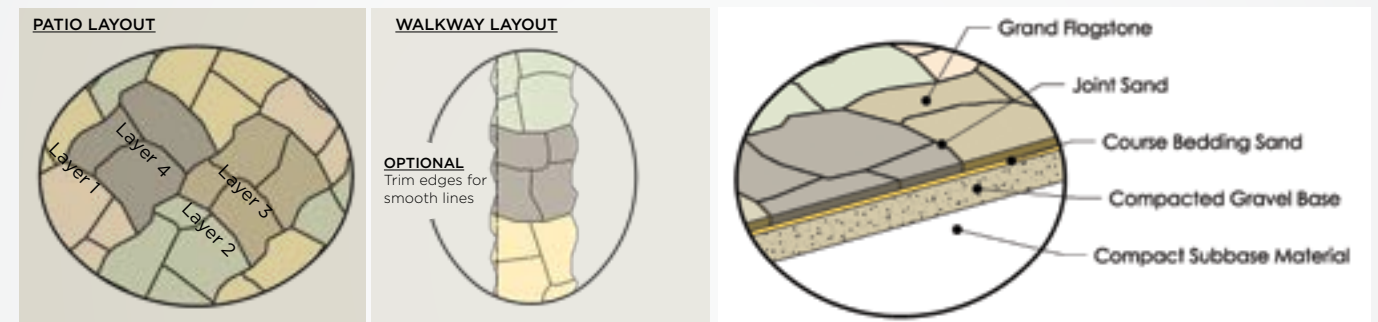
Each pallet contains 2 each of the following layers:



## APPLICATIONS

Pedestrian traffic, patios, borders and swimming pool decks.

## INSTALLATION PATTERNS



## PACKAGING INFO

PRODUCT	WEIGHT PER SQ. FT.	UNITS PER SQ. FT.	LAYERS PER CUBE	UNITS PER CUBE	WEIGHT PER CUBE	SQ. FT. PER UNIT	SQ. FT. PER LAYER	SQ. FT. PER CUBE	COLORS STOCKED
Grand Flagstone	20.5	N/A	8	32	2160	N/A	11	88	Cuyahoga, Scioto

**Note:** Due to variations in printing, color selections should always be chosen from actual product samples. Textured paver and patio stone surfaces require a buffer between the plate compactor and the paver surface to prevent scuffing. \* Not available in MI.

## COLORS



Cuyahoga Blend    Scioto Blend


# ROSETTA® DIMENSIONAL FLAGSTONE



## PRODUCT SPECS

- a) Rosetta® Dimensional Flagstone\* - 6" x 12"
- b) Rosetta® Dimensional Flagstone\* - 12" x 12"
- c) Rosetta® Dimensional Flagstone\* - 12" x 18"
- d) Rosetta® Dimensional Flagstone\* - 18" x 18"
- e) Rosetta® Dimensional Flagstone\* - 18" x 24"
- f) Rosetta® Dimensional Flagstone\* - 24" x 24"

All Dimensional Flagstone are 2" thick  
All Dimensional Flagstone sold by layer, not by piece.

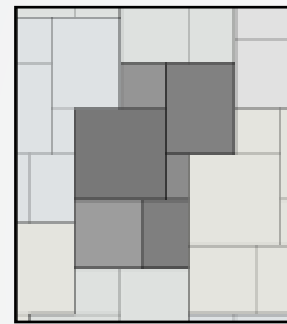


Packaged together

## APPLICATIONS

Pedestrian traffic, patios, borders and swimming pool decks.

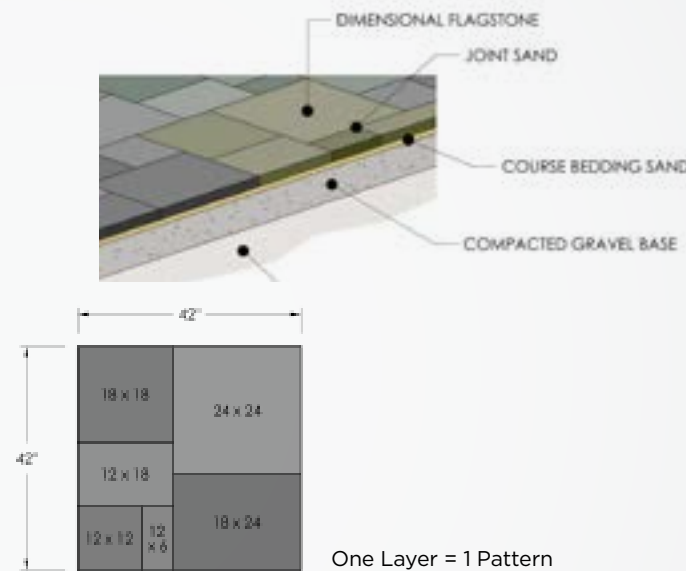
## INSTALLATION PATTERNS



Patio Layout



Walkway Layout




## PACKAGING INFO

PRODUCT	WEIGHT PER SQ. FT.	UNITS PER SQ. FT.	LAYERS PER CUBE	UNITS PER CUBE	WEIGHT PER CUBE	SQ. FT. PER UNIT	SQ. FT. PER BAND	SQ. FT. PER CUBE	COLORS STOCKED
Dimensional Flagstone	24.0	N/A	8	48	2350	N/A	12.25	98	Bluestone, Cuyahoga, Scioto

**Note:** Due to variations in printing, color selections should always be chosen from actual product samples. Textured paver and patio stone surfaces require a buffer between the plate compactor and the paver surface to prevent scuffing.

\* Not available in MI.

## COLORS



Bluestone Blend    Cuyahoga Blend    Scioto Blend

# NATURAL STONE



## PRODUCT SPECS

- a) Natural Stone - 11.81" x 23.62"
- b) Natural Stone - 17.72" x 23.62"
- c) Natural Stone - 23.62" x 23.62"
- d) Natural Stone - 23.62" x 35.43"
- e) Natural Stone Limestone - 11.81" x 23.62"




Natural Stone pavers are 1" thick

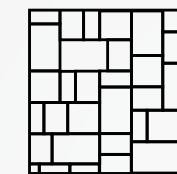
## APPLICATIONS

Pedestrian traffic, patios, borders and swimming pool decks.

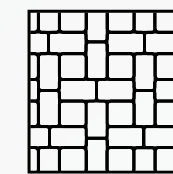
## INSTALLATION PATTERN



Running Bond  
11.81" x 23.62",  
17.72" x 23.62", or  
23.62" x 35.43"



4 Piece Random  
25% 11.81" x 23.62"  
30% 17.72" x 23.62"  
25% 23.62" x 35.43"  
20% 23.62" x 23.62"




Jumbo Muster K  
28% Large Sq.  
72% Jumbo Rec.

## PACKAGING INFO

PRODUCT	WEIGHT PER SQ. FT.	UNITS PER SQ. FT.	UNITS PER BAND	UNITS PER CUBE	WEIGHT PER CUBE	SQ. FT. PER UNIT	SQ. FT. PER BAND	SQ. FT. PER CUBE	COLORS STOCKED
Natural Stone 11.81" x 23.62"	13.2	N/A	N/A	80	2000	N/A	N/A	160	Bronte, Flint, Fossil, Slate Grey
Natural Stone 17.72" x 23.62"	13.2	N/A	N/A	80	2800	N/A	N/A	240	Bronte, Flint, Fossil, Slate Grey
Natural Stone 23.62" x 23.62"	13.2	N/A	N/A	40	2000	N/A	N/A	160	Bronte, Flint, Fossil, Slate Grey
Natural Stone 23.62" x 35.43"	13.2	N/A	N/A	40	2800	N/A	N/A	240	Bronte, Flint, Fossil, Slate Grey
Natural Stone Limestone 11.81" x 23.62"	16.5	N/A	N/A	74	2100	N/A	N/A	148	Kota Black, Silver Grey

**Note:** Due to variations in printing, color selections should always be chosen from actual product samples. Do not use a plate compactor on Natural Stone. Install Natural Stone over a 411 base.

## NATURAL STONE COLORS



Bronte    Flint    Fossil    Slate Grey

## LIMESTONE COLORS



Kota Black    Silver Grey






# TRAVERTINE

# TRAVERTINE ACCESSORIES

## PRODUCT SPECS

- a) **Travertine Small Square** - 8" x 8"
- b) **Travertine Small Rectangle** - 8" x 16"
- c) **Travertine Large Square** - 16" x 16"
- d) **Travertine Large Rectangle** - 16" x 24"
- e) **Travertine Bullnose** - 12" x 24"

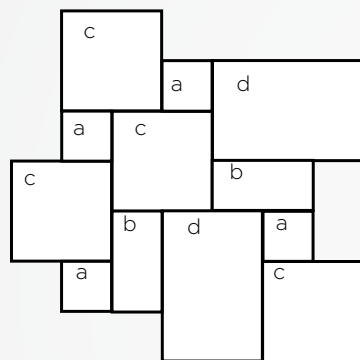
Travertine pavers are 1/4" thick  
Bullnose units are special order



## APPLICATIONS

Pedestrian traffic, patios, borders and swimming pool decks.

## INSTALLATION PATTERNS




French Pattern

## PACKAGING INFO

PRODUCT	WEIGHT PER SQ. FT.	UNITS PER SQ. FT.	UNITS PER BAND	UNITS PER CUBE	WEIGHT PER CUBE	SQ. FT. PER UNIT	SQ. FT. PER BAND	SQ. FT. PER CUBE	COLORS STOCKED
Travertine	15.0	N/A	N/A	N/A	2640	N/A	N/A	176	Blue Marble, Classic Ivory, Greige, Noche, Tuscany, Walnut

**Note:** Due to variations in printing, color selections should always be chosen from actual product samples. Do not use a plate compactor on Travertine.

## COLORS



Blue Marble    Classic Ivory    Greige    Noche    Tuscany    Walnut

## PRODUCT SPECS

- a) **Travertine Mini Slabs** - 36" x 48" x 2"
- b) **Travertine Coping** - 16" x 72" x 2"
- c) **Travertine Bullnose Column Cap** - 24" x 24" x 2"
- d) **Travertine Remodeling Coping** - 4" x 9" x 1.25"




## PACKAGING INFO

PRODUCT	UNITS PER CUBE	WEIGHT PER CUBE	NON-STOCK COLORS AVAILABLE
Travertine Mini Slabs 36" x 48" x 2"	10	3100	Classic Ivory, Noche, Tuscany, Walnut
Travertine Coping 12" x 24" x 1.25"	66	2100	Blue Marble, Classic Ivory, Greige, Noche, Silver, Tuscany, Walnut
Travertine Coping 16" x 24" x 1.25"	66	2100	Blue Marble, Classic Ivory, Greige, Noche, Silver, Tuscany, Walnut
Travertine Coping 12" x 24" x 2"	40	2100	Blue Marble, Classic Ivory, Greige, Noche, Silver, Tuscany, Walnut
Travertine Coping 12" x 48" x 2"	40	4100	Classic Ivory, Noche, Silver, Tuscany, Walnut
Travertine Coping 12" x 72" x 2"	20	3100	Classic Ivory, Noche, Silver, Tuscany, Walnut
Travertine Coping 16" x 24" x 2"	40	2800	Blue Marble, Classic Ivory, Greige, Noche, Silver, Tuscany, Walnut
Travertine Coping 16" x 48" x 2"	20	2800	Classic Ivory, Noche, Silver, Tuscany, Walnut
Travertine Coping 16" x 72" x 2"	20	4100	Classic Ivory, Noche, Silver, Tuscany, Walnut
Travertine Bullnose Column Cap 24" x 24" x 2"	20	2100	Blue Marble, Classic Ivory, Greige, Noche, Silver, Tuscany, Walnut
Travertine Remodeling Coping 4" x 9" x 1.25"	112	2400	Classic Ivory, Noche, Silver, Tuscany, Walnut
Travertine Remodeling Coping 12" x 12" x 1.25"	80	1500	Blue Marble, Classic Ivory, Greige, Noche, Silver, Tuscany, Walnut
Travertine Split Face Veneer Wall Stone 4" Tall with Random Lengths	84 bundles of 2.7sq. ft.	3200	Blue Marble, Classic Ivory, Greige, Noche, Silver, Tuscany, Walnut
Travertine Split Face Veneer Corners			Blue Marble, Classic Ivory, Greige, Noche, Silver, Tuscany, Walnut
Fire Place Kit			
Waterfall Kit			

**Note:** Due to variations in printing, color selections should always be chosen from actual product samples. Do not use a plate compactor on Travertine.

## NON-STOCK COLORS AVAILABLE



Blue Marble    Classic Ivory    Greige    Noche    Silver    Tuscany    Walnut

# PORCELAIN

# ROSETTA® SUPERIOR STEPPERS


## PRODUCT SPECS

a) **Porcelain** - 24" x 24"

Porcelain pavers are also available in 18" x 36" and 12" x 48" (special order only).  
Porcelain pavers are 20mm thick

## APPLICATIONS

Walkways, Driveways, Courtyards, Garages, Porches, Terraces and balconies,  
Access ramps, Verandas, Swimming pools




## PACKAGING INFO

PRODUCT	UNITS PER BOX	UNITS PER CUBE	BOXES PER CUBE	SQ. FT. PER UNIT	SQ. FT. PER BOX	TOTAL SQ. FT. PER CUBE	WEIGHT PER BOX	WEIGHT PER PALLET	COLORS STOCKED
Porcelain 24" x 24"	2	60	30	3.875	7.75	233	73.20	2196	Bluestone, Limestone, Slate, Concrete, Quartz, Wood
Porcelain 18" x 36"	2	54	27	4.36	8.72	235	82.31	2223	Non-Stock
Porcelain 12" x 48"	2	32	16	3.875	7.75	124	73.16	1171	Non-Stock

**Note:** Due to variations in printing, color selections should always be chosen from actual product samples.  
Do not use a plate compactor on porcelain pavers.  
Install over a 411 and 89 base.

## BLUESTONE LOOK



Full Color Blue Select



## CONCRETE LOOK



Warm Sand Simply Grey




## LIMESTONE LOOK



Limestone




## QUARTZ LOOK



Barge Gold Silver Quartz




## SLATE LOOK



Multicolor Gold Vintage Slab



## WOOD LOOK



Natural Design Walnut Natural Design Pepper



## PRODUCT SPECS



a) **Rosetta® Superior Stepper\*** - 21" x 27"

All Superior Steppers are 2" thick

All Superior Steppers are sold by the piece.



PRODUCT	WEIGHT PER SQ. FT.	UNITS PER SQ. FT.	UNITS PER BAND	UNITS PER CUBE	WEIGHT PER CUBE	SQ. FT. PER UNIT	SQ. FT. PER BAND	SQ. FT. PER CUBE	COLORS STOCKED
Rosetta® Superior Steppers	N/A	N/A	N/A	24	1950	N/A	N/A	N/A	Cuyahoga, Mahoning, Scioto

**Note:** Due to variations in printing, color selections should always be chosen from actual product samples. Do not use a plate compactor on Rosetta® Superior Steppers. \* Not available in MI.

## COLORS



Cuyahoga Blend Mahoning Blend Scioto Blend

# ADA PAVERS

## PRODUCT SPECS

a) **ADA Pavers** - 11<sup>7</sup>/<sub>16</sub>" x 11<sup>7</sup>/<sub>16</sub>" x 2<sup>3</sup>/<sub>8</sub>"

Non-stocking, special order product.

## APPLICATIONS

Sidewalk or curb applications where a detectable warning surface is desired.

Our ADA Detectable Warning Pavers are manufactured in accordance to Section 705 Detectable Warnings of the Department of Justice's 2010 "ADA Standards for Accessible Design."

### According to ADA guidelines:

A detectable warning is a standardized surface feature, built in or applied to, walking surfaces or other elements to warn of hazards on a circulation path.

The color of the detectable warning surface shall contrast visually with adjacent walking surfaces, either light on dark, or dark on light.

### ADA Paver Characteristics


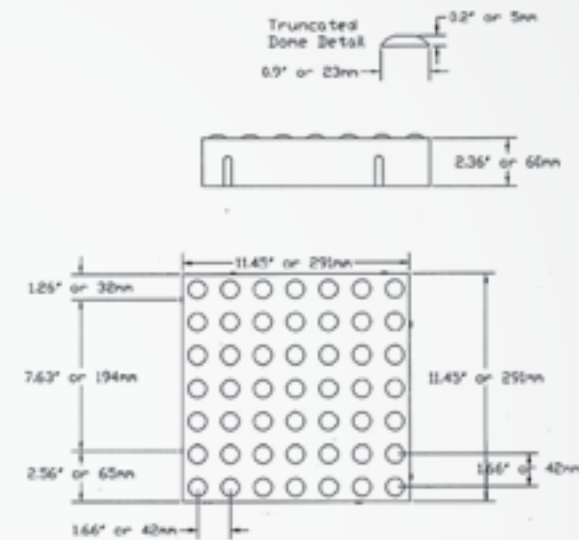

- Meets ADA requirements for slip resistance
- Meets ASTM C936 and ACI 530 specifications
- Truncated dome pattern is produced in parallel alignment
- Paver surface can be sandblasted for an alternative surface texture
- Size decreases installation time
- Little or no maintenance required
- Cleaning and sealing information available upon request

**Note:** Due to variations in printing, color selections should always be chosen from actual product samples. Textured paver and patio stone surfaces require a buffer between the plate compactor and the paver surface to prevent scuffing.

## SPECIAL ORDER COLORS

**Charcoal**

**Red**



# WALK BLOCKS

## PRODUCT SPECS

- a) **Brick Face** - 18" x 18"
- b) **Brick Face** - 24" x 24"
- c) **Round Patio Stone** - 12" x 12"
- d) **Round Patio Stone** - 18" x 18"
- e) **Square Patio Stone** - 18" x 18"

All walk blocks are 2" thick, and sides have a slight taper.

## APPLICATIONS

For exterior walks and landscape accents.



## Dense Concrete Walk Blocks



22#  
12" x 12"  
99 per Pallet



44#  
12" x 24"  
48 per Pallet



50#  
18" x 18"  
48 per Pallet



88#  
24" x 24"  
24 per Pallet



140#  
30" x 30"  
12 per Pallet



200#  
36" x 36"  
12 per Pallet



16#  
12" Round  
99 per Pallet



40#  
18" Round  
48 per Pallet



75#  
24" Round  
24 per Pallet

### Available Finishes:

- Exposed Aggregate #1: Gray, crushed limestone, 3/8" top size.
- Exposed Aggregate #2: Pea Gravel, 1/2" top size.
- Smooth As-Cast Surfaces: Natural, concrete color





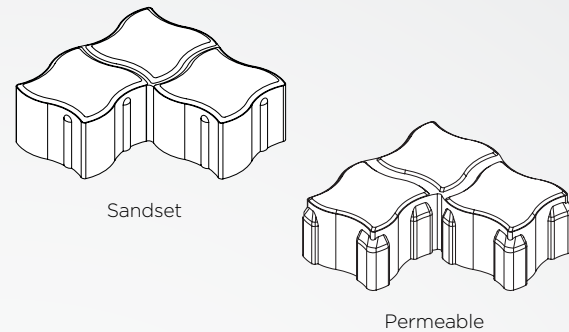
# RENEWABLE™

## PRODUCT SPECS

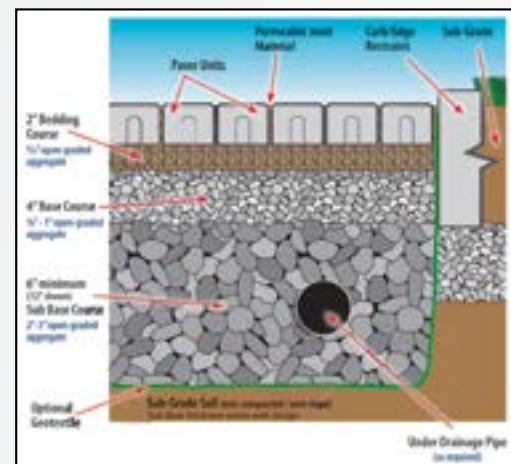
a) **Renewable™** - 8<sup>5</sup>/<sub>8</sub>" x 8<sup>5</sup>/<sub>8</sub>" x 3<sup>1</sup>/<sub>8</sub>"

## APPLICATIONS


Sidewalks, Commercial Parking Lots, Patios, Residential Streets, Courtyards, Driveways and Heavy Vehicular Travel Areas



## CROSS SECTION TYPICAL PERMEABLE PAVER SYSTEM



## LAYER CONFIGURATION:




## PACKAGING INFO

PRODUCT	SF PER LAYER	LAYERS PER CUBE	WT PER CUBE	SF PER CUBE	COLORS STOCKED
Sandset & Permeable	10	8	2750	80	Non-Stock


Palletized to accommodate mechanical equipment for machine laid applications.

**Note:** Due to variations in printing, color selections should always be chosen from actual product samples. Textured pavers require a buffer between the plate compactor and paver surface to prevent scuffing.

## SPECIAL ORDER SOLID COLORS



## SPECIAL ORDER BLENDED COLORS



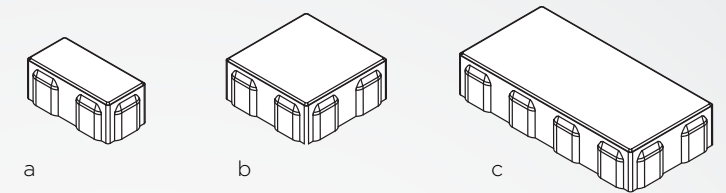
# H2O PRO®

## PRODUCT SPECS


- a) **H2O Pro® A** - 4" x 8" x 3<sup>1</sup>/<sub>8</sub>"
- b) **H2O Pro® B** - 8" x 8" x 3<sup>1</sup>/<sub>8</sub>"
- c) **H2O Pro® C** - 8" x 16" x 3<sup>1</sup>/<sub>8</sub>"

## APPLICATIONS

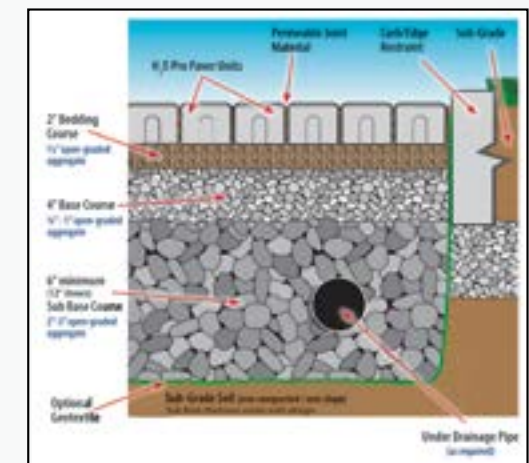
Driveways, patios, residential streets, parking lots, sidewalks, office plazas, traffic calming features, tree planting areas, subdivision roads, outdoor seating areas, parking bays or lanes, redevelopment sites, public spaces and parks



## LAYER CONFIGURATION: Pro-A 4" x 8"



## CROSS SECTION TYPICAL PERMEABLE PAVER SYSTEM




## PACKAGING INFO

PRODUCT	SF PER LAYER	LAYERS PER CUBE	WT PER CUBE	SF PER CUBE	COLORS STOCKED
H2O Pro® A	11	8	3395	88	Non-Stock
H2O Pro® B	13.2	8	4070	105.60	Non-Stock
H2O Pro® C	13.2	8	4120	105.60	Non-Stock


H2O Pro-A palletized to accommodate mechanical equipment for machine laid applications.

**Note:** Due to variations in printing, color selections should always be chosen from actual product samples. Textured pavers require a buffer between the plate compactor and paver surface to prevent scuffing.

## SPECIAL ORDER H2O PRO BLENDED



## SPECIAL ORDER H2O PRO SOLIDS



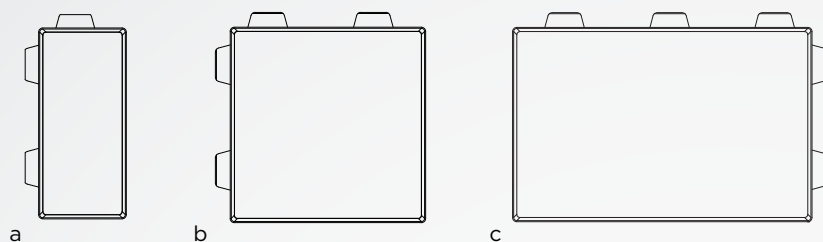
# HARMONY®



# AQUA-BRIC® TYPE 4 "L"



## PRODUCT SPECS



- a) **Harmony® Paver** - 4" x 8" x 3 1/8"
- b) **Harmony® Paver** - 8" x 8" x 3 1/8"
- c) **Harmony® Paver** - 8" x 12" x 3 1/8"

## PACKAGING INFO


PRODUCT	SF PER LAYER	LAYERS PER CUBE	WT PER PALLET	SF PER PALLET	COLORS STOCKED
Harmony® 4" x 3 1/8" x 8"	11.51	8	3370	92.08	Non-Stock
Harmony® 8" x 3 1/8" x 8"	11.51	8	3370	92.08	Non-Stock
Harmony® 8" x 3 1/8" x 12"	11.51	8	3370	92.08	Non-Stock

**Note:** Due to variations in printing, color selections should always be chosen from actual product samples. Textured pavers require a buffer between the plate compactor and paver surface to prevent scuffing.

## SPECIAL ORDER SOLID COLORS



Dream Homecoming



Reflection Reunion



Traditions Vision

## SPECIAL ORDER BLENDED COLORS



Enduring Paradise



Peace Sanctuary

## PRODUCT SPECS



- a) **Aqua-BRIC® Type 4 "L"** - 250mm x 250mm x 80mm  
9 13/16" x 9 13/16" x 3 1/8"

## PACKAGING INFO

PRODUCT	PIECES PER PALLET	LAYERS PER PALLET	WT PER PALLET	SF PER PALLET	COLORS STOCKED
Aqua-BRIC® 250mm x 250mm x 80mm (thick)	208	8	3630	107.6	Non-Stock

**Note:** Due to variations in printing, color selections should always be chosen from actual product samples. Textured pavers require a buffer between the plate compactor and paver surface to prevent scuffing.

## COLORS



Nova Richmond

# ROSETTA® BELVEDERE



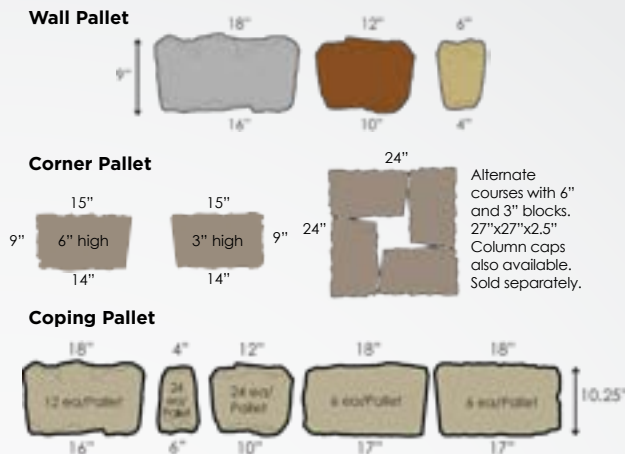
RETAINING WALLS

## PRODUCT SPECS

**Rosetta® Belvedere\***  
Wall blocks come in different sizes to create a double sided wall

Rosetta® Belvedere also available in corners and copings.

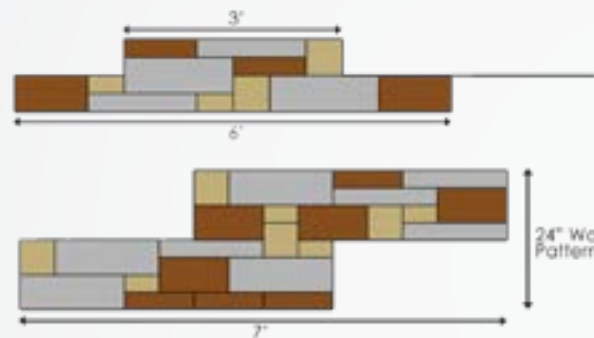
See Belvedere Firepit Kit, Page 39.



## APPLICATIONS

Walls or freestanding columns proportionately scaled for residential applications.

## INSTALLATION PATTERNS



## BLOCK DETAILS


	STONE & BUNDLING	Unit Dimensions L"xW"xH"	Units/ Cube	Weight/ Stone lbs.
Wall Pallet	Block 1	6"x9"x3"	12	10±
	Block 2	12"x9"x3"	12	20±
	Block 3	18"x9"x3"	12	36±
	Block 4	6"x9"x6"	12	21±
	Block 5	12"x9"x6"	12	42±
	Block 6	18"x9"x6"	12	67±
Corner Pallet	Block 7	15"x9"x3"	16	30±
	Block 8	15"x9"x6"	16	58±
Coping Pallet	Block 9	6"x10.25"x2.25"	24	10±
	Block 10	12"x10.25"x2.25"	24	20±
	Block 11	18"x10.25"x2.25"	12	30±
	Block 12	18"x10.25"x2.25" (Left End)	6	30±
	Block 13	18"x10.25"x2.25" (Right End)	6	30±
	Belvedere Column Cap	27"x27"x2.25"	10	150±

## PACKAGING INFO

PRODUCT	WEIGHT PER SQ. FT.	UNITS PER SQ. FT.	UNITS PER BAND	UNITS PER CUBE	WEIGHT PER CUBE	SQ. FT. PER UNIT	SQ. FT. PER BAND	SQ. FT. PER CUBE	COLORS STOCKED
Rosetta® Belvedere Walls	91.667	N/A	N/A	N/A	2475	N/A	N/A	27.00	Cuyahoga, Mahoning, Scioto
Rosetta® Belvedere Corners	63.33	N/A	N/A	N/A	1520	N/A	N/A	24.00	Cuyahoga, Mahoning, Scioto
Rosetta® Belvedere Coping	N/A	N/A	N/A	N/A	1550	N/A	N/A	66.00/LNFT	Cuyahoga, Mahoning, Scioto

**Note:** Due to variations in printing, color selections should always be chosen from actual product samples. Textured pavers require a buffer between the plate compactor and paver surface to prevent scuffing. \* Not available in MI.

## COLORS



Cuyahoga Blend Mahoning Blend Scioto Blend

## Coping Pallet

- Pallet weight = ±1,550 lbs (incl. pallet weight)
- Coverage = 66 linear feet per Pallet
- Section = 11 linear feet per 1 layer

Coping blocks are provided in five basic sizes. There are three standard coping blocks which are finished on the front, back, and top faces. The standard coping blocks are tapered approximately 1" on each side from the front to the back of the block. There are also two end units which are finished on front, back, top, and one of the sides. The other side is tapered approximately 1" from the front to the back of the block. The end units are useful for constructing corners and ends. There are multiple face/texture patterns for each basic block size, providing a more random look for your finished project.

Dimensional Coping is also an option for capping the Belvedere Wall. Average block weights of the different face/texture patterns are shown. Weights of individual blocks may vary.

# ROSETTA® DIMENSIONAL



RETAINING WALLS

## PRODUCT SPECS

a) **Rosetta® Dimensional Wall Straight Block\*** - 12" x 8" x 4"  
b) **Rosetta® Dimensional Wall Wedge Block\*** - 12" x 8" x 4"

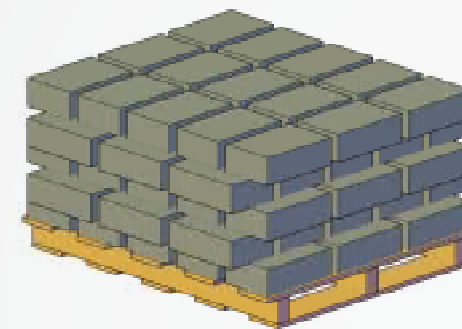
## APPLICATIONS

Garden walls, freestanding walls, columns and edging.



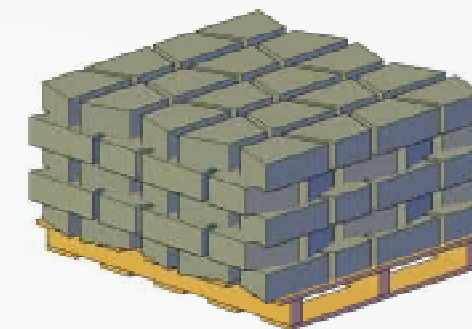
## Dimensional Straight Pallet

- 75 pieces / pallet
- 28# / piece
- 2100# / pallet



## Dimensional Wedge Pallet

- 100 pieces / pallet
- 20# / piece
- 2000# / pallet




## PACKAGING INFO

PRODUCT	WEIGHT PER SQ. FT.	UNITS PER SQ. FT.	UNITS PER BAND	UNITS PER CUBE	WEIGHT PER CUBE	SQ. FT. PER UNIT	SQ. FT. PER BAND	SQ. FT. PER CUBE	COLORS STOCKED
Rosetta® Dimensional Wall	84	3.00	N/A	75	2100	.333	N/A	25.00	Cuyahoga, Mahoning, Scioto
Rosetta® Dimensional Wedge	N/A	3.00	N/A	100	2000	.333	N/A	N/A	Cuyahoga, Mahoning, Scioto

**Note:** Due to variations in printing, color selections should always be chosen from actual product samples. \* Not available in MI.

## COLORS



Cuyahoga Blend Mahoning Blend Scioto Blend

OBERFIELDS

OBERFIELDS

# ROSETTA® KODAH



# ROSETTA® DIMENSIONAL COPING



RETAINING WALLS

### PRODUCT SPECS

- a) **Kodah Wall\*** - 12" x 10.5" x 6"
- b) **Kodah Wall\*** - 21" x 10.5" x 6"
- c) **Kodah Wall\*** - 30" x 10.5" x 6"
- d) **Kodah Wall\*** - 42" x 10.5" x 6"
- e) **Kodah Wall Corner\*** - 21" x 10.5" x 6"

Packaged together

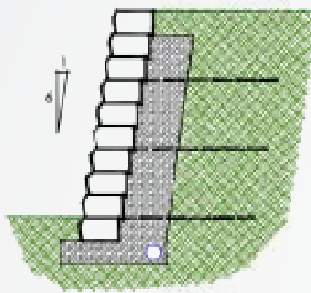


### APPLICATIONS


Garden walls, freestanding walls, columns and edging.

### INSTALLATION

#### Engineered Retaining Wall



#### Freestanding Wall



Kodah Freestanding Wall Blocks are provided in four basic sizes. The blocks are finished on both the front and back faces of the wall blocks and they are tapered on each side approximately 1 1/2" from the front to the back of the block. There are multiple texture patterns for each basic block size to provide a more random look for your finished project. Average block weights of the different texture patterns are shown. Weights of individual blocks may vary.

### BLOCK DETAILS

STONE & BUNDLING	Unit Dimensions L"xW"xH"	Units/ Cube	Weight/ Stone lbs.	
Freestanding Wall Pallet	Block 1	42"x10.5"x6"	6	200±
	Block 2	30"x10.5"x6"	3	140±
	Block 3	21"x10.5"x6"	6	100±
	Block 4	12"x10.5"x6"	3	50±
Corner Pallet	Block 5	21"x10.5"x6"	16	100±

The Kodah Collection contains two corner blocks. These blocks are finished on three sides, and the fourth side is tapered to fit with the other retaining wall and freestanding wall blocks. The corner blocks can be used to construct columns, provide a finished end on a freestanding wall, and make 90° corners. There are multiple texture patterns for the faces of both corner blocks, thus providing a more random look for your finished project. Average block weights of the different texture patterns are shown. Weights of individual blocks may vary.

### PACKAGING INFO

PRODUCT	WEIGHT PER SQ. FT.	UNITS PER SQ. FT.	UNITS PER BAND	UNITS PER CUBE	WEIGHT PER CUBE	SQ. FT. PER UNIT	SQ. FT. PER LAYER	SQ. FT. PER CUBE	COLORS STOCKED
Rosetta® Wall Pallet	N/A	N/A	N/A	18	2400	N/A	N/A	21.00	Cuyahoga, Mahoning, Scioto
Rosetta® Corner Pallet	N/A	N/A	N/A	16	1600	1.3	N/A	21.00	Cuyahoga, Mahoning, Scioto

**Note:** Due to variations in printing, color selections should always be chosen from actual product samples. \* Not available in MI.

### COLORS



Cuyahoga Blend


Mahoning Blend

Scioto Blend

### PRODUCT SPECS

- a) **Standard Coping\*** - 18" x 12.5" x 2.5"
- b) **Finished End Coping\*** - 19" x 12.5" x 2.5"
- c) **Long Coping\*** - 24" x 12.5" x 2.5"

Packaged together

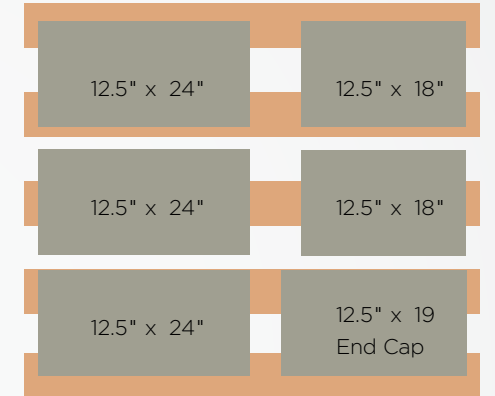


### APPLICATIONS

Wall applications.

### BLOCK DETAILS

STONE & BUNDLING	Unit Dimensions L"xW"xH"	Units Bundle	Weight/ Stone lbs.	
Dimensional Coping Pallet	Standard	18" x 12.5" x 2.5"	12	46±
	Finished End	19" x 12.5" x 2.5"	6	48±
	Long	24" x 12.5" x 2.5"	18	61±



### Dimensional Coping Pallet Overview

- 6 layers per pallet
- 63 LF/pallet
- Section = 10.5 LF per 1 layer.

### PACKAGING INFO

PRODUCT	WEIGHT PER SQ. FT.	UNITS PER SQ. FT.	UNITS PER BAND	UNITS PER CUBE	WEIGHT PER CUBE	SQ. FT. PER UNIT	SQ. FT. PER BAND	SQ. FT. PER CUBE	COLORS STOCKED
Rosetta® Dimensional Coping	N/A	N/A	N/A	N/A	1950	N/A	N/A	63.00/ LNFT	Cuyahoga, Mahoning, Scioto

**Note:** Due to variations in printing, color selections should always be chosen from actual product samples. \* Not available in MI.

### COLORS



Cuyahoga Blend



Mahoning Blend



Scioto Blend

RETAINING WALLS

OBERFIELDS



# ROSETTA® OUTCROPPING

## PRODUCT SPECS

### a) Rosetta® Outcropping Wall Stone -

Recommended Ratio

2 A Pallets

2 B Pallets

1 C Pallet

### b) Rosetta® Outcropping Wall Stone\* Corner 6"

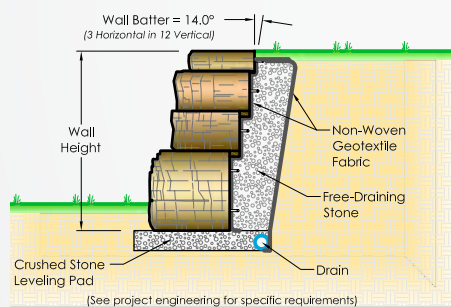
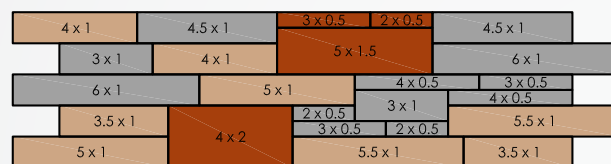
### c) Rosetta® Outcropping Wall Stone\* Corner 12"

## APPLICATIONS


Residential or commercial engineered wall system.

## PATTERNS

Pre-drawn patterns and custom layout software saves time in estimating and installation.




## Pallet A: 18 s.f., 4,000 lbs



## Pallet B: 18 s.f., 4,000 lbs



## Pallet C: 18 s.f., 4,000 lbs



## Corner Pallet 6": 4 units, 1920 lbs

## Corner Pallet 12": 2 units, 2340 lbs



## PACKAGING INFO

PRODUCT	WEIGHT PER SQ. FT.	UNITS PER SQ. FT.	UNITS PER BAND	UNITS PER CUBE	WEIGHT PER CUBE	SQ. FT. PER UNIT	SQ. FT. PER BAND	SQ. FT. PER CUBE	COLORS STOCKED
Rosetta® Outcropping	222.22	N/A	N/A	N/A	4000	N/A	N/A	18.00	Cuyahoga, Scioto

## COLORS



Cuyahoga Blend Scioto Blend

**Note:** Due to variations in printing, color selections should always be chosen from actual product samples.  
\* Not available in MI.



# OLENTANGY BLUFF TREAD™

## PRODUCT SPECS

- a) **Olentangy Bluff Tread™** - 36" L x 16" D x 6" H (280 lbs.)
- b) **Olentangy Bluff Tread™** - 49.5" L x 16" D x 6" H (373 lbs.)
- c) **Olentangy Bluff Tread™** - 60" L x 16" D x 6" H (467 lbs.)
- d) **Olentangy Bluff Tread™** - 72" L x 16" D x 6" H (560 lbs.)



## APPLICATIONS

Residential or commercial step applications.

## PACKAGING INFO

PRODUCT	WEIGHT PER SQ. FT.	UNITS PER SQ. FT.	UNITS PER BAND	UNITS PER CUBE	WEIGHT PER CUBE	SQ. FT. PER UNIT	SQ. FT. PER BAND	SQ. FT. PER CUBE	COLORS STOCKED
Olentangy Bluff Tread 36"	N/A	N/A	N/A	8	2240	N/A	N/A	N/A	Cuyahoga, Hidden Pines, Mahoning, Scioto
Olentangy Bluff Tread 48"	N/A	N/A	N/A	8	2984	N/A	N/A	N/A	Cuyahoga, Hidden Pines, Mahoning, Scioto
Olentangy Bluff Tread 60"	N/A	N/A	N/A	6	2802	N/A	N/A	N/A	Cuyahoga, Hidden Pines, Mahoning, Scioto
Olentangy Bluff Tread 72"	N/A	N/A	N/A	4	2240	N/A	N/A	N/A	Cuyahoga, Hidden Pines, Mahoning, Scioto

**Note:** Due to variations in printing, color selections should always be chosen from actual product samples.

## COLORS



Scioto Blend





# ROSETTA® STEPS

## PRODUCT SPECS

### a) Rosetta® Irregular Steps\*


- All irregular steps have 7" rise
- 42" L x 17" D x 7" H (349 lbs.)
- 42" L x 26" D x 7" H (476 lbs.)
- 54" L x 22" D x 7" H (458 lbs.)
- 48" L x 24" D x 7" H (512 lbs.)
- 48" L x 28" D x 7" H (567 lbs.)
- 60" L x 24" D x 7" H (600 lbs.)

Packaged Together



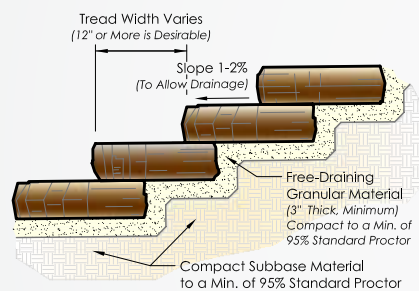
### b) Rosetta® Dimensional Steps\*

- All dimensional steps have 7" rise
- 36" L x 18" D x 7" H (375 lbs.)
- 48" L x 18" D x 7" H (455 lbs.)
- 72" L x 30" D x 7" H (1320 lbs.)



## APPLICATIONS

Residential or commercial step applications.



## PACKAGING INFO

PRODUCT	WEIGHT PER SQ. FT.	UNITS PER SQ. FT.	UNITS PER BAND	UNITS PER CUBE	WEIGHT PER CUBE	SQ. FT. PER UNIT	SQ. FT. PER BAND	SQ. FT. PER CUBE	COLORS STOCKED
Rosetta® Irregular Steps*	N/A	N/A	N/A	6	3150	N/A	N/A	N/A	Cuyahoga, Hidden Pines, Mahoning, Scioto
Rosetta® Dimensional Steps 3'	N/A	N/A	N/A	6	2250	N/A	N/A	N/A	Cuyahoga, Hidden Pines, Mahoning, Scioto
Rosetta® Dimensional Steps 4'	N/A	N/A	N/A	6	2730	N/A	N/A	N/A	Cuyahoga, Hidden Pines, Mahoning, Scioto
Rosetta® Dimensional Steps 6'	N/A	N/A	N/A	3	3960	N/A	N/A	N/A	Cuyahoga, Hidden Pines, Mahoning, Scioto

Due to variations in printing, color selections should always be chosen from actual product samples. \* Not available in MI.

## COLORS



Cuyahoga Blend      Hidden Pines Blend      Mahoning Blend      Scioto Blend



# EDINGTON WALL STONE®

## PRODUCT SPECS

- a) Edington Wall Stone® - 12" x 8" x 4"
- b) Edington Wall Stone® Wedge - 12" x 8" x 4"



## APPLICATIONS

Garden walls, freestanding walls, columns and edging with a 3' height maximum.

## EDINGTON® FIRE PIT KIT

Build a fire pit in no time with our Edington® Fire Pit Kit. This kit has an outside diameter of 48" and a height of 12". Kit includes a steel metal ring. Optional precast caps are available for a different look at an additional cost. Great for small fires, roasting marshmallows and hot dogs.



## PACKAGING INFO

PRODUCT	WEIGHT PER SQ. FT.	UNITS PER SQ. FT.	UNITS PER BAND	UNITS PER CUBE	WEIGHT PER CUBE	SQ. FT. PER UNIT	SQ. FT. PER BAND	SQ. FT. PER CUBE	COLORS STOCKED
Edington Wall Stone®	90	3.00	N/A	120	3600	0.333	N/A	40.00	Canyon Creek, Charcoal, Earth, Flagstone, Quarrystone
Edington Wall Stone® Wedge	75	3.00	N/A	96	2400	0.333	N/A	32.00	Canyon Creek, Charcoal, Earth, Flagstone, Quarrystone

Due to variations in printing, color selections should always be chosen from actual product samples.

## COLORS



Canyon Creek Blend      Earth Blend      Flagstone Blend      Quarrystone Blend      Charcoal Blend

## BANDING AND ACCENTS




# NON-WEATHERED VERSA-LOK®



## PRODUCT SPECS

- a) **Versa-Lok®** - 16" (face) x 14" (rear) x 12" D x 6" H
- b) **Smooth Top Versa-Lok®** - 16" (face) x 14" (rear) x 12" D x 6" H
- c) **Rectangular Cap** - 16" (face) x 11<sup>5</sup>/<sub>8</sub>" D x 3<sup>5</sup>/<sub>8</sub>" H
- d) **Solid Corner** - 7<sup>7</sup>/<sub>8</sub>" (face) x 12" D x 6" H
- e) **Full Return Corner** - 16" (face) x 7<sup>7</sup>/<sub>8</sub>" D x 6" H



## APPLICATIONS


Residential or commercial engineered retaining wall applications.

## PACKAGING INFO

PRODUCT	WEIGHT PER SQ. FT.	UNITS PER SQ. FT.	UNITS PER BAND	UNITS PER CUBE	WEIGHT PER CUBE	SQ. FT. PER UNIT	SQ. FT. PER BAND	SQ. FT. PER CUBE	COLORS STOCKED
Non-Weathered Versa-Lok® Standard	123	1.50	N/A	36	2952	0.667	N/A	24.00	Antique, Canyon Creek, Charcoal, Chestnut, Desert Sand, Earth, Flagstone, Granite, Gray
Non-Weathered Versa-Lok® Smooth Top Standard	123	1.50	N/A	36	2952	0.667	N/A	24.00	Antique, Canyon Creek, Charcoal, Chestnut, Desert Sand, Earth, Flagstone, Granite, Gray
Non-Weathered Rectangular Retaining Wall Cap	51	N/A	N/A	60	2880	N/A	N/A	N/A	Antique, Canyon Creek, Charcoal, Chestnut, Desert Sand, Earth, Flagstone, Granite, Gray
Non-Weathered Versa-Lok® Solid Corner	41	3.00	N/A	72	2952	N/A	N/A	N/A	Antique, Canyon Creek, Charcoal, Chestnut, Desert Sand, Earth, Flagstone, Granite, Gray
Non-Weathered Versa-Lok® Full Return Corner	48	N/A	N/A	54	2592	N/A	N/A	N/A	Antique, Canyon Creek, Charcoal, Chestnut, Desert Sand, Earth, Flagstone, Granite, Gray

Due to variations in printing, color selections should always be chosen from actual product samples.

## COLORS




Antique Blend Canyon Creek Blend Charcoal Blend Chestnut Blend Desert Sand Blend  
 Earth Blend Flagstone Blend Granite Blend Gray Blend

# NON-WEATHERED VERSA-LOK® MOSAIC



## PRODUCT SPECS

- a) **Versa-Lok® Non-Weathered Standard** - 16" (face) x 14" (rear) x 12" D x 6" H
- b) **Versa-Lok® Non-Weathered Cobble** - 8" (face) x 12" D x 6" H
- c) **Versa-Lok® Non-Weathered Accent** - 12" (face) x 12" D x 4" H
- d) **Rectangular Cap** - 16" (face) x 11<sup>5</sup>/<sub>8</sub>" D x 3<sup>5</sup>/<sub>8</sub>" H
- e) **Solid Corner** - 7<sup>7</sup>/<sub>8</sub>" (face) x 12" D x 6" H
- f) **Full Return Corner** - 16" (face) x 7<sup>7</sup>/<sub>8</sub>" D x 6" H



## APPLICATIONS

Residential or commercial engineered retaining wall applications.

## PACKAGING INFO

PRODUCT	WEIGHT PER SQ. FT.	UNITS PER SQ. FT.	UNITS PER BAND	UNITS PER CUBE	WEIGHT PER CUBE	SQ. FT. PER UNIT	SQ. FT. PER BAND	SQ. FT. PER CUBE	COLORS STOCKED
Non-Weathered Versa-Lok® Standard	123	1.50	N/A	36	2952	0.667	N/A	24.00	Canyon Creek, Earth, Flagstone
Non-Weathered Versa-Lok® Cobble	123	3.00	N/A	72	2952	0.333	N/A	24.00	Canyon Creek, Earth, Flagstone
Non-Weathered Versa-Lok® Accent	123	3.00	N/A	64	2583	0.333	N/A	21.00	Canyon Creek, Earth, Flagstone
Non-Weathered Rectangular Retaining Wall Cap	51	N/A	N/A	60	2880	N/A	N/A	N/A	Canyon Creek, Earth, Flagstone
Non-Weathered Versa-Lok® Solid Corner	41	3.00	N/A	72	2952	N/A	N/A	N/A	Canyon Creek, Earth, Flagstone
Non-Weathered Versa-Lok® Full Return Corner	48	N/A	N/A	54	2592	N/A	N/A	N/A	Canyon Creek, Earth, Flagstone

Due to variations in printing, color selections should always be chosen from actual product samples.

## COLORS




Canyon Creek Blend Earth Blend Flagstone Blend

# WEATHERED VERSA-LOK® MOSAIC®



## PRODUCT SPECS

- a) **Versa-Lok® Weathered Standard** - 16" (face) x 14" (rear) x 12" D x 6" H
- b) **Versa-Lok® Weathered Cobble** - 8" (face) x 12" D x 6" H
- c) **Versa-Lok® Weathered Accent** - 12V (face) x 12" D x 4" H
- d) **Weathered Rectangular Cap** - 16" (face) x 11<sup>5</sup>/<sub>8</sub>" D x 3<sup>5</sup>/<sub>8</sub>" H
- e) **Weathered Solid Corner** - 7<sup>7</sup>/<sub>8</sub>" (face) x 12" D x 6" H
- f) **Weathered Full Return Corner** - 16" (face) x 7<sup>7</sup>/<sub>8</sub>" D x 6" H



## APPLICATIONS

Residential or commercial engineered retaining wall applications.

## PACKAGING INFO

PRODUCT	WEIGHT PER SQ. FT.	UNITS PER SQ. FT.	UNITS PER BAND	UNITS PER CUBE	WEIGHT PER CUBE	SQ. FT. PER UNIT	SQ. FT. PER BAND	SQ. FT. PER CUBE	COLORS STOCKED
Weathered Versa-Lok® Standard	123	1.50	N/A	36	2952	0.667	N/A	24.00	Canyon Creek, Earth, Flagstone
Weathered Versa-Lok® Cobble	123	3.00	N/A	72	2952	0.333	N/A	24.00	Canyon Creek, Earth, Flagstone
Weathered Versa-Lok® Accent	123	3.00	N/A	64	2583	0.333	N/A	21.00	Canyon Creek, Earth, Flagstone
Weathered Rectangular Retaining Wall Cap	51	N/A	N/A	60	2880	N/A	N/A	N/A	Canyon Creek, Earth, Flagstone
Weathered Versa-Lok® Solid Corner	41	3.00	N/A	72	2952	N/A	N/A	N/A	Canyon Creek, Earth, Flagstone
Weathered Versa-Lok® Full Return Corner	48	N/A	N/A	54	2592	N/A	N/A	N/A	Canyon Creek, Earth, Flagstone

Due to variations in printing, color selections should always be chosen from actual product samples.

## COLORS



Canyon Creek Blend

Earth Creek Blend


Flagstone Blend

# VERSA-LOK® SQUARE FOOT



## PRODUCT SPECS

- a) **Versa-Lok® Square Foot** - 18" (face) x 14" (rear) x 12" D x 8" H
- b) **Square Foot Corner** - 18" (face) x 9" D x 8" H
- c) **18" Retaining Wall Cap** - 18" (face) x 11<sup>5</sup>/<sub>8</sub>" D x 3<sup>5</sup>/<sub>8</sub>" H



## APPLICATIONS

Residential or Commercial, engineered retaining wall applications

## PACKAGING INFO

PRODUCT	WEIGHT PER SQ. FT.	UNITS PER SQ. FT.	UNITS PER BAND	UNITS PER CUBE	WEIGHT PER CUBE	SQ. FT. PER UNIT	SQ. FT. PER BAND	SQ. FT. PER CUBE	COLORS STOCKED
Versa-Lok® Square Foot	87	1.00	N/A	36	3132	1.00	N/A	36.00	Desert Sand, Flagstone, Gray
Square Foot Corner	85	1.00	N/A	36	3060	1.00	N/A	36.00	Desert Sand, Flagstone, Gray
18" Retaining Wall Cap	128	2.19	N/A	40	2336	0.456	N/A	18.24	Desert Sand, Flagstone, Gray

Due to variations in printing, color selections should always be chosen from actual product samples.

## COLORS



Desert Sand Blend

Flagstone Blend

Gray Blend

# EDINGTON® FIRE PIT KIT



## OVERALL DIMENSIONS

12" H x 48" Diameter

## KIT COMPONENTS

- 39 Edington Wall Stone Wedge Units
- 3 - 10 oz. Tubes of Paver Bond
- Steel Ring
- Optional Grill Grate

Build a fire pit in no time with our Edington Fire Pit Kit. Place base units on 4-6" of prepared compacted base and adhere units as you construct. Great for small fires, roasting marshmallows and hot dogs.



Optional  
Precast  
Caps

## COLORS



Canyon Creek Blend    Earth Blend    Flagstone Blend    Quarry Stone Blend

## PRECAST ROCKFACE CAP COLORS



Cuyahoga Blend    Mahoning Blend    Scioto Blend

Due to variations in printing, color selections should always be chosen from actual product samples.

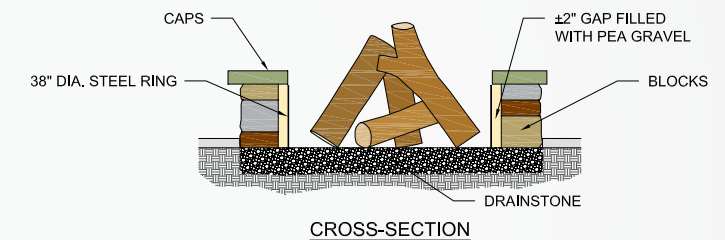
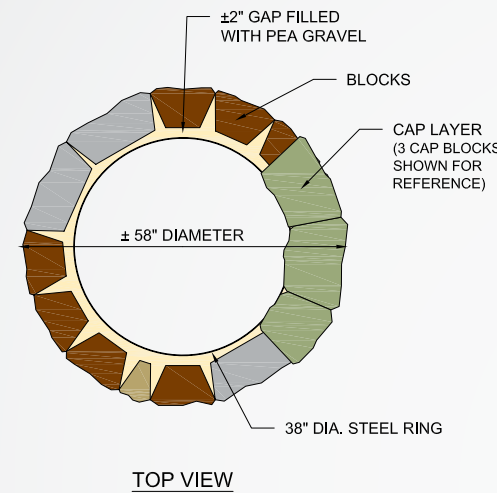
# BELVEDERE® FIRE PIT KIT\*



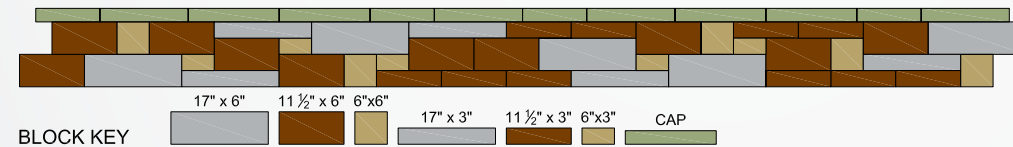
## OVERALL DIMENSIONS

14" H x 60" Diameter


The Belvedere Fire Pit creates a rustic sophistication all its own. The Belvedere Fire Pit has a diameter of approximately five feet and a height of fourteen inches, the proportions of the fire pit creates a perfect focal point for any occasion—from intimate gathers to larger events. The Belvedere Fire Pit blends seamlessly with the entire collection of attractive Rosetta® paver and wall lines. Kit includes steel metal ring.



## SAMPLE BLOCK LAYOUT PATTERN (OPTIONAL)



## COLORS



Cuyahoga Blend    Mahoning Blend    Scioto Blend

Due to variations in printing, color selections should always be chosen from actual product samples.  
\* Not available in MI.

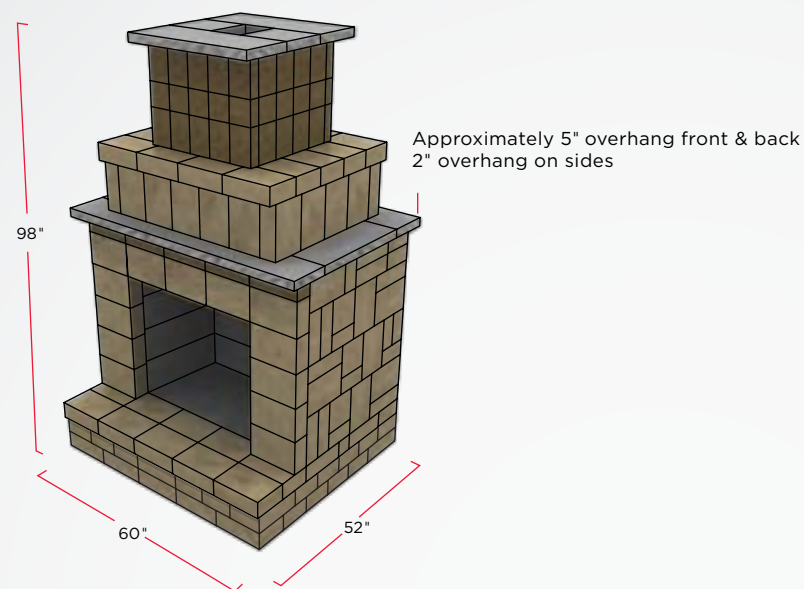
# EDINGTON® FIREPLACE KIT



The Edington Fireplace Kit has everything you need to create a stunning focal point to your outdoor living space. With 3 color options that coordinate with the Washington pavers, your fireplace will be a cozy, beautiful addition to any hardscape.

## OVERALL DIMENSIONS

98" H x 60" W x 52" D



### COLOR OPTION 1



Canyon Creek Blend Edingtons

### COLOR OPTION 2



Earth Blend Edingtons

### COLOR OPTION 3




Flagstone Blend Edingtons



Canyon Creek Blend Vintage Washingtons



Earth Blend Vintage Washingtons



Flagstone Blend Vintage Washingtons



Cuyahoga Blend Mantle



Cuyahoga Blend Mantle



Scioto Blend Mantle

Due to variations in printing, color selections should always be chosen from actual product samples.

# EDINGTON® PUB TABLE KIT



Add additional entertaining space with our Pub Table Kit. The large table top allows plenty of room to enjoy drinks or a snack. The bottom foot rest is great for propping up your feet. We've chosen to stock four of our Edington Wall Stone colors to complement your outdoor living space!

## OVERALL HEIGHT

42"

## KIT COMPONENTS

- 36 Edington Wall Stone pieces
- 1-42" Table Top with 2" hole
- 1-28" Foot Rest with 2" hole
  - Both pieces 3" thick
  - The 2" hole fits standard umbrella (not incl.)
- 2-10 oz. Tubes of Paver Bond
- Optional 42" Round Table Top with 2" hole (non stock)



## COLORS



Canyon Creek Blend

Earth Blend

Flagstone Blend

Quarystone Blend

## PRECAST ROCKFACE COLORS



Cuyahoga Blend

Scioto Blend

Due to variations in printing, color selections should always be chosen from actual product samples.

# EDINGTON® GRILL KIT



## OVERALL DIMENSIONS

38" H x 102" W x 32" D

## KIT COMPONENTS

- 1 Three-Burner Built-In Grill
- Grill Doors
- 190 Edington Wall Stone Units
- 1 Precast Counter Top
- 1 Case of Paver Bond
- 1 Steel Lintel 40"

Ideal for advanced installers that would like to create a professional outdoor grilling station. Constructed from our popular Edington Wall Stone units, this kit allows you to drop in the included grill, for a clean and professional grill station. The kit is large enough to both cook and entertain guests at.

## COLORS



Canyon Creek Blend    Earth Blend    Flagstone Blend    Quarrystone Blend

## PRECAST ROCKFACE COLORS



Cuyahoga Blend    Mahoning Blend    Scioto Blend

Due to variations in printing, color selections should always be chosen from actual product samples.

# EDINGTON® WATER FEATURE KIT



## OVERALL DIMENSIONS

3' H x 8' W x 4'6" D

## KIT COMPONENTS

- 149 Edington Standard Units
- 40 Edington Wedge Units
- 1-24" Colorfalls Kit
- 4-10 oz. Tubes of Paver Bond

Add the calming sound of water to your outdoor space by using the Edington Water Feature Kit. Flanked by two planter columns, the water feature is constructed from our Edington Wall Stone units to compliment your corresponding Edington walls.

## COLORS



Canyon Creek Blend    Earth Blend    Flagstone Blend    Quarrystone Blend

Due to variations in printing, color selections should always be chosen from actual product samples.


# FIREROCK® FIREPLACES




# STRATFORD STONE®



## QUICK INSTALLATION



1  
Set base plate on non-combustible foundation.



2  
Place centerbacks along rear of base plate and build smoke chamber.



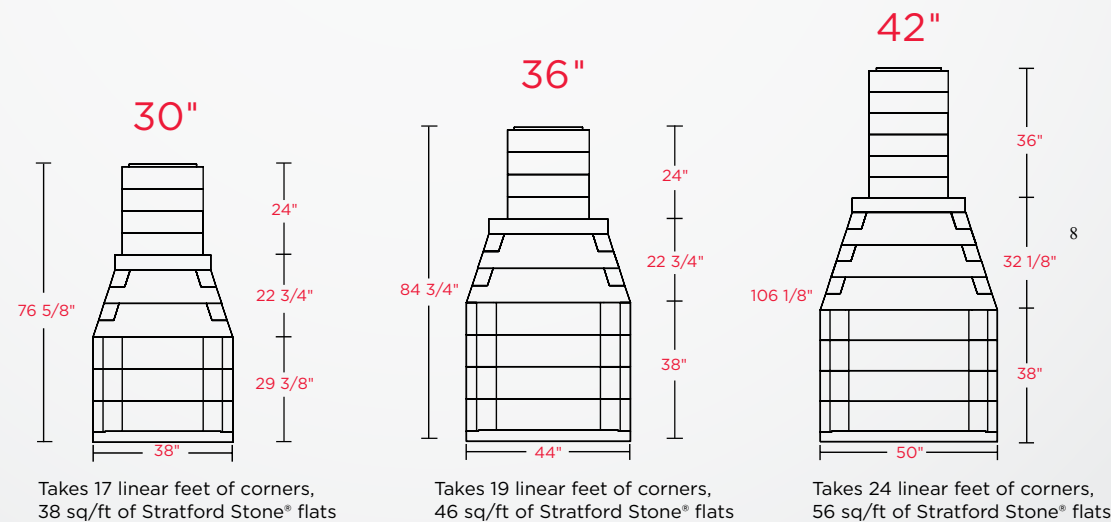
3  
Install firebrick and fireplace is complete.

FireRock® is a simple way to build a high-end, all masonry outdoor fireplace and chimney. This smartly designed system installs in a matter of hours for less than half the cost of a traditional brick and mortar fireplace. And it enhances the value of any outdoor living space.

Model	Overall Height	Overall Depth	Overall Width	Overall Diameter	Firebox Opening Height	Smoke Chamber Height	Weight in Pounds
30" Outdoor Fireplace	76.63"	28.5"	38"	n/a	29.38"	23"	1900
36" Outdoor Fireplace	84.75"	28.5"	44"	n/a	38"	23"	2100
42" Outdoor Fireplace	106.13"	28.5"	50"	n/a	38"	32.5"	2600
36" Arched Front Outdoor Fireplace	84.75"	28.5"	44"	n/a	34**	23"	2160
42" Arched Front Outdoor Fireplace	106.13"	28.5"	50"	n/a	34**	32.5"	2670


\*Measurement at top of arch.

\*\* Height Extension Kit adds 6 inches to overall height. The kit also adds 320-1512 lbs depending on the width of the FireRock.




Add the instant warmth of stone to your interior or exterior space with our Stratford Stone.® This manufactured stone is crafted from molds that replicate the nuances of natural stone. The natural color palette exudes a warmth and richness to any project. Each style of stone conveys a distinct shape, color and style suitable for any application. Ideal for commercial applications, house facades, interior accent walls, fireplaces, outdoor kitchens and pizza ovens.

## LIMESTONE COLORS



Arizona

Chateau



Delaware


Navajo



Rustic Grey

Tuscan

## RUSTIC LEDGESTONE COLORS



Arizona


Chateau

Navajo

Rustic Grey

Tuscan

## STACKED STONE COLORS



Arizona

Chateau

Navajo

Rustic Grey

Tuscan

Due to variations in printing, color selections should always be chosen from actual product samples.

# ROSETTA® PRE-PLANNED PATIO KITS



## RUSTIC COLORS

### GRAND FLAGSTONE



Cuyahoga Blend Scioto Blend

### BELVEDERE WALLS



Cuyahoga Blend Mahoning Blend Scioto Blend


### ROUND FIRE PIT



Cuyahoga Blend Mahoning Blend Scioto Blend

## FORMAL COLORS

### DIMENSIONAL FLAGSTONE



Bluestone Blend Cuyahoga Blend Scioto Blend

### KODAH WALL



Cuyahoga Blend Mahoning Blend

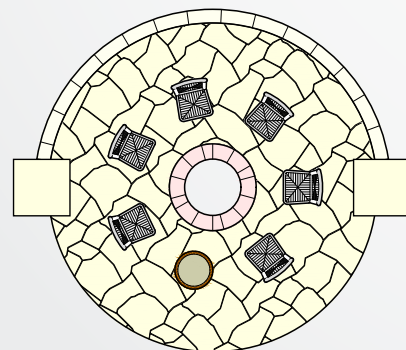
Scioto Blend

### SQUARE FIRE PIT




Cuyahoga Blend Mahoning Blend Scioto Blend

## RUSTIC PATIO DESIGN

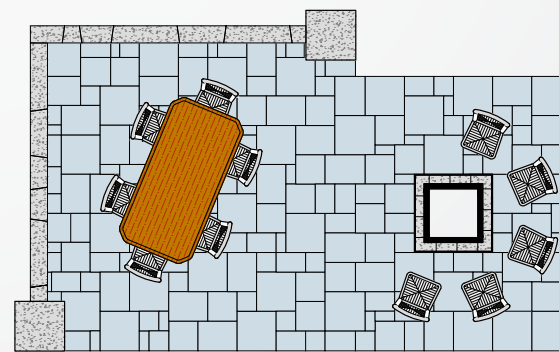


250 square feet

## FORMAL PATIO DESIGN OPTIONS

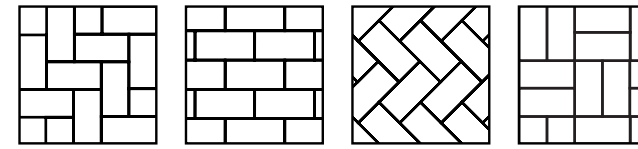


**Option A**  
200 square feet



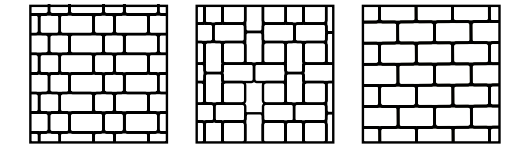
**Option B**  
400 square feet

## MONROE® PAVERS & ELEMENTS™ PAVERS



90° Herringbone Running Bond 45° Herringbone Basketweave

## WASHINGTON® & VINTAGE WASHINGTON® PAVERS

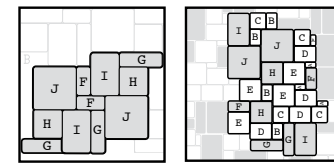


Muster D  
40% Wash. 14  
60% Wash. 21

Muster K  
28% Wash. 14  
72% Wash. 21

Running Bond  
10, 14, or 21

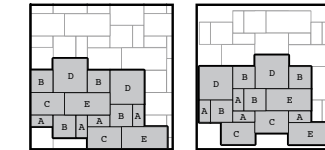
## GRAND LIFESTYLE® PAVERS



Pattern 1

Pattern 2  
Combination Lifestyle  
& Grand Lifestyle

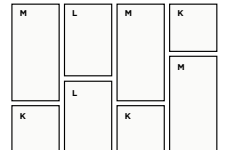
## TRANQUILITY® PAVERS



Pattern 1

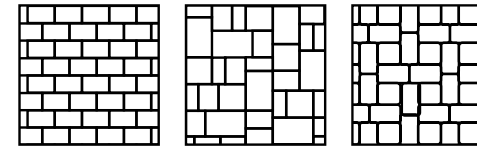
Pattern 2

## GRAND MILESTONE™ PAVERS



Pattern 1

## NATURAL STONE PAVERS

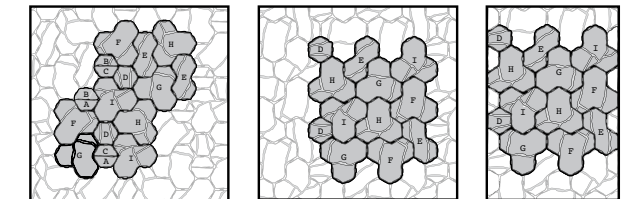


Running Bond  
11.81" x 23.62",  
17.72v x 23.62", or  
23.62" x 35.43"

4 Piece Random  
25% 11.81" x  
23.62"  
30% 17.72" x  
23.62"  
25% 23.62" x  
35.43"  
20% 23.62" x  
23.62"

Jumbo Muster K  
28% Large Sq.  
72% Jumbo Rec.

## DESTINATION® PAVERS

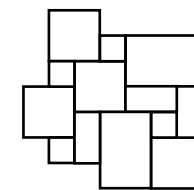


Pattern 1

Pattern 2

Sidewalk Pattern

## TRAVERTINE PAVERS

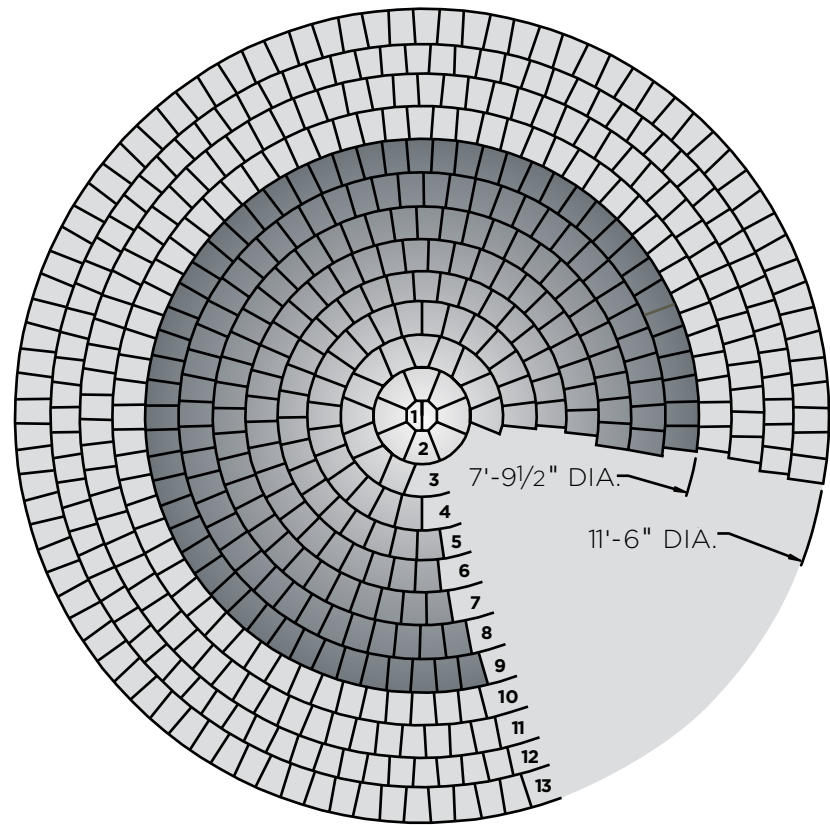


French Pattern

\* All random lays are not a pattern. Random lays can consist of any grouping of the pavers.




**WASHINGTON CIRCLE® PAVERS DIAGRAM**



	Row	Circle Dia.	Installation Pattern	Paver Description - Washington® Series
First Circle Pack	1	5 1/2"	Single Single	2-Washington Circle Center
	2	16 1/2"	Alternate	8-Washington Large Circle
	3	27 1/2"	Single	8-Washington Large Circle & 8-Washington
	4	38 1/2"	Single	26-Washington Small Circle
	5	49 1/2"	Single	33-Washington Small Circle
	6	60 1/2"	Alternate	42-Washington Small Circle
	7	71 1/2"	Alternate	25-Washington Small Circle & 25-Washington 10
	8	82 1/2"	Alternate	29-Washington Small Circle & 29-Washington 10
	9	93 1/2"	Alternate	34-Washington Small Circle & 34-Washington 10
Second Circle Pack	10	104 1/2"	Alternate	38-Washington Small Circle & 38-Washington 10
	11	115 1/2"	Alternate	42-Washington Small Circle & 42-Washington 10
	12	127"	Alternate	46-Washington Small Circle & 46-Washington 10
	13	138"	Single	50-Washington Small Circle & 50-Washington 10
Additional Pieces	14 & Up			(As Needed) Washington 10 (81 pcs or 12.78 ft <sup>2</sup> per pallet band)
Notes	<b>Outside row may require additional Washington 10's, depending on how it is installed.</b> Number of units per row is an approximate based on installation. Due to the complex shapes of the pieces in a circle, there will be some extra pieces not used for standard installation. As shown above, additional pieces may be needed for diameters larger than 8'. Oberfields Edington Wedge Firepit Kits fit at 5th row, for installation, omit rows 1-5.			

**MONROE®**



Antique Blend Autumn Blend Granite Blend

**WASHINGTON®**



Antique Blend Autumn Blend Desert Sand (14's only)

**WASHINGTON CIRCLE®**



Antique Blend Autumn Blend Charcoal

**VINTAGE WASHINGTON®**



Vintage Antique Blend Vintage Charcoal (14's only) Vintage Desert Sand Blend (14's only) Vintage Granite Blend

**TRAVERTINE**



Gold Silver

**PORCELAIN (18"x 36")**



Pietra di Bagnolo Pietra di Barge Point Silver



Sight Antracite Sight Grey Source Beige

**PORCELAIN (12"x 48")**




Soul Grey




Soul Walnut

**ROSETTA® GRAND FLAGSTONE**



Hidden Pines Blend Mahoning Blend


**ROSETTA® DIMENSIONAL FLAGSTONE**



Hidden Pines Blend Mahoning Blend

Due to variations in printing, color selections should always be chosen from actual product samples. Textured pavers require a buffer between the plate compactor and paver surface to prevent scuffing.


**ELEMENTS® SOLID**



**ELEMENTS® SMOOTH BLENDED**




**ELEMENTS® TUMBLED SOLID**



**ELEMENTS® TUMBLED BLENDED**



**ELEMENTS® HAMMERED**




**RENEWABLE™ SOLIDS**




**RENEWABLE™ BLENDED**



**H2O PRO® SOLIDS**




**H2O PRO® BLENDED**



**EDINGTON WALL STONE**



**NON-WEATHERED VERSA-LOK**



**NON-WEATHERED VERSA-LOK MOSAIC**



**WEATHERED VERSA-LOK MOSAIC**



**BELVEDERE/DIMENSIONAL WALL/KODAH / DIMENSIONAL COPING**



**OUTCROPPING**

