

PORCELAIN



Our Porcelain pavers are a collection of colored body porcelain tile surfaces of 20 mm thickness that are ideal outdoor solutions for commercial and residential applications.



DESIGN PAVE®

PREMIUM
CONCRETE
PAVERS



PORCELAIN

 PAVERS
 DesignPAVE®


PRODUCT SPECS

a) **Porcelain** - 24" x 24"

Porcelain pavers are also available in 18 x 36 and 12 x 48 (special order only).
 Porcelain pavers are 20mm thick

APPLICATIONS

Walkways, Driveways, Courtyards, Garages, Porches, Terraces and balconies,
 Access ramps, Verandas, Swimming pools




a

PACKAGING INFO


PRODUCT	UNITS PER BOX	UNITS PER CUBE	BOXES PER CUBE	SQ. FT. PER UNIT	SQ. FT. PER BOX	TOTAL SQ. FT. PER CUBE	WEIGHT PER BOX	WEIGHT PER PALLET	COLORS STOCKED
Porcelain 24" x 24"	2	60	30	3.875	7.75	233	73.20	2196	Bluestone, Limestone, Slate, Concrete, Quartz, Wood
Porcelain 18" x 36"	2	54	27	4.36	8.72	235	82.31	2223	Non-Stock
Porcelain 12" x 48"	2	32	16	3.875	7.75	124	73.16	1171	Non-Stock

Note: Due to variations in printing, color selections should always be chosen from actual product samples.
 Do not use a plate compactor on porcelain pavers.
 Install over a 411 and 89 base.

BLUESTONE LOOK



Blue Select




Full Color




V4

CONCRETE LOOK



Warm Sand



Simply Grey



V4

LIMESTONE LOOK



Limestone




V2

QUARTZ LOOK



Barge Gold




Silver Quartz




V3

SLATE LOOK



Multicolor Gold




Vintage Slab




V2

WOOD LOOK



Natural Design Walnut



Natural Design Pepper



V3

OBERFIELDS