



**OBERFIELDS**

WHAT OUTDOOR LIVING  
SHOULD BE™



# TECH-GUIDE

PAVERS  
RETAINING WALLS  
KITS



## **OBERFIELDS CONCRETE PAVER AND RETAINING WALLS WARRANTY**

OBERFIELDS LLC provides a limited lifetime warranty of its paver, slab, and dry cast wall products and Rosetta® family of precast products for residential applications against manufacturing defects. This Warranty is provided to the original purchaser only, with the original proof of purchase, and is non-transferable.

This Warranty is valid if the material is installed and maintained under industry standards or OBERFIELDS LLC guidelines. Color variances and the appearance of efflorescence do not substantiate a warranty claim. Any product deemed to be defective will be replaced at no charge; however, shipping costs or costs relating to the removal of defective material and replacement labor are not included in this warranty. Color matching cannot be guaranteed.

# CONTENTS

## PAVERS

Monroe®	4
Washington® & Washington Circle®	5
Vintage Washington®	6
Vintage Belhaven®	7
Flint Ridge®	8
Vintage Flint Ridge®	9
Tranquility	10
Milestone	11
Grand Milestone	12
Lifestyle	13
Grand Lifestyle	14
Destination	15
Unity	16
Bullnose	17
Rosetta® Grand Flagstone	18
Rosetta® Dimensional Flagstone	19
Banas Stones® (natural sandstone)	20
Travertine (natural travertine)	21
Ironwood Porcelain	22
Quarcity Porcelain	23
Silex Porcelain	24
ADA Pavers	25
Walk Blocks	26

## ECO PAVERS

Turfstone®	27
Renewable	28
H <sub>2</sub> O Pro	29

## RETAINING WALLS


Rosetta® Belvedere*	30
Rosetta® Dimensional Wall *	31
Rosetta® Kodah	32
Rosetta® Dimensional Coping	33
Rosetta® Outcropping	34
Olentangy Bluff Tread™	35
Rosetta® Steps	36
Edington Wall Stone®	37
Non-Weathered Versa-Lok®	38
Non-Weathered Versa-Lok® Mosaic®	39
Weathered Versa-Lok® Mosaic®	40
Versa-Lok® Square Foot	41
Omega	42
Garden Stack™	43

## KITS

Edington® Fire Pit Kit	44
Belvedere® Fire Pit Kit	45
Edington® Fireplace Kit	46
Edington® Pub Table Kit	47
Edington® Grill Kit	48
Edington® Water Feature Kit	49

## PAVER PATTERNS

Paver Patterns	50
Paver Circle Patterns	51
Non-Stock Colors	52, 53



# MONROE®

PAVERS

DesignPAVE®

## PRODUCT SPECS

a) Monroe® – 4" x 8"

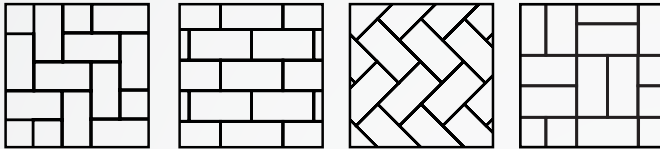
All stocked Monroe® pavers are 2<sup>3</sup>/<sub>8</sub>" thick  
 Monroe Pavers also available 3<sup>1</sup>/<sub>8</sub>" thick, special order only

## APPLICATIONS

Pedestrian or light vehicular traffic, residential driveways, patios, borders and swimming pool decks.



## INSTALLATION PATTERNS



90° Herringbone    Running Bond    45° Herringbone    Basketweave

## PACKAGING INFO

PRODUCT	WEIGHT PER SQ. FT.	UNITS PER SQ. FT.	UNITS PER BAND	UNITS PER CUBE	WEIGHT PER CUBE	SQ. FT. PER UNIT	SQ. FT. PER BAND	SQ. FT. PER CUBE	COLORS STOCKED
Monroe®	27.6	4.7	81	486	2843	0.21	17.17	103	Brown, Canyon Creek, Charcoal, Earth, Flagstone
Monroe® 8cm	36.8	4.7	63	378	2944	0.21	13.23	80	Non-Stock

**Note:** Due to variations in printing, color selections should always be chosen from actual product samples. Textured paver and patio stone surfaces require a buffer between the plate compactor and the paver surface to prevent scuffing.

## COLORS

Canyon Creek Blend

Earth Blend

Flagstone Blend

## BANDING AND ACCENTS

Brown

Charcoal






# WASHINGTON® & WASHINGTON® CIRCLE

## PRODUCT SPECS

- a) Washington® 10 – 4 1/8" x 5 1/2"
- b) Washington® 14 – 5 1/2" x 5 1/2"
- c) Washington® 21 – 5 1/2" x 8 1/4"
- d) Washington® Circle System –  
Circle center, small circle paver, large circle paver
- e) Washington® 10 – 4 1/8" x 5 1/2"




All Washington® Circle Pavers are 2 3/8" thick  
 All stocked Washington® Pavers are 2 3/8" thick  
 Washington® 14 & 21 Pavers also available 3 1/8" thick


## APPLICATIONS

Pedestrian or light vehicular traffic, residential driveways, patios, borders and swimming pool decks.


## INSTALLATION PATTERNS



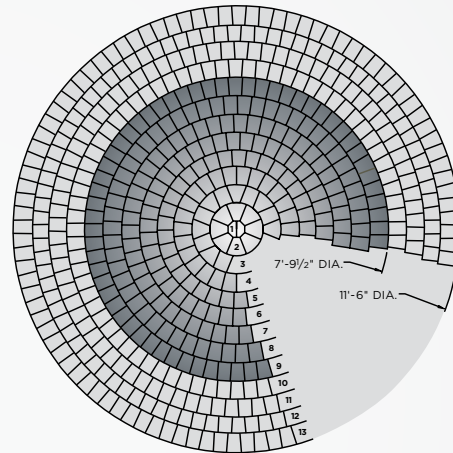
Muster D  
 40% Wash. 14  
 60% Wash. 21



Muster K  
 28% Wash. 14  
 72% Wash. 21



Running Bond  
 10, 14, or 21



See page 51 for Washington Circle Diagram

## PACKAGING INFO

PRODUCT	WEIGHT PER SQ. FT.	UNITS PER SQ. FT.	UNITS PER BAND	UNITS PER CUBE	WEIGHT PER CUBE	SQ. FT. PER UNIT	SQ. FT. PER BAND	SQ. FT. PER CUBE	COLORS STOCKED
Washington® 10	27.6	6.34	80	640	2788	0.16	12.61	101	Canyon Creek, Charcoal, Desert Sand, Earth, Flagstone, Granite
Washington® 14	27.6	4.76	60	480	2760	0.21	12.50	100	Canyon Creek, Charcoal, Earth, Flagstone, Granite
Washington® 21	27.6	3.17	54	324	2815	0.32	17.00	102	Canyon Creek, Charcoal, Desert Sand, Earth, Flagstone, Granite
Washington® Circle	27.6	N/A	N/A	318	1380	Varies	N/A	50	Canyon Creek, Earth, Flagstone, Granite
Washington® 21 8cm	36.8	3.17	42	252	2944	0.32	13.44	80	Non-Stock

**Note:** Due to variations in printing, color selections should always be chosen from actual product samples. Textured paver and patio stone surfaces require a buffer between the plate compactor and the paver surface to prevent scuffing.

## COLORS

Canyon Creek Blend

Earth Blend


Flagstone Blend

Granite Blend

## BANDING AND ACCENTS

Charcoal (10s, 14s, 21s)

Desert Sand (10s and 21s only)



PAVERS  
DesignPAVE®




# VINTAGE WASHINGTON® & VINTAGE WASHINGTON® CIRCLE

PAVERS

DesignPAVE®

## PRODUCT SPECS


- a) **Vintage Washington® 10** – 4<sup>1</sup>/<sub>8</sub>" x 5<sup>1</sup>/<sub>2</sub>"
  - b) **Vintage Washington® 14** – 5<sup>1</sup>/<sub>2</sub>" x 5<sup>1</sup>/<sub>2</sub>"
  - c) **Vintage Washington® 21** – 5<sup>1</sup>/<sub>2</sub>" x 8<sup>1</sup>/<sub>4</sub>"
- All stocked Vintage Washington® Pavers are 2<sup>3</sup>/<sub>8</sub>" thick  
 Vintage Washington® 14 & 21 Pavers also available 3<sup>1</sup>/<sub>8</sub>" thick
- d) **Vintage Washington® Circle** – Circle center, small circle paver,  
 large circle paver, Washington 10's




## APPLICATIONS

Pedestrian or light vehicular traffic, residential driveways, patios, borders and swimming pool decks.


## INSTALLATION PATTERNS



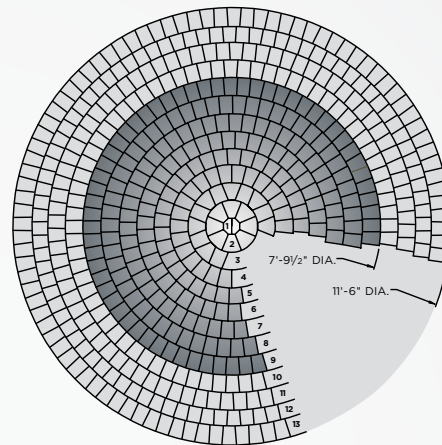
Muster D  
 40% Wash. 14  
 60% Wash. 21



Muster K  
 28% Wash. 14  
 72% Wash. 21



Running Bond  
 10, 14, or 21



See page 51 for Vintage Washington Circle Diagram

## PACKAGING INFO

PRODUCT	WEIGHT PER SQ. FT.	UNITS PER SQ. FT.	UNITS PER BAND	UNITS PER CUBE	WEIGHT PER CUBE	SQ. FT. PER UNIT	SQ. FT. PER BAND	SQ. FT. PER CUBE	COLORS STOCKED
Vintage Washington® 10	27.6	6.34	80	640	2788	0.16	12.61	101	Canyon Creek, Charcoal, Desert Sand, Earth, Flagstone
Vintage Washington® 14	27.6	4.76	60	480	2760	0.21	12.50	100	Canyon Creek, Earth, Flagstone
Vintage Washington® 21	27.6	3.17	54	324	2815	0.32	17.00	102	Canyon Creek, Charcoal, Desert Sand, Earth, Flagstone
Vintage Washington® Circle	27.6	N/A	N/A	318	1380	Varies	N/A	50	Canyon Creek, Earth, Flagstone
Vintage Washington® 21 8 cm	36.8	3.17	42	252	2944	0.32	13.44	80	Non-Stock

**Note:** Due to variations in printing, color selections should always be chosen from actual product samples. Textured paver and patio stone surfaces require a buffer between the plate compactor and the paver surface to prevent scuffing.

## COLORS

**Vintage Canyon Creek Blend**



**Vintage Earth Blend**



**Vintage Flagstone Blend**



## BANDING AND ACCENTS

**Vintage Charcoal (10s and 21s only)**



**Vintage Desert Sand Blend (10s and 21s only)**






# VINTAGE BELHAVEN® & VINTAGE BELHAVEN® CIRCLE

## PRODUCT SPECS


- a) Vintage Belhaven® Small Square – 5 1/2" x 5 1/2"
  - b) Vintage Belhaven® Square – 8 1/4" x 8 1/4"
  - c) Vintage Belhaven® Large Square – 11" x 11"
  - d) Vintage Belhaven® Small Rectangle – 5 1/2" x 2 3/4"
  - e) Vintage Belhaven® Standard Rectangle – 8 1/4" x 5 1/2"
  - f) Vintage Belhaven® Large Rectangle – 11" x 8 1/4"
  - g) Vintage Belhaven® Jumbo Rectangle – 16 1/2" x 11"
  - h) Vintage Belhaven® Circle System – Circle Center, Small Circle Paver, Large Circle Paver and Rectangle Circle Paver. **SPECIAL ORDER.**
- All Belhaven® pavers are 2 3/4" thick.




## APPLICATIONS

Pedestrian or light vehicular traffic, residential driveways, patios, borders and swimming pool decks.


## INSTALLATION PATTERN



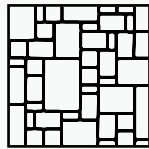
Muster D  
40% Small Sq.  
60% Standard Rec.



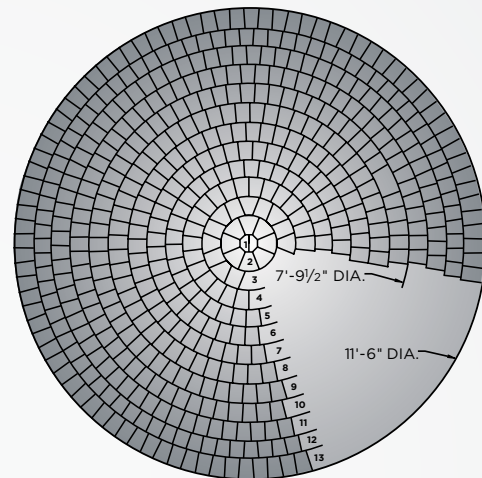
Muster K  
28% Small Sq.  
72% Standard Rec.



3 Piece Random  
51% Standard Rec.  
11% Small Rec.  
38% Small Sq.



6 Piece Random  
29% Jumbo Rec.  
17% Large Rec.  
18% Standard Rec.  
7% Small Rec.  
18% Large Sq.  
11% Small Sq.



See page 51 for Vintage Belhaven Circle Diagram

## PACKAGING INFO

PRODUCT	WEIGHT PER SQ. FT.	UNITS PER SQ. FT.	UNITS PER BAND	UNITS PER CUBE	WEIGHT PER CUBE	SQ. FT. PER UNIT	SQ. FT. PER BAND	SQ. FT. PER CUBE	COLORS STOCKED
Small Square	32.0	4.76	48	384	2592	0.21	10.08	81	Canyon Creek, Earth, Flagstone
Square	32.0	2.35	36	216	2815	0.43	17.00	92	Canyon Creek, Earth, Flagstone
Large Square	32.0	1.19	24	96	2592	0.84	20.16	81	Canyon Creek, Earth, Flagstone
Small Rectangle	32.0	9.52	96	768	2592	0.11	10.56	81	Canyon Creek, Earth, Flagstone
Standard Rectangle	32.0	3.17	48	288	2912	0.32	15.36	91	Canyon Creek, Charcoal, Earth, Flagstone
Large Rectangle	32.0	1.58	32	128	2592	0.63	20.16	81	Canyon Creek, Earth, Flagstone
Jumbo Rectangle	32.0	0.79	16	64	2592	1.27	20.32	81	Canyon Creek, Earth, Flagstone
Circle	32.0	N/A	N/A	704	3520	Varies	N/A	110	Non-Stock
Vintage Flat Top Standard Rectangle	32.0	3.17	48	288	2912	0.32	15.36	91	Charcoal

**Note:** Due to variations in printing, color selections should always be chosen from actual product samples. Textured paver and patio stone surfaces require a buffer between the plate compactor and the paver surface to prevent scuffing.

## COLORS

Vintage Canyon Creek Blend



Vintage Earth Blend



Vintage Flagstone Blend



## BANDING AND ACCENTS

Vintage Charcoal (Standard Rectangle only)



Vintage Flat Top Charcoal (Standard Rectangle only)





# FLINT RIDGE®

PAVERS

DesignPAVE®

## PRODUCT SPECS

- a) Flint Ridge® Small Square – 5 1/2" x 5 1/2"
- b) Flint Ridge® Square – 8 1/4" x 8 1/4"
- c) Flint Ridge® Large Square – 11" x 11"
- d) Flint Ridge® Standard Rectangle – 8 1/4" x 5 1/2"
- e) Flint Ridge® Large Rectangle – 11" x 8 1/4"
- f) Flint Ridge® Jumbo Rectangle – 16 1/2" x 11"




All Flint Ridge® pavers are 2 3/4" thick

## APPLICATIONS

Pedestrian or light vehicular traffic, residential driveways, patios, borders and swimming pool decks.

## INSTALLATION PATTERNS



Muster D	Muster K	3 Piece Random	6 Piece Random	Jumbo Muster K
40% Small Sq.	28% Small Sq.	21% Large Rec.	29% Jumbo Rec.	28% Large Sq.
60% Standard Rec.	72% Standard Rec.	46% Standard Rec.	17% Large Rec.	72% Jumbo Rec.
		33% Small Sq.	18% Standard Rec.	
			7% Small Rec.	
			18% Large Sq.	
			11% Small Sq.	

## PACKAGING INFO

PRODUCT	WEIGHT PER SQ. FT.	UNITS PER SQ. FT.	UNITS PER BAND	UNITS PER CUBE	WEIGHT PER CUBE	SQ. FT. PER UNIT	SQ. FT. PER BAND	SQ. FT. PER CUBE	COLORS STOCKED
Small Square	32.0	4.76	48	384	2592	0.21	10.08	81	Canyon Creek, Earth, Flagstone
Square	32.0	2.35	36	216	2815	0.43	17.00	92	Canyon Creek, Earth, Flagstone
Standard Rectangle	32.0	3.17	48	288	2912	0.32	15.36	91	Canyon Creek, Earth, Flagstone
Large Rectangle	32.0	1.58	32	128	2592	0.63	20.16	81	Canyon Creek, Earth, Flagstone
Large Square	32.0	1.19	24	96	2592	0.84	20.16	81	Canyon Creek, Earth, Flagstone
Jumbo Rectangle	32.0	0.79	16	64	2592	1.27	20.32	81	Canyon Creek, Earth, Flagstone
Vintage Flat Top Standard Rectangle	32.0	3.17	48	288	2912	0.32	15.36	91	Charcoal

**Note:** Due to variations in printing, color selections should always be chosen from actual product samples. Textured paver and patio stone surfaces require a buffer between the plate compactor and the paver surface to prevent scuffing.

## COLORS

Canyon Creek Blend



Earth Blend



Flagstone Blend



## BANDING AND ACCENTS

Vintage Flat Top Charcoal  
(Standard Rectangle Only)








# VINTAGE FLINT RIDGE®

## PRODUCT SPECS

- a) Vintage Flint Ridge® Small Square – 5 1/2" x 5 1/2"
- b) Vintage Flint Ridge® Square – 8 1/4" x 8 1/4"
- c) Vintage Flint Ridge® Large Square – 11" x 11"
- d) Vintage Flint Ridge® Standard Rectangle – 8 1/4" x 5 1/2"
- e) Vintage Flint Ridge® Large Rectangle – 11" x 8 1/4"
- f) Vintage Flint Ridge® Jumbo Rectangle – 16 1/2" x 11"




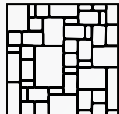

All Flint Ridge® pavers are 2 3/4" thick



## APPLICATIONS

Pedestrian or light vehicular traffic, residential driveways, patios, borders and swimming pool decks.

## INSTALLATION PATTERNS

				
Muster D 40% Small Sq. 60% Standard Rec.	Muster K 28% Small Sq. 72% Standard Rec.	3 Piece Random 21% Large Rec. 46% Standard Rec. 33% Small Sq.	6 Piece Random 29% Jumbo Rec. 17% Large Rec. 18% Standard Rec. 7% Small Rec. 18% Large Sq. 11% Small Sq.	Jumbo Muster K 28% Large Sq. 72% Jumbo Rec.

## PACKAGING INFO

PRODUCT	WEIGHT PER SQ. FT.	UNITS PER SQ. FT.	UNITS PER BAND	UNITS PER CUBE	WEIGHT PER CUBE	SQ. FT. PER UNIT	SQ. FT. PER BAND	SQ. FT. PER CUBE	COLORS STOCKED
Small Square	32.0	4.76	48	384	2592	0.21	10.08	81	Canyon Creek, Earth, Flagstone
Square	32.0	2.35	36	216	2815	0.43	17.00	92	Canyon Creek, Earth, Flagstone
Standard Rectangle	32.0	3.17	48	288	2912	0.32	15.36	91	Canyon Creek, Earth, Flagstone
Large Rectangle	32.0	1.58	32	128	2592	0.63	20.16	81	Canyon Creek, Earth, Flagstone
Large Square	32.0	1.19	24	96	2592	0.84	20.16	81	Canyon Creek, Earth, Flagstone
Jumbo Rectangle	32.0	0.79	16	64	2592	1.27	20.32	81	Canyon Creek, Earth, Flagstone
Vintage Flat Top Standard Rectangle	32.0	3.17	48	288	2912	0.32	15.36	91	Charcoal

**Note:** Due to variations in printing, color selections should always be chosen from actual product samples. Textured paver and patio stone surfaces require a buffer between the plate compactor and the paver surface to prevent scuffing.

## COLORS

**Vintage Canyon Creek Blend**



**Vintage Earth Blend**



**Vintage Flagstone Blend**



## BANDING AND ACCENTS

**Vintage Flat Top Charcoal (Standard Rectangle Only)**





# TRANQUILITY

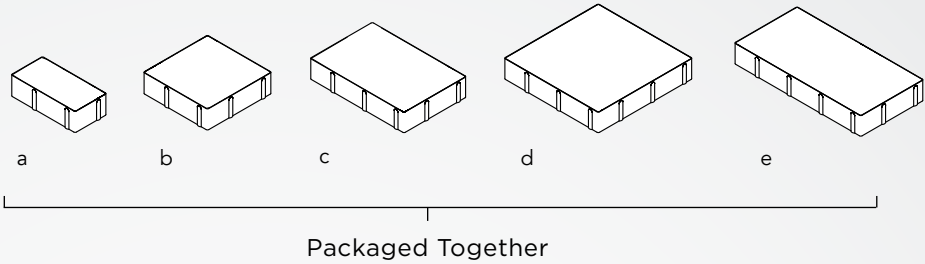
Face-Mix  
ColorFast

PAVERS

## PRODUCT SPECS

- a) Tranquility A – 9<sup>1</sup>/<sub>4</sub>" x 4<sup>5</sup>/<sub>8</sub>"
- b) Tranquility B – 9<sup>1</sup>/<sub>4</sub>" x 9<sup>1</sup>/<sub>4</sub>"
- c) Tranquility C – 14" x 9<sup>3</sup>/<sub>4</sub>"
- d) Tranquility D – 14" x 14"
- e) Tranquility E – 18<sup>1</sup>/<sub>4</sub>" x 9<sup>3</sup>/<sub>4</sub>"

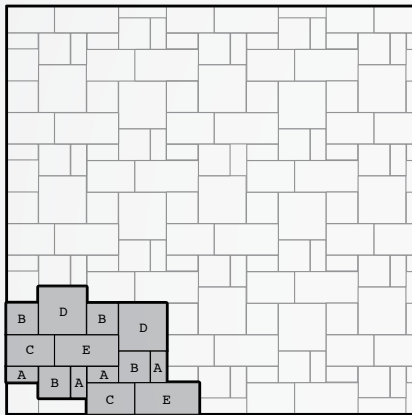
All Tranquility pavers are 2<sup>3</sup>/<sub>4</sub>" thick  
 All Tranquility pavers are sold by layer or cube, not by piece.



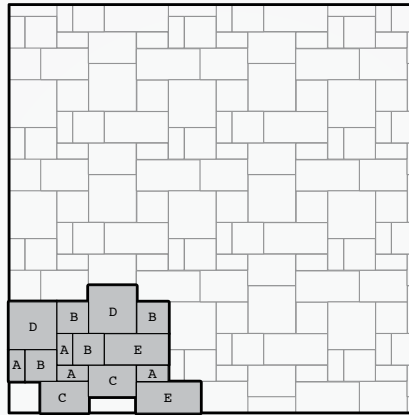
## APPLICATIONS

Pedestrian or light vehicular traffic, residential driveways, patios, borders and swimming pool decks.

## PATTERNS:

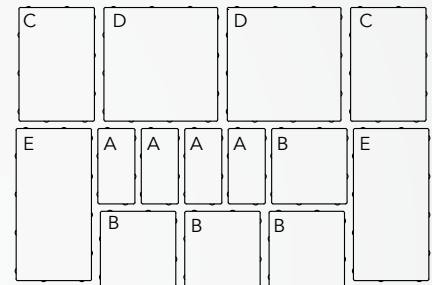


Pattern 1



Pattern 2

## LAYER CONFIGURATION:



## PACKAGING INFO

PRODUCT	SF PER LAYER	LAYERS PER CUBE	WT PER CUBE	SF PER CUBE	COLORS STOCKED
Tranquility-A	10.77	8.00	2910	86.16	Haven, Oasis, Serenity, Timeless
Tranquility-B	10.77	8.00	2910	86.16	Haven, Oasis, Serenity, Timeless
Tranquility-C	10.77	8.00	2910	86.16	Haven, Oasis, Serenity, Timeless
Tranquility-D	10.77	8.00	2910	86.16	Haven, Oasis, Serenity, Timeless
Tranquility-E	10.77	8.00	2910	86.16	Haven, Oasis, Serenity, Timeless

**Note:** Due to variations in printing, color selections should always be chosen from actual product samples. Textured paver and patio stone surfaces require a buffer between the plate compactor and the paver surface to prevent scuffing.

## COLORS

Haven



Oasis



Serenity



Timeless



# MILESTONE

Face-Mix  
ColorFast



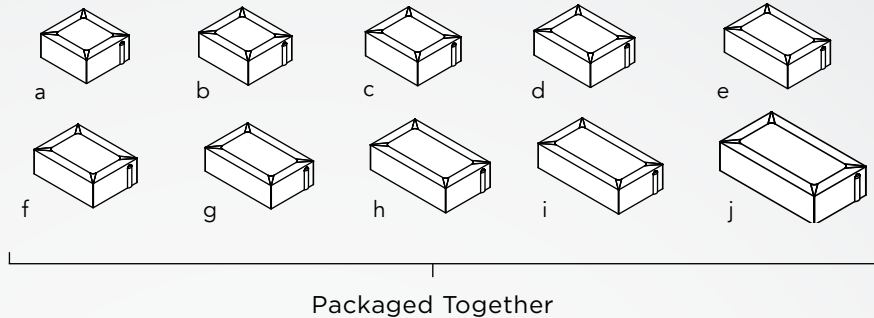
Shown as inlay only.

PAVERS

**E** COUNTY  
AMERICA'S CORPORATION

## PRODUCT SPECS

- a) Milestone A – 5<sup>3</sup>/<sub>4</sub>" x 6<sup>1</sup>/<sub>8</sub>"
- b) Milestone B – 5<sup>3</sup>/<sub>4</sub>" x 6<sup>1</sup>/<sub>2</sub>"
- c) Milestone C – 5<sup>3</sup>/<sub>4</sub>" x 6<sup>15</sup>/<sub>16</sub>"
- d) Milestone D – 5<sup>3</sup>/<sub>4</sub>" x 7<sup>3</sup>/<sub>8</sub>"
- e) Milestone E – 5<sup>3</sup>/<sub>4</sub>" x 7<sup>3</sup>/<sub>4</sub>"
- f) Milestone F – 5<sup>3</sup>/<sub>4</sub>" x 8<sup>1</sup>/<sub>2</sub>"
- g) Milestone G – 5<sup>3</sup>/<sub>4</sub>" x 9"
- h) Milestone H – 5<sup>3</sup>/<sub>4</sub>" x 9<sup>3</sup>/<sub>4</sub>"
- i) Milestone I – 5<sup>3</sup>/<sub>4</sub>" x 10<sup>1</sup>/<sub>2</sub>"
- j) Milestone J – 5<sup>3</sup>/<sub>4</sub>" x 13<sup>5</sup>/<sub>8</sub>"




All Milestone pavers are 2<sup>3</sup>/<sub>4</sub>" thick  
 All Milestone pavers are sold by layer or cube, not by piece.

## APPLICATIONS

Pedestrian or light vehicular traffic, residential driveways, patios, borders and swimming pool decks.

## LAYER CONFIGURATION:



## PACKAGING INFO

PRODUCT	SF PER LAYER	LAYERS PER CUBE	WT PER CUBE	SF PER CUBE	COLORS STOCKED
Milestone-A	9.64	8.00	2605	77.12	Haven, Oasis, Serenity, Timeless
Milestone-B	9.64	8.00	2605	77.12	Haven, Oasis, Serenity, Timeless
Milestone-C	9.64	8.00	2605	77.12	Haven, Oasis, Serenity, Timeless
Milestone-D	9.64	8.00	2605	77.12	Haven, Oasis, Serenity, Timeless
Milestone-E	9.64	8.00	2605	77.12	Haven, Oasis, Serenity, Timeless
Milestone-F	9.64	8.00	2605	77.12	Haven, Oasis, Serenity, Timeless
Milestone-G	9.64	8.00	2605	77.12	Haven, Oasis, Serenity, Timeless
Milestone-H	9.64	8.00	2605	77.12	Haven, Oasis, Serenity, Timeless
Milestone-I	9.64	8.00	2605	77.12	Haven, Oasis, Serenity, Timeless
Milestone-J	9.64	8.00	2605	77.12	Haven, Oasis, Serenity, Timeless

**Note:** Due to variations in printing, color selections should always be chosen from actual product samples.  
 Textured paver and patio stone surfaces require a buffer between the plate compactor and the paver surface to prevent scuffing.

## COLORS

Haven



Oasis



Serenity



Timeless





# GRAND MILESTONE

PAVERS

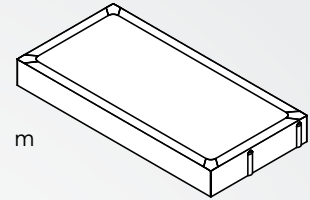
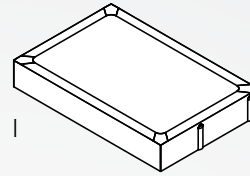
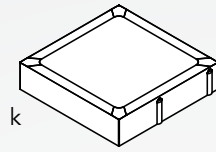
## PRODUCT SPECS

k) **Grand Milestone K** – 11<sup>5</sup>/<sub>8</sub>" x 11<sup>5</sup>/<sub>8</sub>"

l) **Grand Milestone L** – 11<sup>5</sup>/<sub>8</sub>" x 17<sup>1</sup>/<sub>2</sub>"

m) **Grand Milestone M** – 11<sup>5</sup>/<sub>8</sub>" x 23<sup>1</sup>/<sub>2</sub>"

All Grand Milestone pavers are 2<sup>3</sup>/<sub>4</sub>" thick  
 All Grand Milestone pavers are sold by layer or cube, not by piece.

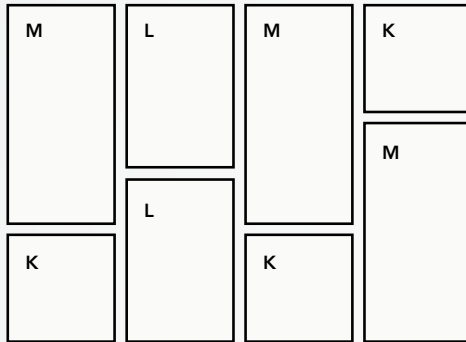


Packaged Together

## APPLICATIONS

Pedestrian or light vehicular traffic, residential driveways, patios, borders and swimming pool decks.

## LAYER CONFIGURATION:



Running Bond Pattern

## PACKAGING INFO

PRODUCT	SF PER LAYER	LAYERS PER CUBE	WT PER CUBE	SF PER CUBE	COLORS STOCKED
Grand Milestone-K	11.36	8	3070	90.88	Haven, Oasis, Serenity, Timeless
Grand Milestone-L	11.36	8	3070	90.88	Haven, Oasis, Serenity, Timeless
Grand Milestone-M	11.36	8	3070	90.88	Haven, Oasis, Serenity, Timeless

**Note:** Due to variations in printing, color selections should always be chosen from actual product samples. Textured paver and patio stone surfaces require a buffer between the plate compactor and the paver surface to prevent scuffing.

## COLORS

Haven



Oasis



Serenity



Timeless



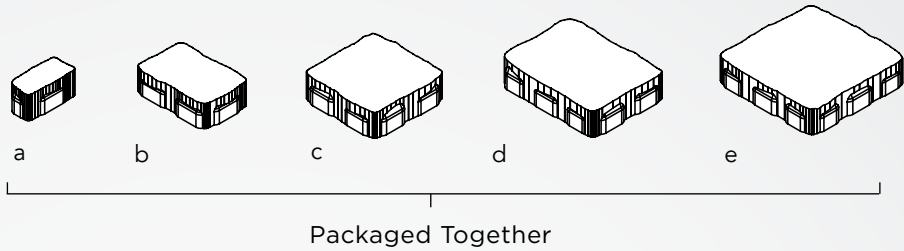

 Face-Mix  
 ColorFast

# LIFESTYLE

## PRODUCT SPECS

- a) Lifestyle A – 5<sup>15</sup>/<sub>16</sub>" x 2<sup>15</sup>/<sub>16</sub>"
- b) Lifestyle B – 5<sup>15</sup>/<sub>16</sub>" x 8<sup>7</sup>/<sub>8</sub>"
- c) Lifestyle C – 8<sup>7</sup>/<sub>8</sub>" x 8<sup>7</sup>/<sub>8</sub>"
- d) Lifestyle D – 8<sup>7</sup>/<sub>8</sub>" x 11<sup>15</sup>/<sub>16</sub>"
- e) Lifestyle E – 11<sup>15</sup>/<sub>16</sub>" x 11<sup>15</sup>/<sub>16</sub>"

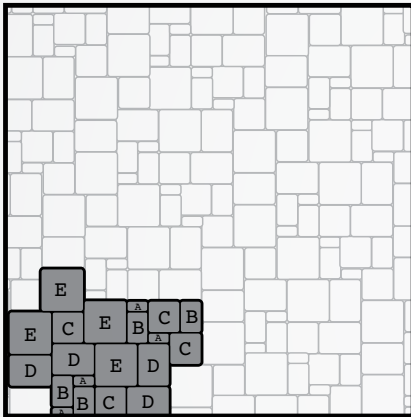
All Lifestyle pavers are 2<sup>3</sup>/<sub>4</sub>" thick  
 All Lifestyle pavers are sold by layer  
 or cube, not by piece.



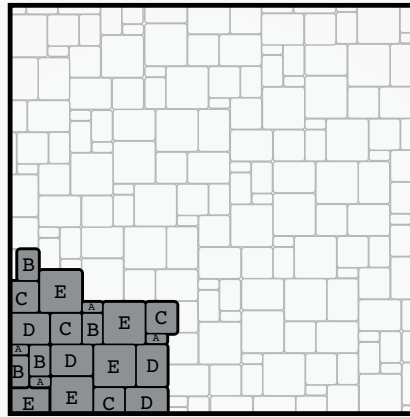
## APPLICATIONS

Pedestrian or light vehicular traffic, residential driveways,  
 patios, borders and swimming pool decks.

## PATTERNS

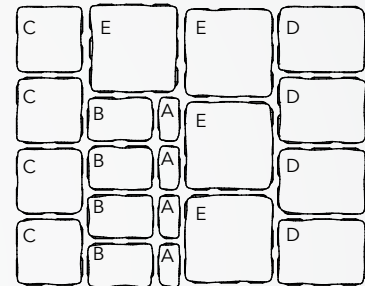


Pattern 1



Pattern 2

## LAYER CONFIGURATION:



## PACKAGING INFO

PRODUCT	SF PER LAYER	LAYERS PER CUBE	WT PER CUBE	SF PER CUBE	COLORS STOCKED
Lifestyle-A	11	8	2970	88	Haven, Oasis, Serenity, Timeless
Lifestyle-B	11	8	2970	88	Haven, Oasis, Serenity, Timeless
Lifestyle-C	11	8	2970	88	Haven, Oasis, Serenity, Timeless
Lifestyle-D	11	8	2970	88	Haven, Oasis, Serenity, Timeless
Lifestyle-E	11	8	2970	88	Haven, Oasis, Serenity, Timeless

**Note:** Due to variations in printing, color selections should always be chosen from actual product samples.  
 Textured paver and patio stone surfaces require a buffer between the plate compactor and the paver surface to prevent scuffing.

## COLORS

Haven



Oasis



Serenity



Timeless





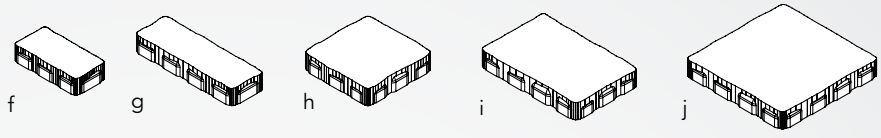
# GRAND LIFESTYLE

Face-Mix  
ColorFast

## PRODUCT SPECS

- f) Grand Lifestyle F – 5<sup>15</sup>/<sub>16</sub>" x 11<sup>15</sup>/<sub>16</sub>"
- g) Grand Lifestyle G – 5<sup>15</sup>/<sub>16</sub>" x 17<sup>15</sup>/<sub>16</sub>"
- h) Grand Lifestyle H – 11<sup>15</sup>/<sub>16</sub>" x 11<sup>15</sup>/<sub>16</sub>"
- i) Grand Lifestyle I – 11<sup>15</sup>/<sub>16</sub>" x 17<sup>15</sup>/<sub>16</sub>"
- j) Grand Lifestyle J – 17<sup>15</sup>/<sub>16</sub>" x 17<sup>15</sup>/<sub>16</sub>"

All Grand Lifestyle pavers are 2<sup>3</sup>/<sub>4</sub>" thick  
 All Grand Lifestyle pavers are sold by layer  
 or cube, not by piece.

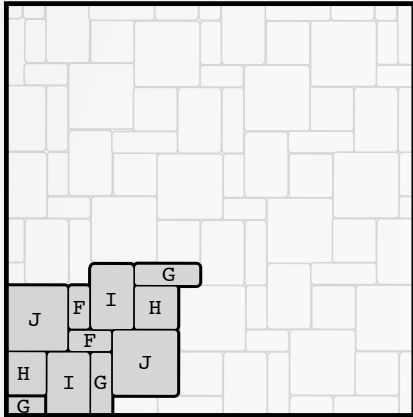


Packaged Together

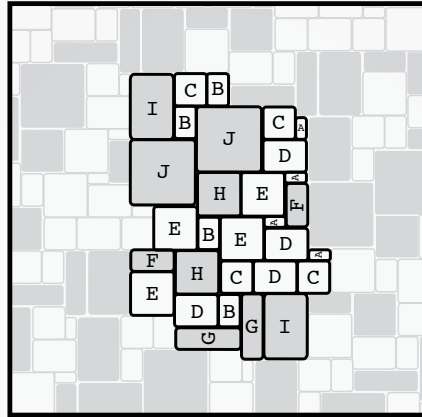
## APPLICATIONS

Pedestrian or light vehicular traffic, residential driveways,  
 patios, borders and swimming pool decks.

## PATTERNS

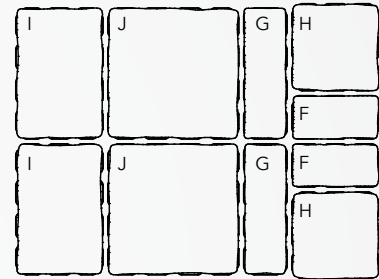


Pattern 1



Pattern 2  
 Combination Lifestyle & Grand Lifestyle

## LAYER CONFIGURATION:



## PACKAGING INFO

PRODUCT	SF PER LAYER	LAYERS PER CUBE	WT PER CUBE	SF PER CUBE	COLORS STOCKED
Lifestyle-F	12.33	8	3330	98.64	Haven, Oasis, Serenity, Timeless
Lifestyle-G	12.33	8	3330	98.64	Haven, Oasis, Serenity, Timeless
Lifestyle-H	12.33	8	3330	98.64	Haven, Oasis, Serenity, Timeless
Lifestyle-I	12.33	8	3330	98.64	Haven, Oasis, Serenity, Timeless
Lifestyle-J	12.33	8	3330	98.64	Haven, Oasis, Serenity, Timeless

**Note:** Due to variations in printing, color selections should always be chosen from actual product samples.  
 Textured paver and patio stone surfaces require a buffer between the plate compactor and the paver surface to prevent scuffing.

## COLORS

Haven



Oasis



Serenity



Timeless





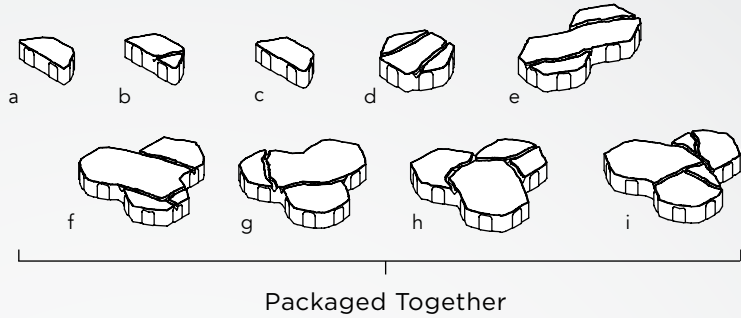
# DESTINATION

Face-Mix  
ColorFast

## PRODUCT SPECS

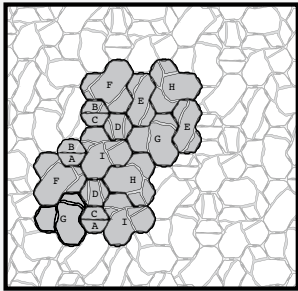
- a) **Destination A** – 3<sup>1</sup>/<sub>8</sub>" H (D & L Vary)
- b) **Destination B** – 3<sup>1</sup>/<sub>8</sub>" H (D & L Vary)
- c) **Destination C** – 3<sup>1</sup>/<sub>8</sub>" H (D & L Vary)
- d) **Destination D** – 3<sup>1</sup>/<sub>8</sub>" H (D & L Vary)
- e) **Destination E** – 3<sup>1</sup>/<sub>8</sub>" H (D & L Vary)
- f) **Destination F** – 3<sup>1</sup>/<sub>8</sub>" H (D & L Vary)
- g) **Destination G** – 3<sup>1</sup>/<sub>8</sub>" H (D & L Vary)
- h) **Destination H** – 3<sup>1</sup>/<sub>8</sub>" H (D & L Vary)
- i) **Destination I** – 3<sup>1</sup>/<sub>8</sub>" H (D & L Vary)

All Destination pavers are 3<sup>1</sup>/<sub>8</sub>" thick  
 All Destination pavers are sold by layer or cube, not by piece.

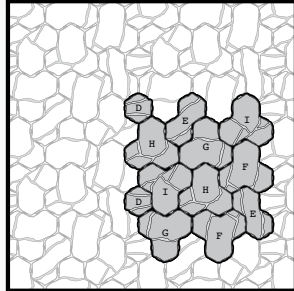


Packaged Together

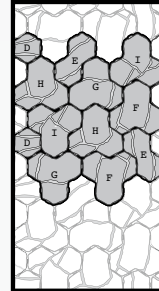
## PATTERNS



Pattern 1

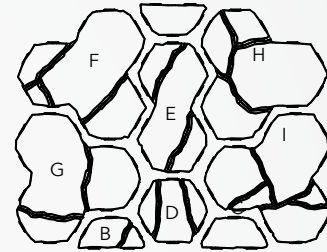


Pattern 2



Sidewalk Pattern

## LAYER CONFIGURATION:



## PACKAGING INFO

PRODUCT	SF PER LAYER	LAYERS PER CUBE	WT PER CUBE	SF PER CUBE	COLORS STOCKED
Destination-A	11.11	8	3000	88.88	Haven, Serenity, Timeless
Destination-B	11.11	8	3000	88.88	Haven, Serenity, Timeless
Destination-C	11.11	8	3000	88.88	Haven, Serenity, Timeless
Destination-D	11.11	8	3000	88.88	Haven, Serenity, Timeless
Destination-E	11.11	8	3000	88.88	Haven, Serenity, Timeless
Destination-F	11.11	8	3000	88.88	Haven, Serenity, Timeless
Destination-G	11.11	8	3000	88.88	Haven, Serenity, Timeless
Destination-H	11.11	8	3000	88.88	Haven, Serenity, Timeless
Destination-I	11.11	8	3000	88.88	Haven, Serenity, Timeless

**Note:** Due to variations in printing, color selections should always be chosen from actual product samples.  
 Textured paver and patio stone surfaces require a buffer between the plate compactor and the paver surface to prevent scuffing.

## COLORS

Haven



Oasis



Serenity



Timeless



# UNITY




## PRODUCT SPECS

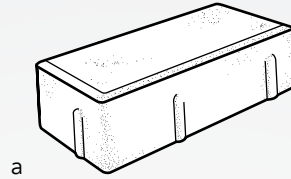
a) **Unity Paver** – 4" x 8"

All Unity pavers are 2<sup>3</sup>/<sub>4</sub>" thick

**Stocked in Rough Texture only**

**Other textures available as special order are:**

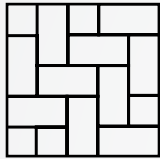
**Hammered, Smooth, Tumbled**



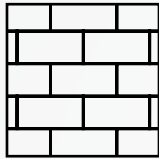
## APPLICATIONS

Pedestrian or light vehicular traffic, residential driveways, commercial applications, patios, borders and swimming pool decks.


## PATTERNS



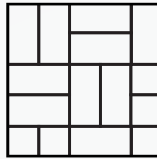
90° Herringbone



Running Bond




45° Herringbone



Basketweave

Note: Pavers can be installed on their own as machine-layable pavers.

## LAYER CONFIGURATION:



Note: 4 x 4 fillers (see black squares in illustration) are used to keep the integrity of a layer when placed by a machine. They are no charge and not sold separately. If 4 x 4 fillers are used in a pattern and more are needed, installers can cut 4 x 8 pavers in half and install where needed.

## PACKAGING INFO

PRODUCT	SF PER LAYER	LAYERS PER CUBE	WT PER CUBE	SF PER CUBE	COLORS STOCKED
Unity	11	8	2996	88	Rough Texture: Homecoming, Reflection, Vision

**Note:** Due to variations in printing, color selections should always be chosen from actual product samples. Textured paver and patio stone surfaces require a buffer between the plate compactor and the paver surface to prevent scuffing.

## COLORS

Shown in rough texture

**Homecoming**



**Reflection**



**Vision**








# BULLNOSE PAVERS

## PRODUCT SPECS

- a) **Single Bullnose** – 6" X 12"
- b) **Vintage Single Bullnose** – 6" X 12"
- c) **Double Bullnose** – 6" X 12"
- d) **Vintage Double Bullnose** – 6" X 12"

All Bullnose pavers are 2<sup>3</sup>/<sub>4</sub>" thick



## APPLICATIONS

Steps, wall caps and coping applications.

**PAVERS**  
DesignPAVE®

## PACKAGING INFO

PRODUCT	WEIGHT PER SQ. FT.	UNITS PER SQ. FT.	UNITS PER BAND	UNITS PER CUBE	WEIGHT PER CUBE	SQ. FT. PER UNIT	SQ. FT. PER BAND	SQ. FT. PER CUBE	COLORS STOCKED
Single Bullnose Paver	30.0	2.00	N/A	192	2880	0.50	N/A	96	Brown, Canyon Creek, Charcoal, Desert Sand, Earth, Flagstone
Vintage Single Bullnose Paver	30.0	2.00	N/A	192	2880	0.50	N/A	96	Brown, Canyon Creek, Charcoal, Desert Sand, Earth, Flagstone
Double Bullnose Paver	30.0	2.00	N/A	192	2880	0.50	N/A	96	Brown, Canyon Creek, Charcoal, Desert Sand, Earth, Flagstone
Vintage Double Bullnose Paver	30.0	2.00	N/A	192	2880	0.50	N/A	96	Brown, Canyon Creek, Charcoal, Desert Sand, Earth, Flagstone

**Note:** Due to variations in printing, color selections should always be chosen from actual product samples. Textured paver and patio stone surfaces require a buffer between the plate compactor and the paver surface to prevent scuffing.

## COLORS



# ROSETTA® GRAND FLAGSTONE



PAVERS

DesignPAVE®

## PRODUCT SPECS

### Rosetta® Grand Flagstone\*

Dimensions – All Grand Flagstone is 1<sup>3</sup>/<sub>4</sub>" thick

All Grand Flagstone sold by layer or cube, not by piece.

**Note:** Outside dimensions of each layer are identical to all other layers, allowing any layer to be used anywhere in the pattern.

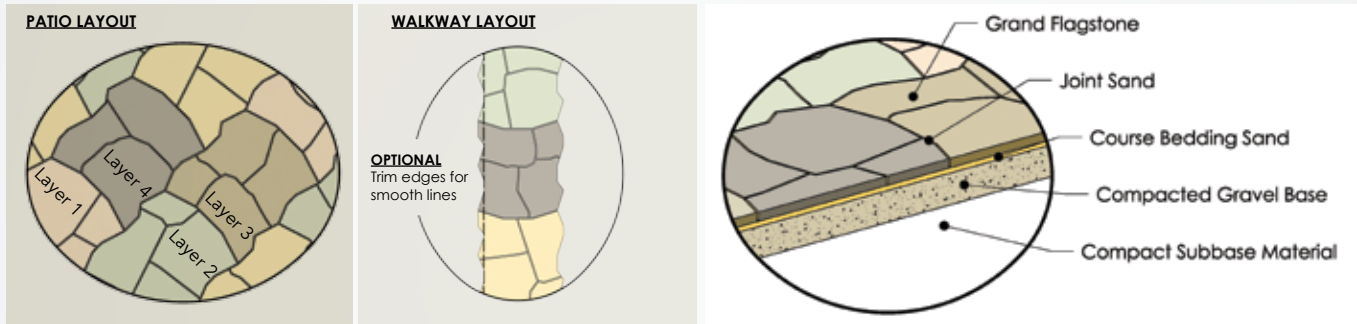
Each pallet contains 2 each of the following layers:



## APPLICATIONS

Pedestrian traffic, patios, borders and swimming pool decks.

## INSTALLATION PATTERNS



## PACKAGING INFO

PRODUCT	WEIGHT PER SQ. FT.	UNITS PER SQ. FT.	LAYERS PER CUBE	UNITS PER CUBE	WEIGHT PER CUBE	SQ. FT. PER UNIT	SQ. FT. PER LAYER	SQ. FT. PER CUBE	COLORS STOCKED
Grand Flagstone	20.5	N/A	8	64	2160	N/A	11	88	Cuyahoga, Scioto

**Note:** Due to variations in printing, color selections should always be chosen from actual product samples. Textured paver and patio stone surfaces require a buffer between the plate compactor and the paver surface to prevent scuffing.

## COLORS

### Cuyahoga Blend



### Scioto Blend




# ROSETTA® DIMENSIONAL FLAGSTONE



## PRODUCT SPECS

- a) Rosetta® Dimensional Flagstone\* – 6" x 12"
- b) Rosetta® Dimensional Flagstone\* – 12" x 12"
- c) Rosetta® Dimensional Flagstone\* – 12" x 18"
- d) Rosetta® Dimensional Flagstone\* – 18" x 18"
- e) Rosetta® Dimensional Flagstone\* – 18" x 24"
- f) Rosetta® Dimensional Flagstone\* – 24" x 24"

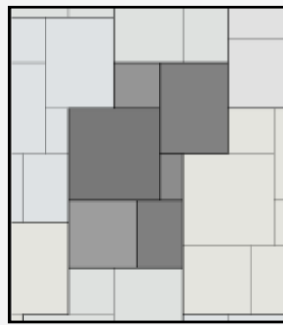
All Dimensional Flagstone are 2" thick  
 All Dimensional Flagstone sold by layer, not by piece.



## APPLICATIONS

Pedestrian traffic, patios, borders and swimming pool decks.

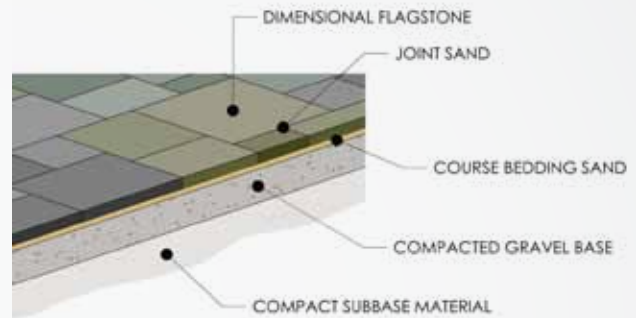
## INSTALLATION PATTERNS



Patio Layout



Walkway Layout



One Layer = 1 Pattern

## PACKAGING INFO

PRODUCT	WEIGHT PER SQ. FT.	UNITS PER SQ. FT.	LAYERS PER CUBE	UNITS PER CUBE	WEIGHT PER CUBE	SQ. FT. PER UNIT	SQ. FT. PER BAND	SQ. FT. PER CUBE	COLORS STOCKED
Dimensional Flagstone	24.0	N/A	8	48	2350	N/A	12.25	98	Bluestone, Cuyahoga, Scioto


**Note:** Due to variations in printing, color selections should always be chosen from actual product samples. Textured paver and patio stone surfaces require a buffer between the plate compactor and the paver surface to prevent scuffing.

## COLORS

Bluestone Blend



Cuyahoga Blend



Scioto Blend



PAVERS  
DesignPAVE®



# BANAS STONES®

PAVERS

SANDSTONE

## PRODUCT SPECS

- a) Banas Stone Sandstone – 11.81" x 23.62"
- b) Banas Stone Sandstone – 17.72" x 23.62"
- c) Banas Stone Sandstone – 23.62" x 23.62"
- d) Banas Stone Sandstone – 23.62" x 35.43"
- e) Banas Stone Sandstone – 11.81" x 23.62"




Banas Stone pavers are 1" thick


## APPLICATIONS

Pedestrian traffic, patios, borders and swimming pool decks.


## INSTALLATION PATTERN



Running Bond  
 11.81" x 23.62",  
 17.72" x 23.62", or  
 23.62" x 35.43"



4 Piece Random  
 25% 11.81" x 23.62"  
 30% 17.72" x 23.62"  
 25% 23.62" x 35.43"  
 20% 23.62" x 23.62"



Jumbo Muster K  
 28% Large Sq.  
 72% Jumbo Rec.

## POOL COPING

Standard Length: 24", 48", 60" and 72"  
 Standard Width: 12" and 16"  
 Standard Thickness: 2"

Finishes: Top Natural, Bottom Calibrated, Edges Bullnosed and Sawn, Edges Rock Faced on Front and Sawn

## WALL COPING

Standard Length: 24", 48", 60" and 72"  
 Standard Width: 12", 14" and 16"  
 Standard Thickness: 2"

Finishes: Top Natural, Bottom Calibrated, Edges Bullnosed and Sawn, Edges Rock Faced on Front and Sawn

## STEPS

Standard Length: 48", 60", 72", 84" and 96"  
 Standard Width: 16"  
 Standard Thickness: 6" and 7"

Finishes: Top Natural, Bottom Calibrated, Edges Bullnosed and Sawn, Edges Rock Faced on Front and Sawn  
 Curbs, Step Fillers, Pier Caps and Circles also available.  
 Special Order Only

## PACKAGING INFO

PRODUCT	WEIGHT PER SQ. FT.	UNITS PER SQ. FT.	UNITS PER BAND	UNITS PER CUBE	WEIGHT PER CUBE	SQ. FT. PER UNIT	SQ. FT. PER BAND	SQ. FT. PER CUBE	COLORS STOCKED
Banas Stones Sandstone® 11.81" x 23.62"	13.2	N/A	N/A	80	2000	N/A	N/A	160	Bronte, Flint, Fossil, Lavender, Slate Grey
Banas Stones Sandstone® 17.72" x 23.62"	13.2	N/A	N/A	80	2800	N/A	N/A	240	Bronte, Flint, Fossil, Lavender, Slate Grey
Banas Stones Sandstone® 23.62" x 23.62"	13.2	N/A	N/A	40	2000	N/A	N/A	160	Bronte, Flint, Fossil, Lavender, Slate Grey
Banas Stones Sandstone® 23.62" x 35.43"	13.2	N/A	N/A	40	2800	N/A	N/A	240	Bronte, Flint, Fossil, Lavender, Slate Grey
Banas Stones Limestone® 11.81" x 23.62"	16.5	N/A	N/A	74	2100	N/A	N/A	148	Kota Black


**Note:** Due to variations in printing, color selections should always be chosen from actual product samples.  
 Do not use a plate compactor on Banas Stones. Install Banas over a 411 base.

## SANDSTONE COLORS

Bronte




Flint



Fossil



Lavender



Slate Grey



## LIMESTONE COLORS

Kota Black






# TRAVERTINE

## PRODUCT SPECS

- a) Travertine Small Square – 8" x 8"
- b) Travertine Small Rectangle – 8" x 16"
- c) Travertine Large Square – 16" x 16"
- d) Travertine Large Rectangle – 16" x 24"
- e) Travertine Bullnose – 12" x 24"

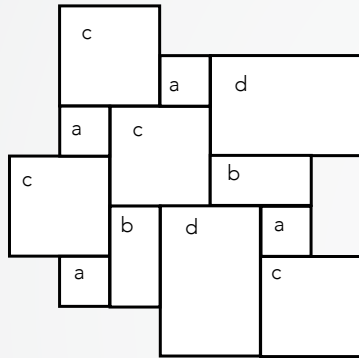
Travertine pavers are 1 1/4" thick  
 Bullnose units are special order



## APPLICATIONS

Pedestrian traffic, patios, borders and swimming pool decks.

## INSTALLATION PATTERNS



French Pattern

## PACKAGING INFO

PRODUCT	WEIGHT PER SQ. FT.	UNITS PER SQ. FT.	UNITS PER BAND	UNITS PER CUBE	WEIGHT PER CUBE	SQ. FT. PER UNIT	SQ. FT. PER BAND	SQ. FT. PER CUBE	COLORS STOCKED
Travertine	15.0	N/A	N/A	N/A	2640	N/A	N/A	176	Classic Ivory, Noche, Tuscany, Walnut

**Note:** Due to variations in printing, color selections should always be chosen from actual product samples. Do not use a plate compactor on Travertine.

## COLORS

Classic Ivory



Noche



Tuscany



Walnut





# IRONWOOD PORCELAIN

PAVERS


## PRODUCT SPECS

- a) Ironwood Rectangle – 9" x 36"
- b) Ironwood Large Square – 24" x 24"

Ironwood pavers are 20mm thick  
 A 4 mm or 5 mm joint is required on all porcelain applications.



a



b

## APPLICATIONS

Pedestrian traffic, patios, borders, swimming pool decks, overlays and rooftop applications.


PORCELAIN

## PACKAGING INFO

PRODUCT	UNITS PER BOX	UNITS PER CUBE	BOXES PER CUBE	SQ. FT. PER UNIT	SQ. FT. PER BOX	TOTAL SQ. FT. PER CUBE	WEIGHT PER BOX	WEIGHT PER CUBE	COLORS STOCKED
Ironwood 9" x 36"	2	84	42	2.25	4.5	189	41.4	1800	Abeto, Ebano, Fresno, Olivo
Ironwood 24" x 24"	2	60	30	4	8	240	75	2309	Abeto, Ebano, Fresno, Olivo

**Note:** Due to variations in printing, color selections should always be chosen from actual product samples.  
 Do not use a plate compactor on porcelain pavers.  
 Install over a 411 and 89 base.

## COLORS



# QUARCITY PORCELAIN



## PRODUCT SPECS

a) **Quarcity Large Square** – 24" x 24"

Quarcity pavers are 20mm thick

A 4 mm or 5 mm joint is required on all porcelain applications.



a

## APPLICATIONS

Pedestrian traffic, patios, borders, swimming pool decks, overlays and rooftop applications.

PAVERS

PORCELAIN

## PACKAGING INFO

PRODUCT	UNITS PER BOX	UNITS PER CUBE	BOXES PER CUBE	SQ. FT. PER UNIT	SQ. FT. PER BOX	TOTAL SQ. FT. PER CUBE	WEIGHT PER BOX	WEIGHT PER CUBE	COLORS STOCKED
Quarcity 24" x 24"	2	60	30	4	8	240	75	2309	Beige, Grafito, Gris, Midnight

**Note:** Due to variations in printing, color selections should always be chosen from actual product samples. Do not use a plate compactor on porcelain pavers. Install over a 411 and 89 base.

## COLORS

Beige




Grafito



Gris



Midnight



# SILEX PORCELAIN



PAVERS

## PRODUCT SPECS

a) **Silex Large Square** – 24" x 24"

Silex pavers are 20mm thick

A 4 mm or 5 mm joint is required on all porcelain applications.



a

## APPLICATIONS

Pedestrian traffic, patios, borders, swimming pool decks, overlays and rooftop applications.

PORCELAIN

## PACKAGING INFO

PRODUCT	UNITS PER BOX	UNITS PER CUBE	BOXES PER CUBE	SQ. FT. PER UNIT	SQ. FT. PER BOX	TOTAL SQ. FT. PER CUBE	WEIGHT PER BOX	WEIGHT PER CUBE	COLORS STOCKED
Silex 24" x 24"	2	60	30	4	8	240	75	2309	Gris, Tabaco

**Note:** Due to variations in printing, color selections should always be chosen from actual product samples. Do not use a plate compactor on porcelain pavers. Install over a 411 and 89 base.

## COLORS

**Gris**




**Tabaco**





# ADA PAVERS



## PRODUCT SPECS

a) **ADA Pavers** – 11<sup>7</sup>/<sub>16</sub>" x 11<sup>7</sup>/<sub>16</sub>" x 2<sup>3</sup>/<sub>8</sub>"

Non-stocking, special order product.

## APPLICATIONS

Sidewalk or curb applications where a detectable warning surface is desired.

Our ADA Detectable Warning Pavers are manufactured in accordance to Section 705 Detectable Warnings of the Department of Justice's 2010 "ADA Standards for Accessible Design."

### According to ADA guidelines:

A detectable warning is a standardized surface feature, built in or applied to, walking surfaces or other elements to warn of hazards on a circulation path.

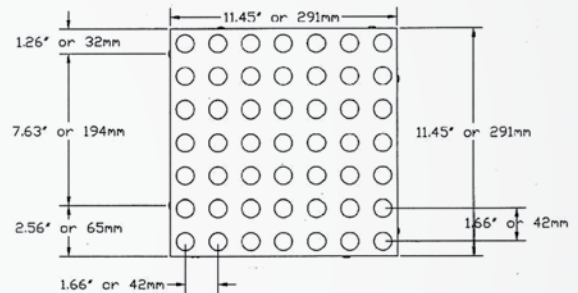
The color of the detectable warning surface shall contrast visually with adjacent walking surfaces, either light on dark, or dark on light.

### ADA Paver Characteristics

- Meets ADA requirements for slip resistance
- Meets ASTM C936 and ACI 530 specifications
- Truncated dome pattern is produced in parallel alignment
- Paver surface can be sandblasted for an alternative surface texture
- Size decreases installation time
- Little or no maintenance required
- Cleaning and sealing information available upon request



a



**Note:** Due to variations in printing, color selections should always be chosen from actual product samples. Textured paver and patio stone surfaces require a buffer between the plate compactor and the paver surface to prevent scuffing.

## SPECIAL ORDER COLORS

**Charcoal**



**Red**






# WALK BLOCKS

PAVERS

DesignPAVE®

## PRODUCT SPECS

- a) **Brick Face** – 18" x 18"
- b) **Brick Face** – 24" x 24"
- c) **Round Patio Stone** – 12" x 12"
- d) **Round Patio Stone** – 18" x 18"
- e) **Square Patio Stone** – 18" x 18"



All walk blocks are 2" thick, and sides have a slight taper.


## APPLICATIONS

For exterior walks and landscape accents.

### Dense Concrete Walk Blocks



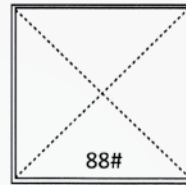
22#  
12" x 12"  
99 per Pallet




44#  
12" x 24"  
48 per Pallet



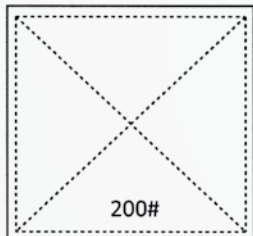
50#  
18" x 18"  
48 per Pallet



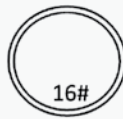
88#  
24" x 24"  
24 per Pallet



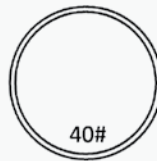
140#  
30" x 30"  
12 per Pallet



200#  
36" x 36"  
12 per Pallet



16#  
12" Round  
99 per Pallet



40#  
18" Round  
48 per Pallet

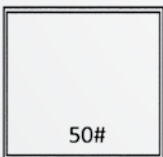


75#  
24" Round  
24 per Pallet

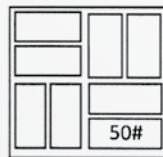
### Available Finishes:

- Exposed Aggregate #1: Gray, crushed limestone, 3/8" top size.
- Exposed Aggregate #2: Pea Gravel, 1/2" top size.
- Smooth As-Cast Surfaces: Natural, concrete color

### Machine-Made Walk Blocks



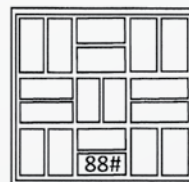
50#  
18" x 18"  
48 per Pallet



50#  
18" x 18" Brick Face  
48 per Pallet



88#  
24" x 24"  
24 per Pallet



88#  
24" x 24" Brick Face  
48 per Pallet

### Available Finishes:

- Fine slip-resistant texture imparted by standard manufacturing process.
  - Simulated brick pattern is provided on top surface of certain units as indicated.
  - Stock colors are Natural Gray, Red, and Earth Blend
- Limited Quantities Available.



16#  
12" Round  
99 per Pallet



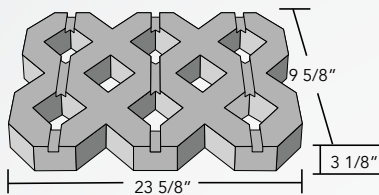
40#  
18" Round  
48 per Pallet



# TURFSTONE

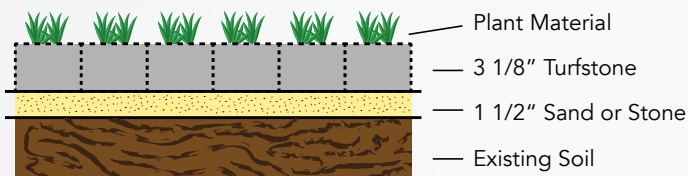
## PRODUCT SPECS

a) Turfstone® Permeable Paver – 15<sup>5</sup>/<sub>8</sub>" x 23<sup>5</sup>/<sub>8</sub>" x 3<sup>1</sup>/<sub>8</sub>"



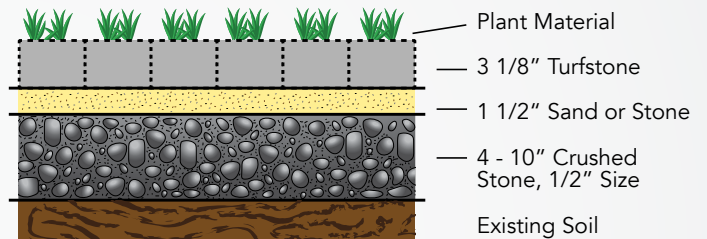
3.22 sq. ft.  
70 lbs.  
41% open (approx.)  
Apertures  
3 7/8" x 3 7/8"

### Cross Section Typical Residential Installation



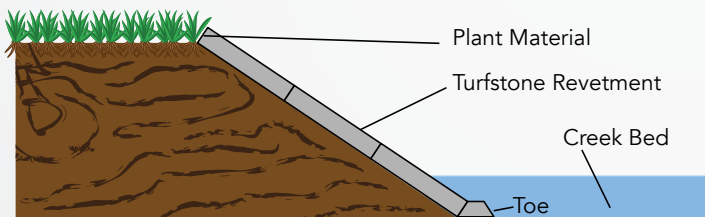
Turfstone and 1 1/2" leveling course after compaction  
4000 lbs. per sq. ft. water runoff "C" factor equal 0.25

### Cross Section Typical Residential Installation



4" thick crushed stone will support 80 lbs. per sq. in.  
6" thick crushed stone will support 120 lbs. per sq. in.  
10" thick crushed stone will support 160 lbs. per sq. in.

### Cross Section Typical Embankment Erosion Control



## PACKAGING INFO

PRODUCT	WEIGHT PER SQ. FT.	UNITS PER SQ. FT.	UNITS PER BAND	UNITS PER CUBE	WEIGHT PER CUBE	SQ. FT. PER UNIT	SQ. FT. PER BAND	SQ. FT. PER CUBE	COLORS STOCKED
Turfstone® Grass Paver	27.6	0.37	N/A	48	2784	2.667	N/A	128	Gray



# RENEWABLE

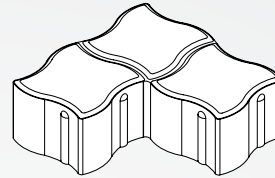
ECO PAVERS

## PRODUCT SPECS

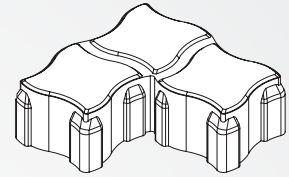
a) **Renewable Paver** – 8<sup>5</sup>/<sub>8</sub>" x 8<sup>5</sup>/<sub>8</sub>" x 3<sup>1</sup>/<sub>8</sub>"

## APPLICATIONS

Sidewalks, Commercial Parking Lots, Patios, Residential Streets, Courtyards, Driveways and Heavy Vehicular Travel Areas

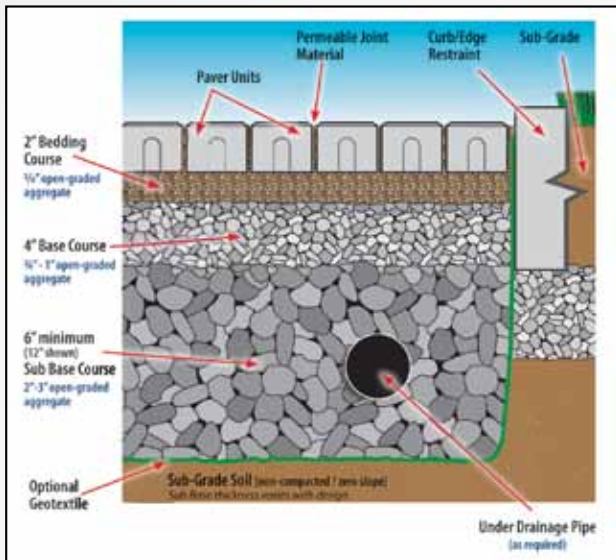


Sandset




Permeable

## CROSS SECTION TYPICAL PERMEABLE PAVER SYSTEM



## LAYER CONFIGURATION:



## PACKAGING INFO

PRODUCT	SF PER LAYER	LAYERS PER CUBE	WT PER CUBE	SF PER CUBE	COLORS STOCKED
Sandset & Permeable	10	8	2750	80	Non-Stock

Palletized to accommodate mechanical equipment for machine laid applications.

**Note:** Due to variations in printing, color selections should always be chosen from actual product samples. Textured pavers require a buffer between the plate compactor and paver surface to prevent scuffing.

## SPECIAL ORDER SOLID COLORS

Dream



Homecoming



Reflection



Reunion



Traditions



Vision



## SPECIAL ORDER BLENDED COLORS

Haven



Oasis



Serenity



Timeless

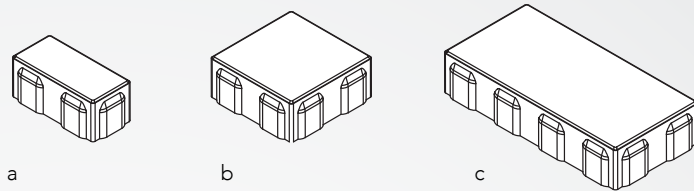




# H<sub>2</sub>O Pro

## PRODUCT SPECS


- a) **H2O Pro-A** - 4" x 8" x 3/8"
- b) **H2O Pro-B** - 8" x 8" x 3/8"
- c) **H2O Pro-C** - 8" x 16" x 3/8"



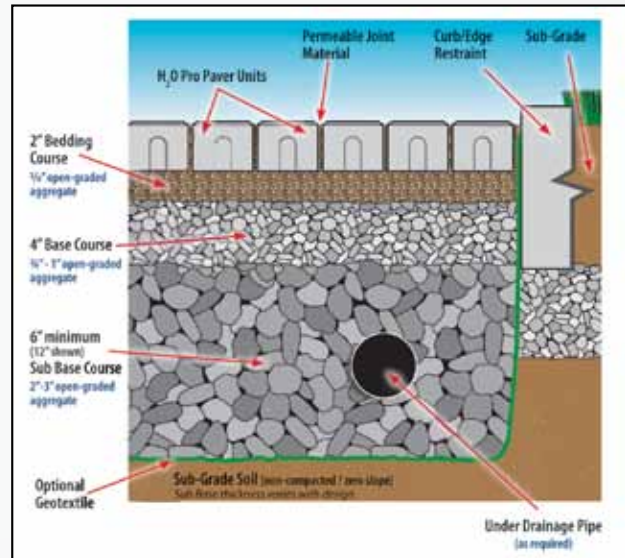
## APPLICATIONS

Driveways, patios, residential streets, parking lots, sidewalks, office plazas, traffic calming features, tree planting areas, subdivision roads, outdoor seating areas, parking bays or lanes, redevelopment sites, public spaces and parks

## LAYER CONFIGURATION: Pro-A 4"x 8"



## CROSS SECTION TYPICAL PERMEABLE PAVER SYSTEM



## PACKAGING INFO

PRODUCT	SF PER LAYER	LAYERS PER CUBE	WT PER CUBE	SF PER CUBE	COLORS STOCKED
H2O Pro-A	11	8	3395	88	Non-Stock
H2O Pro-B	13.2	8	4070	105.60	Non-Stock
H2O Pro-C	13.2	8	4120	105.60	Non-Stock

H2O Pro-A palletized to accommodate mechanical equipment for machine laid applications.

**Note:** Due to variations in printing, color selections should always be chosen from actual product samples. Textured pavers require a buffer between the plate compactor and paver surface to prevent scuffing.

## SPECIAL ORDER H2O PRO BLENDED

Haven



Oasis



Serenity



Timeless




## SPECIAL ORDER H2O PRO SOLIDS

Reflection



Vision





# ROSETTA BELVEDERE®

RETAINING WALLS

## PRODUCT SPECS

### Rosetta® Belvedere –

Wall blocks come in different sizes to create a double sided wall

Rosetta® Belvedere also available in corners and copings.

See Belvedere Firepit Kit, Page 45.



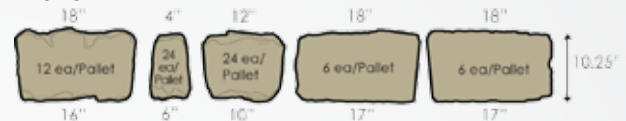
### Wall Pallet



### Corner Pallet



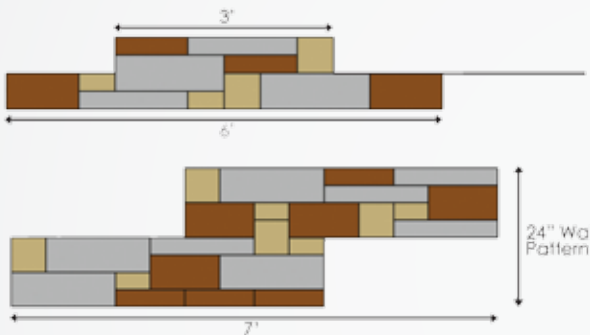
### Coping Pallet



## APPLICATIONS

Walls or freestanding columns proportionately scaled for residential applications.

## INSTALLATION PATTERNS



## BLOCK DETAILS

	STONE & BUNDLING	Unit Dimensions L"xW"xH"	Units/Cube	Weight/Stone lbs.
Wall Pallet	Block 1	6"x9"x3"	12	10±
	Block 2	12"x9"x3"	12	20±
	Block 3	18"x9"x3"	12	36±
	Block 4	6"x9"x6"	12	21±
	Block 5	12"x9"x6"	12	42±
	Block 6	18"x9"x6"	12	67±
Corner Pallet	Block 7	15"x9"x3"	16	30±
	Block 8	15"x9"x6"	16	58±
Coping Pallet	Block 9	6"x10.25"x2.25"	24	10±
	Block 10	12"x10.25"x2.25"	24	20±
	Block 11	18"x10.25"x2.25"	12	30±
	Block 12	18"x10.25"x2.25" (Left End)	6	30±
	Block 13	18"x10.25"x2.25" (Right End)	6	30±
	Belvedere Column Cap	27"x27"x2.25"	10	150±

## PACKAGING INFO

PRODUCT	WEIGHT PER SQ. FT.	UNITS PER SQ. FT.	UNITS PER BAND	UNITS PER CUBE	WEIGHT PER CUBE	SQ. FT. PER UNIT	SQ. FT. PER BAND	SQ. FT. PER CUBE	COLORS STOCKED
Rosetta® Belvedere Walls	91.667	N/A	N/A	N/A	2475	N/A	N/A	27.00	Cuyahoga, Scioto
Rosetta® Belvedere Corners	63.33	N/A	N/A	N/A	1520	N/A	N/A	24.00	Cuyahoga, Scioto
Rosetta® Belvedere Coping	N/A	N/A	N/A	N/A	1550	N/A	N/A	66.00/LNFT	Cuyahoga, Scioto

**Note:** Due to variations in printing, color selections should always be chosen from actual product samples. Textured pavers require a buffer between the plate compactor and paver surface to prevent scuffing.

## COLORS

### Cuyahoga Blend



### Scioto Blend



### Coping Pallet

- Pallet weight = ±1,550 lbs (incl. pallet weight)
- Coverage = 66 linear feet per Pallet
- Section = 11 linear feet per 1 layer

Coping blocks are provided in five basic sizes. There are three standard coping blocks which are finished on the front, back, and top faces. The standard coping blocks are tapered approximately 1" on each side from the front to the back of the block. There are also two end units which are finished on front, back, top, and one of the sides. The other side is tapered approximately 1" from the front to the back of the block. The end units are useful for constructing corners and ends. There are multiple face/texture patterns for each basic block size, providing a more random look for your finished project.

Dimensional Coping is also an option for capping the Belvedere Wall. Average block weights of the different face/texture patterns are shown. Weights of individual blocks may vary.

# ROSETTA® DIMENSIONAL WALL



## PRODUCT SPECS

- a) Dimensional Wall Straight Block – 12" x 8" x 4"
- b) Dimensional Wall Wedge Block – 12" x 8" x 4"

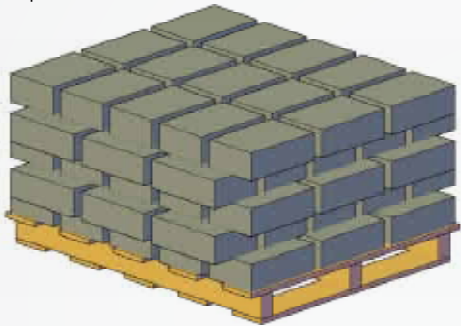
## APPLICATIONS

Garden walls, freestanding walls, columns and edging.



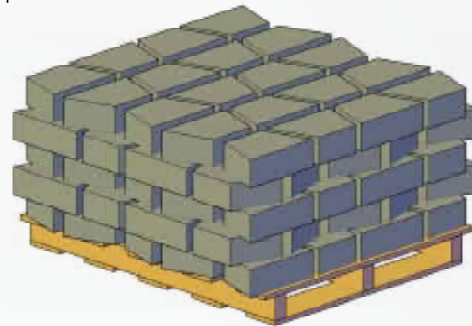
### Dimensional Straight Pallet

- 75 pieces / pallet
- 28# / piece
- 2100# / pallet



### Dimensional Wedge Pallet

- 100 pieces / pallet
- 20# / piece
- 2000# / pallet



## PACKAGING INFO

PRODUCT	WEIGHT PER SQ. FT.	UNITS PER SQ. FT.	UNITS PER BAND	UNITS PER CUBE	WEIGHT PER CUBE	SQ. FT. PER UNIT	SQ. FT. PER BAND	SQ. FT. PER CUBE	COLORS STOCKED
Rosetta® Dimensional Wall	84	3.00	N/A	75	2100	.333	N/A	25.00	Cuyahoga, Scioto
Rosetta® Dimensional Wedge	N/A	3.00	N/A	100	2000	.333	N/A	N/A	Cuyahoga, Scioto

**Note:** Due to variations in printing, color selections should always be chosen from actual product samples.

## COLORS

### Cuyahoga Blend



### Scioto Blend



RETAINING WALLS



# ROSETTA® KODAH WALL

RETAINING WALLS

## PRODUCT SPECS

- a) Kodah Wall – 12" x 10.5" x 6"
  - b) Kodah Wall – 21" x 10.5" x 6"
  - c) Kodah Wall – 30" x 10.5" x 6"
  - d) Kodah Wall – 42" x 10.5" x 6"
  - e) Kodah Wall Corner – 21" x 10.5" x 6"
- } Packaged together

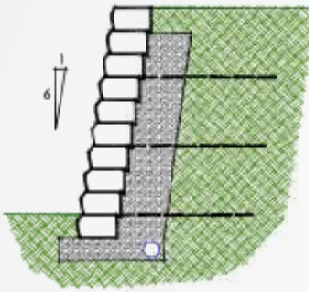


## APPLICATIONS


Garden walls, freestanding walls, columns and edging.

## INSTALLATION

### Engineered Retaining Wall



### Freestanding Wall



## BLOCK DETAILS

STONE & BUNDLING Unit Dimensions L"xW"xH" Units/Cube Weight/Stone lbs.

STONE & BUNDLING	Unit Dimensions L"xW"xH"	Units/Cube	Weight/Stone lbs.	
Freestanding Wall Pallet	Block 1	42"x10.5"x6"	6	200±
	Block 2	30"x10.5"x6"	3	140±
	Block 3	21"x10.5"x6"	6	100±
	Block 4	12"x10.5"x6"	3	50±
Corner Pallet	Block 5	21"x10.5"x6"	16	100±

Kodah Freestanding Wall Blocks are provided in four basic sizes. The blocks are finished on both the front and back faces of the wall blocks and they are tapered on each side approximately 1 1/2" from the front to the back of the block. There are multiple texture patterns for each basic block size to provide a more random look for your finished project. Average block weights of the different texture patterns are shown. Weights of individual blocks may vary.

The Kodah Collection contains two corner blocks. These blocks are finished on three sides, and the fourth side is tapered to fit with the other retaining wall and freestanding wall blocks. The corner blocks can be used to construct columns, provide a finished end on a freestanding wall, and make 90° corners. There are multiple texture patterns for the faces of both corner blocks, thus providing a more random look for your finished project. Average block weights of the different texture patterns are shown. Weights of individual blocks may vary.

## PACKAGING INFO

PRODUCT	WEIGHT PER SQ. FT.	UNITS PER SQ. FT.	UNITS PER BAND	UNITS PER CUBE	WEIGHT PER CUBE	SQ. FT. PER UNIT	SQ. FT. PER LAYER	SQ. FT. PER CUBE	COLORS STOCKED
Rosetta® Wall Pallet	N/A	N/A	N/A	18	2400	N/A	N/A	21.00	Cuyahoga, Scioto
Rosetta® Corner Pallet	N/A	N/A	N/A	16	1600	1.3	N/A	21.00	Cuyahoga, Scioto

**Note:** Due to variations in printing, color selections should always be chosen from actual product samples.

## COLORS

### Cuyahoga Blend



### Scioto Blend






# ROSETTA® DIMENSIONAL COPING



## PRODUCT SPECS

- a) **Standard Coping** – 18" x 12.5" x 2.5"
  - b) **Finished End Coping** – 19" x 12.5" x 2.5"
  - c) **Long Coping** – 24" x 12.5" x 2.5"
- } Packaged together



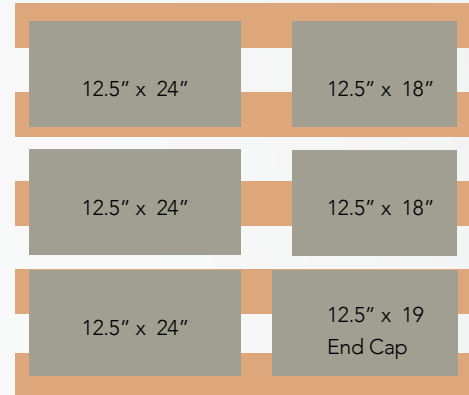
## APPLICATIONS

Wall applications.

## BLOCK DETAILS

STONE & BUNDLING    Unit Dimensions L"xW"xH"    Units Bundle    Weight/Stone lbs.

Dimensional Coping Pallet		Unit Dimensions L"xW"xH"	Units Bundle	Weight/Stone lbs.
Dimensional Coping Pallet	Standard	18"x12.5"x2.5"	12	46±
	Finished End	19"x12.5"x2.5"	6	48±
	Long	24"x12.5"x2.5"	18	61±



### Dimensional Coping Pallet Overview

- 6 layers per pallet
- 63 LF/pallet
- Section = 10.5 LF per 1 layer.

## PACKAGING INFO

PRODUCT	WEIGHT PER SQ. FT.	UNITS PER SQ. FT.	UNITS PER BAND	UNITS PER CUBE	WEIGHT PER CUBE	SQ. FT. PER UNIT	SQ. FT. PER BAND	SQ. FT. PER CUBE	COLORS STOCKED
Rosetta® Dimensional Coping	N/A	N/A	N/A	N/A	1950	N/A	N/A	63.00/LNFT	Cuyahoga, Scioto

## COLORS

**Cuyahoga Blend**



**Scioto Blend**





# ROSETTA® OUTCROPPING

RETAINING WALLS

## PRODUCT SPECS

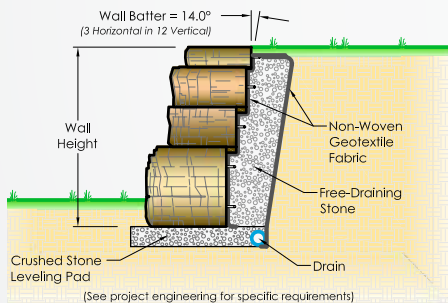
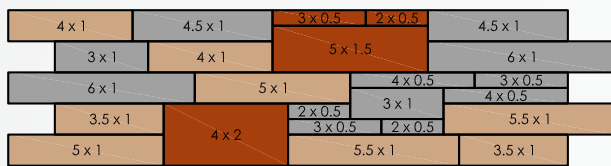
- a) **Rosetta® Outcropping Wall Stone** –  
 Recommended Ratio  
 2 A Pallets  
 2 B Pallets  
 1 C Pallet
- b) **Rosetta® Outcropping Wall Stone Corner 6"**
- c) **Rosetta® Outcropping Wall Stone Corner 12"**

## APPLICATIONS

Residential or commercial engineered wall system.

## PATTERNS

Pre-drawn patterns and custom layout software saves time in estimating and installation.



Sample Pallet

### Pallet A: 18 s.f., 4,000 lbs



### Pallet B: 18 s.f., 4,000 lbs



### Pallet C: 18 s.f., 4,000 lbs



### Corner Pallet 6": 4 units, 1920 lbs

### Corner Pallet 12": 2 units, 2340 lbs



## PACKAGING INFO

PRODUCT	WEIGHT PER SQ. FT.	UNITS PER SQ. FT.	UNITS PER BAND	UNITS PER CUBE	WEIGHT PER CUBE	SQ. FT. PER UNIT	SQ. FT. PER BAND	SQ. FT. PER CUBE	COLORS STOCKED
Rosetta® Outcropping	222.22	N/A	N/A	N/A	4000	N/A	N/A	18.00	Cuyahoga, Scioto

## COLORS

### Cuyahoga Blend



### Scioto Blend




**Note:** Due to variations in printing, color selections should always be chosen from actual product samples.



# OLENTANGY BLUFF TREAD

## PRODUCT SPECS

- a) **Olentangy Bluff Tread™** –  
36" L x 16" D x 6" H (280 lbs.)
- b) **Olentangy Bluff Tread™** –  
49.5" L x 16" D x 6" H (373 lbs.)
- c) **Olentangy Bluff Tread™** –  
60" L x 16" D x 6" H (467 lbs.)



## APPLICATIONS

Residential or commercial step applications.


**RETAINING  
WALLS**

## PACKAGING INFO

PRODUCT	WEIGHT PER SQ. FT.	UNITS PER SQ. FT.	UNITS PER BAND	UNITS PER CUBE	WEIGHT PER CUBE	SQ. FT. PER UNIT	SQ. FT. PER BAND	SQ. FT. PER CUBE	COLORS STOCKED
Olentangy Bluff Tread 36"	N/A	N/A	N/A	8	2240	N/A	N/A	N/A	Cuyahoga, Scioto
Olentangy Bluff Tread 48"	N/A	N/A	N/A	8	2984	N/A	N/A	N/A	Cuyahoga, Scioto
Olentangy Bluff Tread 60"	N/A	N/A	N/A	6	2802	N/A	N/A	N/A	Cuyahoga, Scioto

## COLORS

### Cuyahoga Blend



### Scioto Blend



**Note:** Due to variations in printing, color selections should always be chosen from actual product samples.



# ROSETTA® STEPS


RETAINING WALLS

## PRODUCT SPECS

### a) Rosetta® Irregular Steps

- All irregular steps have 7" rise
- 42" L x 17" D x 7" H (349 lbs.)
  - 42" L x 26" D x 7" H (476 lbs.)
  - 54" L x 22" D x 7" H (458 lbs.)
  - 48" L x 24" D x 7" H (512 lbs.)
  - 48" L x 28" D x 7" H (567 lbs.)
  - 60" L x 24" D x 7" H (600 lbs.)

Packaged Together



- 36" x 18" x 7"
- 375 lbs/ea
- 6 ea/pallet



- 48" x 18" x 7"
- 455 lbs/ea
- 6 ea/pallet



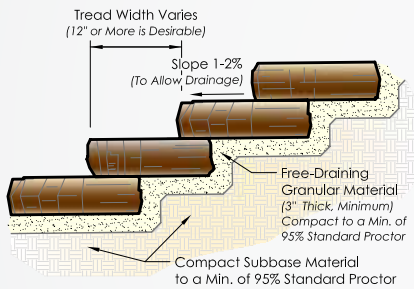
- 72" x 30" x 7"
- 1320 lbs/ea
- 3 ea/pallet

### b) Rosetta® Dimensional Steps

- All dimensional steps have 7" rise
- 36" L x 18" D x 7" H (375 lbs.)
  - 48" L x 18" D x 7" H (455 lbs.)
  - 72" L x 30" D x 7" H (1320 lbs.)

## APPLICATIONS

Residential or commercial step applications.



## PACKAGING INFO

PRODUCT	WEIGHT PER SQ. FT.	UNITS PER SQ. FT.	UNITS PER BAND	UNITS PER CUBE	WEIGHT PER CUBE	SQ. FT. PER UNIT	SQ. FT. PER BAND	SQ. FT. PER CUBE	COLORS STOCKED
Rosetta® Irregular Steps*	N/A	N/A	N/A	6	3150	N/A	N/A	N/A	Cuyahoga, Scioto
Rosetta® Dimensional Steps 3'	N/A	N/A	N/A	6	2250	N/A	N/A	N/A	Cuyahoga, Scioto
Rosetta® Dimensional Steps 4'	N/A	N/A	N/A	6	2730	N/A	N/A	N/A	Cuyahoga, Scioto
Rosetta® Dimensional Steps 6'	N/A	N/A	N/A	3	3960	N/A	N/A	N/A	Cuyahoga, Scioto

## COLORS

### Cuyahoga Blend



### Scioto Blend



Due to variations in printing, color selections should always be chosen from actual product samples.

# EDINGTON WALL STONE®



RETAINING WALLS

## PRODUCT SPECS

- a) Edington Wall Stone® – 12" x 8" x 4"
- b) Edington Wall Stone® Wedge – 12" x 8" x 4"



a



b

## APPLICATIONS

Garden walls, freestanding walls, columns and edging with a 3' height maximum.

## EDINGTON® FIRE PIT KIT

Build a fire pit in no time with our Edington® Fire Pit Kit. This kit has an outside diameter of 48" and a height of 12". Kit includes a steel metal ring. Optional precast caps are available for a different look at an additional cost. Great for small fires, roasting marshmallows and hot dogs.



## PACKAGING INFO

PRODUCT	WEIGHT PER SQ. FT.	UNITS PER SQ. FT.	UNITS PER BAND	UNITS PER CUBE	WEIGHT PER CUBE	SQ. FT. PER UNIT	SQ. FT. PER BAND	SQ. FT. PER CUBE	COLORS STOCKED
Edington Wall Stone®	90	3.00	N/A	120	3600	0.333	N/A	40.00	Canyon Creek, Charcoal, Earth, Flagstone
Edington Wall Stone® Wedge	75	3.00	N/A	96	2400	0.333	N/A	32.00	Canyon Creek, Charcoal, Earth, Flagstone

## COLORS

Canyon Creek Blend



Earth Blend



Flagstone Blend



## BANDING AND ACCENTS

Charcoal






# NON-WEATHERED VERSA-LOK®

RETAINING WALLS

## PRODUCT SPECS

- a) **Versa-Lok®** – 16" (face) x 14" (rear) x 12" D x 6" H
- b) **Smooth Top Versa-Lok®** – 16" (face) x 14" (rear) x 12" D x 6" H
- c) **Rectangular Cap** – 16" (face) x 11<sup>5</sup>/<sub>8</sub>" D x 3<sup>5</sup>/<sub>8</sub>" H
- d) **Bullnose Cap** – 16" (face) x 11<sup>5</sup>/<sub>8</sub>" D x 3<sup>5</sup>/<sub>8</sub>" H
- e) **Solid Corner** – 7<sup>7</sup>/<sub>8</sub>" (face) x 12" D x 6" H
- f) **Full Return Corner** – 16" (face) x 7<sup>7</sup>/<sub>8</sub>" D x 6" H



## APPLICATIONS

Residential or commercial engineered retaining wall applications.

## PACKAGING INFO

PRODUCT	WEIGHT PER SQ. FT.	UNITS PER SQ. FT.	UNITS PER BAND	UNITS PER CUBE	WEIGHT PER CUBE	SQ. FT. PER UNIT	SQ. FT. PER BAND	SQ. FT. PER CUBE	COLORS STOCKED
Non-Weathered Versa-Lok® Standard	123	1.50	N/A	36	2952	0.667	N/A	24.00	Antique, Canyon Creek, Charcoal, Chestnut, Desert Sand, Earth, Flagstone, Granite, Gray
Non-Weathered Versa-Lok® Smooth Top Standard	123	1.50	N/A	36	2952	0.667	N/A	24.00	Antique, Canyon Creek, Charcoal, Chestnut, Desert Sand, Earth, Flagstone, Granite, Gray
Non-Weathered Rectangular Retaining Wall Cap	51	N/A	N/A	60	2880	N/A	N/A	N/A	Antique, Canyon Creek, Charcoal, Chestnut, Desert Sand, Earth, Flagstone, Granite, Gray
Non-Weathered Versa-Lok® Bullnose Cap	51	N/A	N/A	60	2880	N/A	N/A	N/A	Antique, Canyon Creek, Charcoal, Chestnut, Desert Sand, Earth, Flagstone, Granite, Gray
Non-Weathered Versa-Lok® Solid Corner	41	3.00	N/A	72	2952	N/A	N/A	N/A	Antique, Canyon Creek, Charcoal, Chestnut, Desert Sand, Earth, Flagstone, Granite, Gray
Non-Weathered Versa-Lok® Full Return Corner	48	N/A	N/A	54	2592	N/A	N/A	N/A	Antique, Canyon Creek, Charcoal, Chestnut, Desert Sand, Earth, Flagstone, Granite, Gray

## COLORS

**Antique Blend**



**Canyon Creek Blend**



**Charcoal**



**Chestnut Blend**



**Desert Sand Blend**



**Earth Blend**



**Flagstone Blend**



**Granite Blend**



**Gray Blend**



Due to variations in printing, color selections should always be chosen from actual product samples.


# NON-WEATHERED VERSA-LOK® MOSAIC



RETAINING WALLS

## PRODUCT SPECS

- a) **Versa-Lok® Non-Weathered Standard** – 16" (face) x 14" (rear) x 12" D x 6" H
- b) **Versa-Lok® Non-Weathered Cobble** – 8" (face) x 12" D x 6" H
- c) **Versa-Lok® Non-Weathered Accent** – 12" (face) x 12" D x 4" H
- d) **Rectangular Cap** – 16" (face) x 11<sup>5</sup>/<sub>8</sub>" D x 3<sup>5</sup>/<sub>8</sub>" H
- e) **Bullnose Cap** – 16" (face) x 11<sup>5</sup>/<sub>8</sub>" D x 3<sup>5</sup>/<sub>8</sub>" H
- f) **Solid Corner** – 7<sup>7</sup>/<sub>8</sub>" (face) x 12" D x 6" H
- g) **Full Return Corner** – 16" (face) x 7<sup>7</sup>/<sub>8</sub>" D x 6" H



## APPLICATIONS

Residential or commercial engineered retaining wall applications.

## PACKAGING INFO

PRODUCT	WEIGHT PER SQ. FT.	UNITS PER SQ. FT.	UNITS PER BAND	UNITS PER CUBE	WEIGHT PER CUBE	SQ. FT. PER UNIT	SQ. FT. PER BAND	SQ. FT. PER CUBE	COLORS STOCKED
Non-Weathered Versa-Lok® Standard	123	1.50	N/A	36	2952	0.667	N/A	24.00	Canyon Creek, Earth, Flagstone
Non-Weathered Versa-Lok® Cobble	123	3.00	N/A	72	2952	0.333	N/A	24.00	Canyon Creek, Earth, Flagstone
Non-Weathered Versa-Lok® Accent	123	3.00	N/A	64	2583	0.333	N/A	21.00	Canyon Creek, Earth, Flagstone
Non-Weathered Rectangular Retaining Wall Cap	51	N/A	N/A	60	2880	N/A	N/A	N/A	Canyon Creek, Earth, Flagstone
Non-Weathered Versa-Lok® Bullnose Cap	51	N/A	N/A	60	2880	N/A	N/A	N/A	Canyon Creek, Earth, Flagstone
Non-Weathered Versa-Lok® Solid Corner	41	3.00	N/A	72	2952	N/A	N/A	N/A	Canyon Creek, Earth, Flagstone
Non-Weathered Versa-Lok® Full Return Corner	48	N/A	N/A	54	2592	N/A	N/A	N/A	Canyon Creek, Earth, Flagstone

## COLORS

Canyon Creek Blend



Earth Blend



Flagstone Blend






# WEATHERED VERSA-LOK® MOSAIC

RETAINING WALLS

## PRODUCT SPECS

- a) **Versa-Lok® Weathered Standard** – 16" (face) x 14" (rear) x 12" D x 6" H
- b) **Versa-Lok® Weathered Cobble** – 8" (face) x 12" D x 6" H
- c) **Versa-Lok® Weathered Accent** – 12" (face) x 12" D x 4" H
- d) **Weathered Rectangular Cap** – 16" (face) x 11<sup>5</sup>/<sub>8</sub>" D x 3<sup>5</sup>/<sub>8</sub>" H
- e) **Weathered Bullnose Cap** – 16" (face) x 11<sup>5</sup>/<sub>8</sub>" D x 3<sup>5</sup>/<sub>8</sub>" H
- f) **Weathered Solid Corner** – 7<sup>7</sup>/<sub>8</sub>" (face) x 12" D x 6" H
- g) **Weathered Full Return Corner** – 16" (face) x 7<sup>7</sup>/<sub>8</sub>" D x 6" H



## APPLICATIONS

Residential or commercial engineered retaining wall applications.

## PACKAGING INFO

PRODUCT	WEIGHT PER SQ. FT.	UNITS PER SQ. FT.	UNITS PER BAND	UNITS PER CUBE	WEIGHT PER CUBE	SQ. FT. PER UNIT	SQ. FT. PER BAND	SQ. FT. PER CUBE	COLORS STOCKED
Weathered Versa-Lok® Standard	123	1.50	N/A	36	2952	0.667	N/A	24.00	Canyon Creek, Earth, Flagstone
Weathered Versa-Lok® Cobble	123	3.00	N/A	72	2952	0.333	N/A	24.00	Canyon Creek, Earth, Flagstone
Weathered Versa-Lok® Accent	123	3.00	N/A	64	2583	0.333	N/A	21.00	Canyon Creek, Earth, Flagstone
Weathered Rectangular Retaining Wall Cap	51	N/A	N/A	60	2880	N/A	N/A	N/A	Canyon Creek, Earth, Flagstone
Weathered Versa-Lok® Bullnose Cap	51	N/A	N/A	60	2880	N/A	N/A	N/A	Canyon Creek, Earth, Flagstone
Weathered Versa-Lok® Solid Corner	41	3.00	N/A	72	2952	N/A	N/A	N/A	Canyon Creek, Earth, Flagstone
Weathered Versa-Lok® Full Return Corner	48	N/A	N/A	54	2592	N/A	N/A	N/A	Canyon Creek, Earth, Flagstone

## COLORS

**Canyon Creek Blend**



**Earth Creek Blend**



**Flagstone Blend**







# VERSA-LOK® SQUARE FOOT

**RETAINING WALLS**

## PRODUCT SPECS

- a) **Versa-Lok® Square Foot**–  
18" (face) x 14" (rear) x 12"D x 8" H

## APPLICATIONS

Residential or Commercial,  
engineered retaining wall applications



a

## PACKAGING INFO

PRODUCT	WEIGHT PER SQ. FT.	UNITS PER SQ. FT.	UNITS PER BAND	UNITS PER CUBE	WEIGHT PER CUBE	SQ. FT. PER UNIT	SQ. FT. PER BAND	SQ. FT. PER CUBE	COLORS STOCKED
Versa-Lok® Square Foot	87	1.00	N/A	36	3132	1.00	N/A	36.00	Desert Sand, Gray

## COLORS

**Desert Sand**



**Gray**



# OMEGA RETAINING WALL SYSTEM™



RETAINING WALLS

## PRODUCT SPECS

a) Omega Retaining Wall Tri-Split Face Unit — 18" front x 12" D x 18" H

## APPLICATIONS

Residential or commercial engineered retaining wall applications. Omega Retaining Wall System also available in straight face.



## PACKAGING INFO

PRODUCT	WEIGHT PER SQ. FT.	UNITS PER SQ. FT.	UNITS PER BAND	UNITS PER CUBE	WEIGHT PER CUBE	SQ. FT. PER UNIT	SQ. FT. PER BAND	SQ. FT. PER CUBE	COLORS STOCKED
Omega Retaining Wall System® (Tri-Split)	78	1.00	N/A	32	2496	1.00	N/A	32.00	Earth, Flagstone, Gray

## COLORS

**Earth Blend**



**Flagstone Blend**



**Gray Blend**



# GARDEN-STACK™ WALL




## PRODUCT SPECS

- a) **Garden-Stack™ Wall** –  
12" front x 9" rear x 9"D x 4"H
- b) **Garden-Stack™ Tri-Split Wall** –  
12" face x 8" rear x 4"H



a



Rear lip for easy alignment and proper set back



b

## APPLICATIONS

Garden walls and tree rings for residential applications.

RETAINING WALLS

## PACKAGING INFO

PRODUCT	WEIGHT PER SQ. FT.	UNITS PER SQ. FT.	UNITS PER BAND	UNITS PER CUBE	WEIGHT PER CUBE	SQ. FT. PER UNIT	SQ. FT. PER BAND	SQ. FT. PER CUBE	COLORS STOCKED
Garden-Stack® Wall (Straight face)	90	3.00	N/A	96	2880	0.33	N/A	32.00	Antique, Earth, Flagstone
Garden-Stack® Wall (Tri-Split)	69	3.00	N/A	96	2208	0.33	N/A	32.00	Buff, Gray

## COLORS

Antique Blend



Earth Blend



Flagstone Blend



## GARDEN STACK TRI-SPLIT WALL COLORS

Bluff Blend



Gray Blend



# EDINGTON® FIRE PIT KIT



KITS

## OVERALL DIMENSIONS

12" H x 48" Diameter

## KIT COMPONENTS

- 39 Edington Wall Stone Wedge Units
- 3 - 10 oz. Tubes of Paver Bond
- Steel Ring
- Optional Grill Grate

Build a fire pit in no time with our Edington Fire Pit Kit. Place base units on 4-6" of prepared compacted base and adhere units as you construct. Great for small fires, roasting marshmallows and hot dogs.



## COLORS

Canyon Creek Blend



Earth Blend



Flagstone Blend



## PRECAST ROCKFACE CAP COLORS

Cuyahoga Blend



Scioto Blend



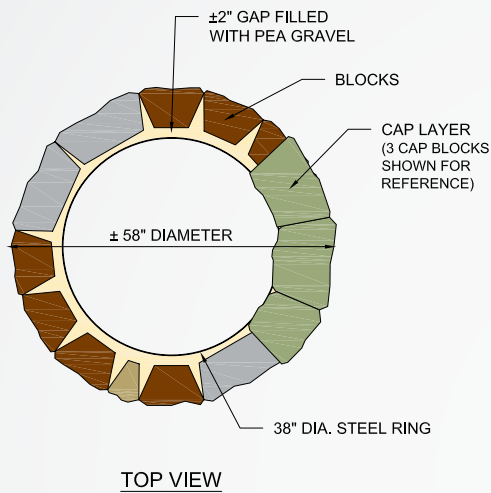
# BELVEDERE® FIREPIT KIT

## OVERALL DIMENSIONS

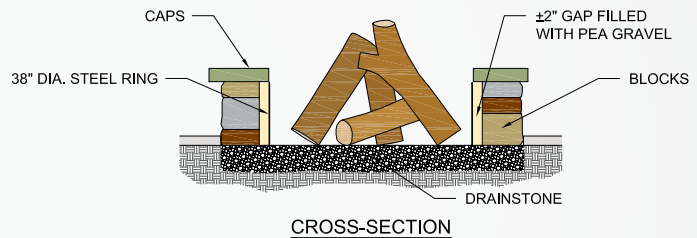
14" H x 60" Diameter



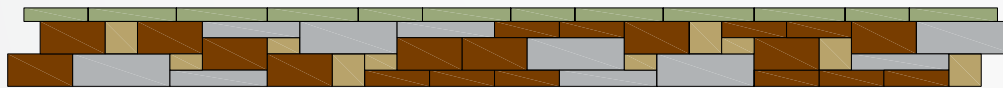
KITS



The Belvedere Fire Pit creates a rustic sophistication all its own. The Belvedere Fire Pit has a diameter of approximately five feet and a height of fourteen inches, the proportions of the fire pit creates a perfect focal point for any occasion—from intimate gathers to larger events. The Belvedere Fire Pit blends seamlessly with the entire collection of attractive Rosetta® paver and wall lines. Kit includes steel metal ring.



## SAMPLE BLOCK LAYOUT PATTERN (OPTIONAL)



## COLORS

### Cuyahoga Blend



### Scioto Blend



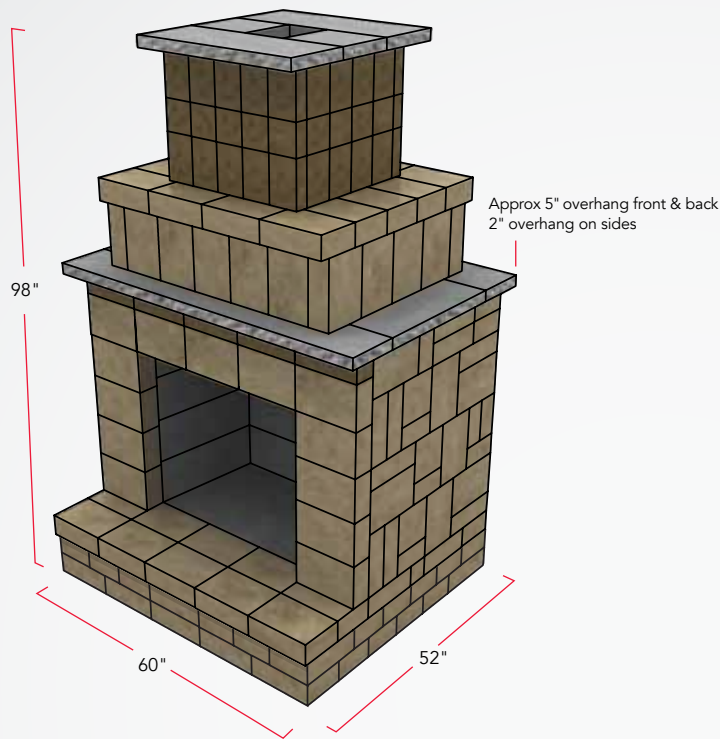
Due to variations in printing, color selections should always be chosen from actual product samples.

# EDINGTON® FIREPLACE KIT

KITS

## OVERALL DIMENSIONS

98" H x 60" W x 52" D



The Edington Fireplace Kit has everything you need to create a stunning focal point to your outdoor living space. With 3 color options that coordinate with the Washington pavers, your fireplace will be a cozy, beautiful addition to any hardscape.

### COLOR OPTION 1



**Canyon Creek Blend  
Edingtons**



**Canyon Creek Blend  
Vintage Washingtons**



**Cuyahoga Blend Mantle**

### COLOR OPTION 2



**Earth Blend  
Edingtons**



**Earth Blend  
Vintage Washingtons**



**Cuyahoga Blend Mantle**

### COLOR OPTION 3



**Flagstone Blend  
Edingtons**



**Flagstone Blend  
Vintage Washingtons**



**Scioto Blend Mantle**

# EDINGTON® PUB TABLE KIT



**OVERALL HEIGHT**  
42"

**KIT COMPONENTS**

- 36 Edington Wall Stone pieces
- 1-42" Table Top with 2" hole
- 1-28" Foot Rest with 2" hole
  - Both pieces 3" thick
  - The 2" hole fits standard umbrella (not incl.)
- 2-10 oz. Tubes of Paver Bond
- Optional 42" Round Table Top with 2" hole (non stock)

Add additional entertaining space with our Pub Table Kit. The large table top allows plenty of room to enjoy drinks or a snack. The bottom foot rest is great for propping up your feet. We've chosen to stock 3 of our Edington Wall Stone colors to complement your outdoor living space!



**COLORS**

**Canyon Creek Blend**



**Earth Blend**



**Flagstone Blend**



**PRECAST ROCKFACE CAP COLORS**

**Cuyahoga Blend**



**Scioto Blend**



Due to variations in printing, color selections should always be chosen from actual product samples.

KITS

# EDINGTON® GRILL KIT

KITS

## OVERALL DIMENSIONS

38" H x 102" W x 32" D

## KIT COMPONENTS

- 1 Three-Burner Built-In Grill
- Grill Doors
- 190 Edington Wall Stone Units
- 1 Precast Counter Top
- 1 Case of Paver Bond
- 1 Steel Lintel 40"




Ideal for advanced installers that would like to create a professional outdoor grilling station. Constructed from our popular Edington Wall Stone units, this kit allows you to drop in the included grill, for a clean and professional grill station. The kit is large enough to both cook and entertain guests at.

## PRECAST COUNTERTOP COLORS

Cuyahoga Blend



Scioto Blend



## COLORS

Canyon Creek Blend



Earth Blend



Flagstone Blend





# EDINGTON<sup>®</sup> WATER FEATURE KIT

## OVERALL DIMENSIONS

3' H x 8' W x 4'6" D

## KIT COMPONENTS

- 149 Edington Standard Units
- 40 Edington Wedge Units
- 1-24" Colorfalls Kit
- 4-10 oz. Tubes of Paver Bond



Add the calming sound of water to your outdoor space by using the Edington Water Feature Kit. Flanked by two planter columns, the water feature is constructed from our Edington Wall Stone units to compliment your corresponding Edington walls.

## COLORS

Canyon Creek Blend



Earth Blend

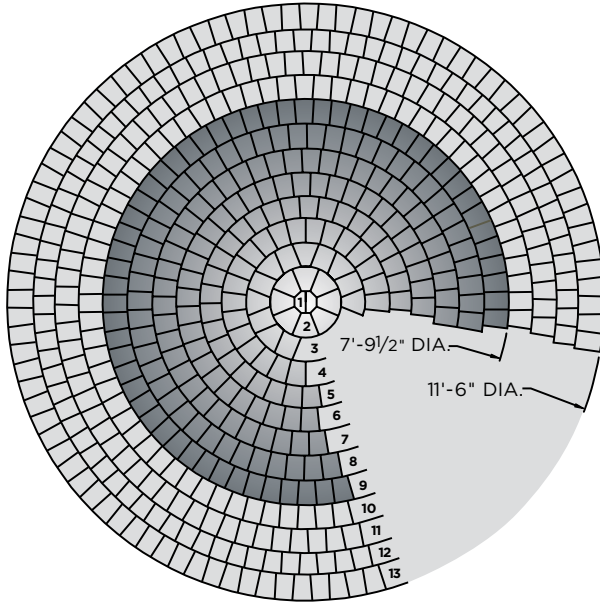


Flagstone Blend



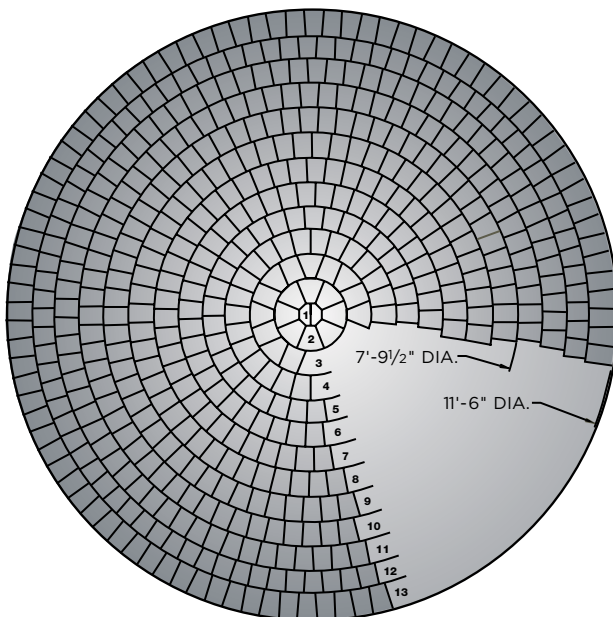


## WASHINGTON CIRCLE® PAVERS DIAGRAM



	Row	Circle Dia.	Installation Pattern	Paver Description - Washington® Series
First Circle Pack	1	5 1/2"	Single	2-Washington Circle Center
	2	16 1/2"	Single	8-Washington Large Circle
	3	27 1/2"	Alternate	8-Washington Large Circle & 8-Washington
	4	38 1/2"	Single	26-Washington Small Circle
	5	49 1/2"	Single	33-Washington Small Circle
	6	60 1/2"	Single	42-Washington Small Circle
	7	71 1/2"	Alternate	25-Washington Small Circle & 25-Washington 10
	8	82 1/2"	Alternate	29-Washington Small Circle & 29-Washington 10
	9	93 1/2"	Alternate	34-Washington Small Circle & 34-Washington 10
Second Circle Pack	10	104 1/2"	Alternate	38-Washington Small Circle & 38-Washington 10
	11	115 1/2"	Alternate	42-Washington Small Circle & 42-Washington 10
	12	127"	Alternate	46-Washington Small Circle & 46-Washington 10
	13	138"	Alternate	50-Washington Small Circle & 50-Washington 10
Additional Pieces	14 & Up		Single	(As Needed) Washington 10 (81 pcs or 12.78 ft <sup>2</sup> per pallet band)
Notes	Number of units per row is approximate based on installation. Due to the complex shapes of the pieces in a circle, there will be some extra pieces not used for standard installation. As shown above, additional pieces may be needed for diameters large than 8' Oberfields Edington Wedge Firepit Kits fits at 5th row, for installation, omit rows 1-5			

## BELHAVEN CIRCLE® PAVERS DIAGRAM (SPECIAL ORDER ONLY)



	Row	Circle Dia.	Installation Pattern	Paver Description - Belhaven® Series
Circle Pack	1	5 1/2"	Single	1-Belhaven Circle Center
	2	16 1/2"	Single	8-Belhaven Large Circle
	3	27 1/2"	Alternate	8-Belhaven Large Circle & 8-Belhaven Rectangle Paver
	4	38 1/2"	Single	26-Belhaven Small Circle
	5	49 1/2"	Single	33-Belhaven Small Circle
	6	60 1/2"	Single	42-Belhaven Small Circle
	7	71 1/2"	Alternate	25-Belhaven Small Circle & 25-Belhaven Rectangle Paver
	8	82 1/2"	Alternate	29-Belhaven Small Circle & 29-Belhaven Rectangle Paver
	9	93 1/2"	Alternate	34-Belhaven Small Circle & 34-Belhaven Rectangle Paver
	10	104 1/2"	Alternate	38-Belhaven Small Circle & 38-Belhaven Rectangle Paver
	11	115 1/2"	Alternate	42-Belhaven Small Circle & 42-Belhaven Rectangle Paver
	12	127"	Alternate	46-Belhaven Small Circle & 46-Belhaven Rectangle Paver
	13	138"	Alternate	50-Belhaven Small Circle & 50-Belhaven Rectangle Paver
Additional Pieces	14 & Up		Single	(As Needed) Belhaven Small Square Paver
Notes	Number of units per row is approximate based on installation. Due to the complex shapes of the pieces in a circle, there will be some extra pieces not used for standard installation. Oberfields Edington Wedge Firepit Kit fits at 5th row, for installation, omit rows 1-5. To reach the dimension of 11'6" diameter, some of the required pieces are going to come from the first circle pack.			

**MONROE**



Antique Blend Autumn Blend Granite Blend

**WASHINGTON**




Antique Blend Autumn Blend Desert Sand (14's only)

**WASHINGTON CIRCLE**



Antique Blend Autumn Blend Charcoal

**VINTAGE WASHINGTON**




Vintage Antique Blend Vintage Charcoal (14's only) Vintage Desert Sand Blend (14's only) Vintage Granite Blend

**VINTAGE BELHAVEN CIRCLE**




Vintage Canyon Creek Blend Vintage Earth Blend Vintage Flagstone Blend

**TRAVERTINE**




Gold Silver

**SILEX**




Arena Grafito

**IRONWOOD**




Bambú Ciprés

**UNITY smooth solid**



Dream Homecoming Reflection Reunion




Traditions Vision

**UNITY smooth blended**




Haven Oasis Serenity Timeless

**UNITY tumbled solid**



Dream-Tumbled Homecoming-Tumbled Reflection-Tumbled Reunion-Tumbled




Traditions-Tumbled Vision-Tumbled

**UNITY tumbled blended**



Haven-Tumbled Oasis-Tumbled Serenity-Tumbled Timeless-Tumbled

**UNITY hammered**




Dream-Hammered Homecoming-Hammered Reflection-Hammered Reunion-Hammered



Vision-Hammered

**RENEWABLE solids**



Dream Homecoming Reflection Reunion




Traditions Vision

**RENEWABLE blended**



Haven Oasis Serenity Timeless

**H2O PRO solids**



Reflection Vision

**H2O PRO blended**



Haven Oasis Serenity Timeless

**EDINGTON WALL STONE**



Autumn Fieldstone Quarystone Sierrastone

**NON-WEATHERED  
VERSA-LOK**



Brown

**NON-WEATHERED  
VERSA-LOK MOSAIC**



Chestnut Blend Granite Blend

**WEATHERED  
VERSA-LOK MOSAIC**



Chestnut Blend Granite Blend

**OMEGA WALL**



Canyon Creek Blend

**OUTCROPPING**



Hidden Pines Blend Mahoning Blend

SPECIAL ORDER COLORS



---

## OBERFIELDS SALES - CORPORATE OFFICE

### **Masonry, Landscape & Precast**

528 London Road  
P.O. Box 362  
Delaware, Ohio 43015-0362  
614-252-0955  
740-369-7644  
800-845-7644  
Fax 740-363-7644

## SALES AND MANUFACTURING

### **Landscape & Precast**

1165 Alum Creek Drive  
Columbus, Ohio 43209  
614-252-0955  
Fax 614-252-5858

### **Masonry & Landscape**

10075 Sheehan Road  
Centerville, OH 45458  
937-885-3711  
Fax 937-885-4355

