

TURFSTONE




Being green is easy with our line of eco-friendly permeable pavers. All our permeable pavers feature large joints that allow for excellent water drainage.



DesignPAVE® ECO PAVERS

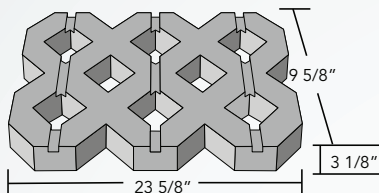
PREMIUM
CONCRETE
PAVERS

TURFSTONE



PRODUCT SPECS

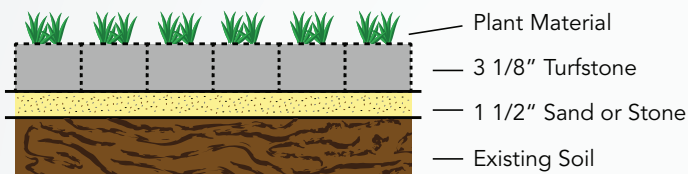
a) Turfstone® Permeable Paver – 15⁵/₈" x 23⁵/₈" x 3¹/₈"



3.22 sq. ft.
70 lbs.
41% open (approx.)
Apertures
3 7/8" x 3 7/8"

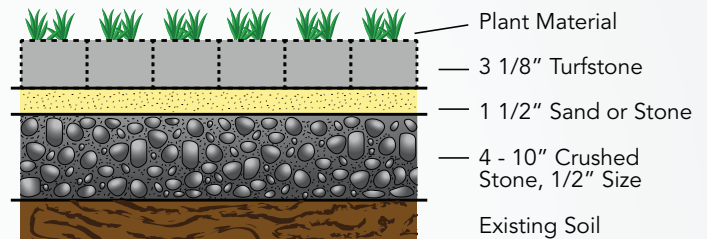
ECO PAVERS

Cross Section Typical Residential Installation



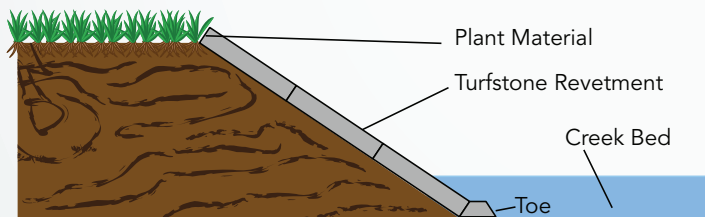
Turfstone and 1 1/2" leveling course after compaction
4000 lbs. per sq. ft. water runoff "C" factor equal 0.25

Cross Section Typical Residential Installation



4" thick crushed stone will support 80 lbs. per sq. in.
6" thick crushed stone will support 120 lbs. per sq. in.
10" thick crushed stone will support 160 lbs. per sq. in.

Cross Section Typical Embankment Erosion Control



PACKAGING INFO

PRODUCT	WEIGHT PER SQ. FT.	UNITS PER SQ. FT.	UNITS PER BAND	UNITS PER CUBE	WEIGHT PER CUBE	SQ. FT. PER UNIT	SQ. FT. PER BAND	SQ. FT. PER CUBE	COLORS STOCKED
Turfstone® Grass Paver	27.6	0.37	N/A	48	2784	2.667	N/A	128	Gray