


DENSE CONCRETE WALK BLOCKS



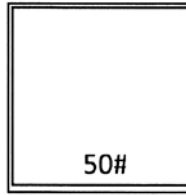
Dense Concrete Walk Blocks



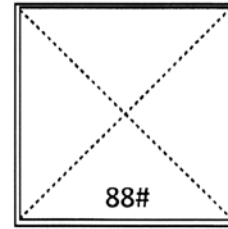
12" x 12"
99 Per Pallet




12" x 24"
48 Per Pallet



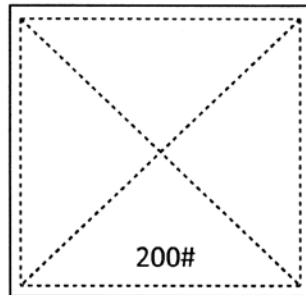
18" x 18"
48 Per Pallet



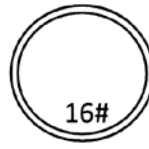
24" x 24"
24 Per Pallet



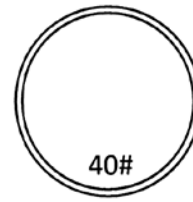
30" x 30"
12 Per Pallet



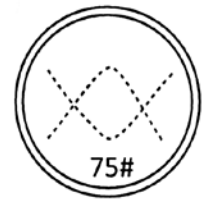
36" x 36"
12 Per Pallet



12" Round
99 Per Pallet



18" Round
48 Per Pallet



24" Round
24 Per Pallet

BASIC USES AND FEATURES

For exterior walks and landscape accents.
All walk blocks are 2" thick, and sides have slight taper

COMPOSITION AND MATERIALS

Concrete: Air entrained, achieving 5000 PSI compressive strength in 28 days.

Reinforcing: Steel rebars where indicated.

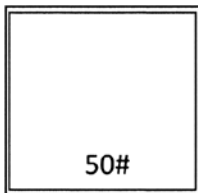
AVAILABLE FINISHES

Exposed Aggregate #1: Gray, crushed limestone, 3/8" top size.

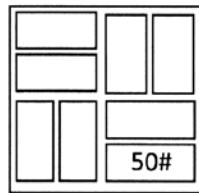
Exposed Aggregate #2: Pea gravel, 1/2" top size.

Smooth As-Cast Surfaces: Natural, concrete color

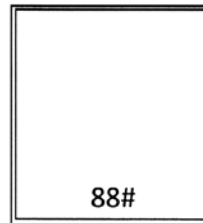
Machine-Made Walk Blocks



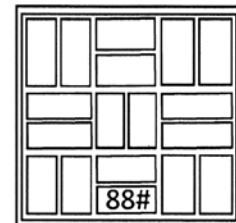
18" x 18"
48 Per Pallet



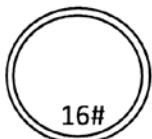
18" x 18" Brick Face
48 Per Pallet



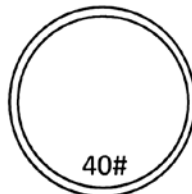
24" x 24"
24 Per Pallet



24" x 24" Brick Face
24 Per Pallet



12" Round
99 Per Pallet



18" Round
48 Per Pallet

BASIC USES AND FEATURES

For exterior walks, patios and landscape accents.
All walk blocks are 2" thick, and top edges are chamfered.

COMPOSITION AND MATERIALS

Concrete: Durable, no-slump mix.

AVAILABLE FINISHES

Fine Slip-Resistant Texture imparted by standard manufacturing process.
Simulated Brick Pattern is provided on top surface of certain units as indicated.
Stock Colors are Natural Gray, Red, and Earth Blend.