

2016 | PERGOLA
COLLECTION



BERLIN GARDENS

take life outdoors™





2016

PERGOLA COLLECTION

- 3 Our Story
- 4 Beauty and Benefits of a Pergola
- 5 Craftsmanship
- 6 The Urbana Vinyl Pergola
- 12 Design a Vinyl Pergola
- 15 The Outback Wood Pergola
- 18 The Mendoza Wood Pergola
- 20 The Alcove Wood Pergola
- 22 The Riviera Wood Pergola
- 24 The Combo Pergola
- 26 Design a Wood Pergola
- 29 The Phoenix Cedar Wood Pergola
- 31 Design a Cedar Wood Pergola
- 32 Pergola Accessories
- 34 Assembly
- 35 Specs and Dimensions
- 39 Pergola Gallery

Can backyard living really restore the soul?
At Berlin Gardens, we wholeheartedly
believe it can.

Making outdoor spaces comfortable and inviting is more than a design trend to our team. We believe the outdoors is one of the best places to relax with friends and family, rejuvenate oneself and connect with God.

TAKING LIFE OUTDOORS

Our pergolas can be an extension of your home or a freestanding structure providing shade and visual interest to your yard. Pergolas make any space feel comfortable and sheltered while still maintaining all the benefits of being outdoors.

THE BERLIN GARDENS DIFFERENCE

American-made and solidly constructed, our pergolas are made by a team of Amish craftsmen. By combining old world skills with modern technology, we produce backyard structures that are strong and yet gracefully beautiful.

HOW WE DO BUSINESS

Our first priority is to bring glory to God in all we do. It's how we approach every day, every job and every customer. We've established what we call our core values: honesty, efficiency, attitude, respect and trust. These aren't just words; they're our foundation as a company.

We hope our products inspire you to *take life outdoors*.

*Pergolas make your backyard space
functional and beautiful.*



© 2015 Style Life Photography

*Sam Yoder, President and Owner of Berlin Gardens, and family.
To hear Sam tell his personal story about "taking life outdoors,"
watch our video here: www.berlingardensllc.com/ourvision.*

A photograph of a wooden pergola structure on a stone patio. The pergola has a lattice roof and a white curtain hanging from one of its posts. Underneath the pergola, there is a wicker chair with yellow cushions and patterned pillows. The background shows a lush green forest and distant mountains under a blue sky with light clouds.

The beauty and benefits of a Pergola

Is a pergola the right choice for you?

When you want to immerse yourself in the outdoors, but prefer some shade from the sun, a pergola is the perfect fit.

Airy and open, pergolas are a favorite choice of homeowners. Pergolas fit in nearly every yard. They can be an attached structure or freestanding. They fit in any nook and corner, where you can sit down, relax and enjoy your backyard.

Pergolas block between 50 and 80 percent of sunlight, depending on shade style and location of the sun. It's often the best compromise between a hot, open patio or deck and a covered option that completely blocks the sun.




Craftsmanship

Our factory is located in Berlin, Ohio, in the heart of Amish country. While we use advanced machinery, we pair that with traditional methods and skills handed down through generations. We use computerized machines to cut our vinyl components with extreme accuracy. For wood pergolas, expert craftsmen hand select wood pieces and then cut, rout and hand sand them. With all our pergolas, skilled workers manufacture each piece, following a finely tuned and efficient assembly process. Visual inspection occurs at each step in the process. The result is a pergola that you will be proud to own.



THE URBANA

VINYL PERGOLA COLLECTION



Classic, Carefree Vinyl Pergolas

Vinyl pergolas are the ultimate maintenance-free structure. Reinforced with wood beam interiors for added strength, our vinyl pergolas are impervious to the weather. They clean up easily with mild dish detergent and water.

- Contain 50 percent recycled material
- Made in the U.S.A.
- Won't crack or fade
- Come in four post styles
- Easy to assemble (We'll assemble them for you if you prefer.)

THE URBANA VINYL PERGOLA

Crisp, clean lines. Soft shade with stripes of warm sun peeking through. The Urbana vinyl pergola complements your home with classic styling. Its maintenance-free design makes it easy to enjoy the outdoors. You'll view your structure as an extension to your home. It quickly becomes the favorite spot for friends and family to gather.



- 12' x 12' Urbana Pergola with deluxe shade and round posts.
- 12' x 12' Urbana Pergola with deluxe shade and 6" x 6" square posts.





THE URBANA VINYL PERGOLA COLLECTION

- Custom Urbana Pergola with regular shade, braces and square posts.
- 12' x 12' Urbana Pergola in black vinyl with deluxe shade and 6" x 6" square posts.





- 12' x 14' Urbana Pergola with deluxe shade and 6" x 6" square posts.
- Custom Urbana Pergola with deluxe shade and 8" x 8" square posts.



- 12' x 12' Urbana Pergola in black vinyl with deluxe shade and 6" x 6" square posts.
- 14' x 14' Urbana Pergola with deluxe shade and Savannah posts. Shown with Dash Crimson curtains.





THE URBANA VINYL PERGOLA COLLECTION

Design a Vinyl Pergola in 5 easy steps



Choose a size

Things to consider:

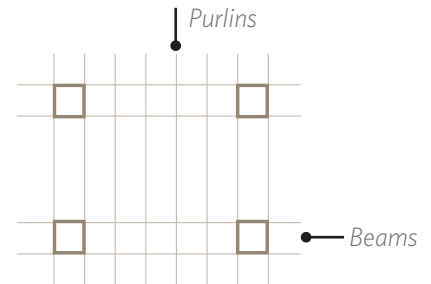
How much space do you have available?

Berlin Gardens measurements are based on the TOP dimensions, not the "footprint" of the posts. The posts are set in 16" from the purlins and beams.


Sizes (outside to outside of top)

10x10	12x12	14x14
10x12	12x14	14x16
10x14	12x16	
10x16		

Beams and purlins extend 16" past post positions. See page 35 for exact specifications and dimensions.



Choose a shade style



Regular shade



Deluxe shade



Choose an end cap



Scroll end cap



Classic end cap

VINYL STANDARD FEATURES

Purlin notched onto beams.



Inside every vinyl post is a 6" x 6" wood post for reinforcement, with the exception of Savannah posts, which have a treated 4" x 4" inside.





4



Vinyl
Round Post
10" Tapered



Vinyl
Savannah Post
6" x 6" Top
8" x 8" Base



Vinyl
Square Post
6" x 6"



Vinyl
Square Post
8" x 8"

Choose a post style

5


Choose a color



white



clay



black



Braces add stability for larger pergolas and high-wind locations.



Hidden Simpson anchor brackets for concrete patios or decks.



Your pergola is available in an easy-to-assemble kit. Or if you prefer, ask your Berlin Gardens dealer about having it installed by their professionals.

Naturally Beautiful Wood Pergolas

Top-grade treated lumber protects your pergola from the elements.

The rustic appeal of wood is highlighted in our pergolas made from hand-selected southern yellow pine. You won't find this kind of quality in the big-box stores. Select a finish, and you have a pergola that's custom made for your yard.

- Pressure-treated to resist decay
- Air-dried after treatment for enhanced durability
- Milled to exact specifications
- Harvested and made in the U.S.A.

Weathers over time; cracking, checking and splitting are expected and add to the natural appearance.





THE OUTBACK WOOD PERGOLA COLLECTION

■ 12' x 14' Wood Pergola with Outback top and Grandfather posts. Shown with Storm Cloud Gray stain and Canvas Natural curtains.

15

THE OUTBACK WOOD PERGOLA

Wood is a natural choice for outdoor design. The casual look of our wood pergolas fits seamlessly into your space, inviting you to go outside. Choose from several stains and paint colors, or go with a natural, unstained version. You'll have an alluring structure that's strong for years to come.



THE OUTBACK WOOD PERGOLA COLLECTION



■ Custom Wood Pergola with Outback top and Grandfather posts.
Shown with Cedartone stain.



THE OUTBACK/MENDOZA WOOD PERGOLA COLLECTION

- 12' x 12' Wood Pergola with Outback top and 6" x 6" square posts. Shown with Storm Cloud Gray stain.
- Custom Wood Pergola with Outback top and Grandfather posts. Shown in Cedartone stain.





- 12' x 16' Wood Pergola with Mendoza top, Grandfather posts and Mahogany stain, shown with a Dia shade. Mendoza top can also be paired with vinyl posts as a Combo Pergola.



THE ALCOVE
WOOD PERGOLA COLLECTION



THE ALCOVE WOOD PERGOLA

Turn a corner of your yard into something spectacular. An alcove makes any space welcoming, offers privacy and adds visual interest.

■ 10' Alcove, unstained with privacy walls.





THE RIVIERA WOOD PERGOLA

The Riviera wood pergola combines casual simplicity with an appealing curve at the top.

- 14' x 14' Wood Pergola with Riviera top and Savannah posts. Shown with Cedartone stain and a 14' side privacy wall.
- 16' x 12' Wood Pergola with Riviera top and 6" x 6" square posts.





THE RIVIERA
WOOD PERGOLA COLLECTION

THE COMBO PERGOLA

The Combo Pergola offers the best of both worlds in a pergola - low-maintenance vinyl posts with a wood top. The vinyl posts combined with the natural beauty of wood give it a classic appeal. The complementary colors of the vinyl and the wood make it unique.

- 12' x 16' Mendoza top shown with round vinyl posts as a Combo Pergola. Mendoza top also can be paired with wood posts.





COMBO PERGOLA

WOOD AND VINYL PERGOLA COLLECTION

The Combo Pergola also can be combined with an Outback top.

Design a Wood Pergola in 4 easy steps.



Choose a size

Things to consider:

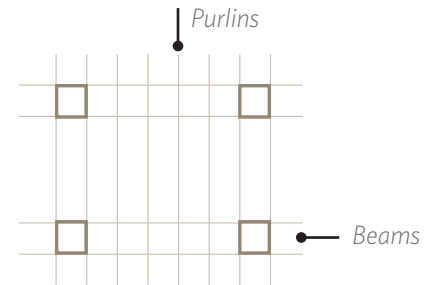
How much space do you have available?

Berlin Gardens measurements are based on the TOP dimensions, not the “footprint” of the posts. The posts are set in 16” from the purlins and beams.

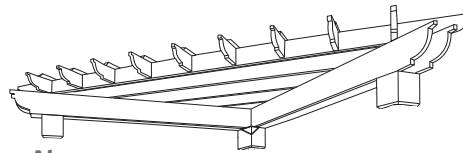
Sizes (outside to outside of top)

10x10 12x12 14x14
10x12 12x14 14x16
10x14 12x16
10x16

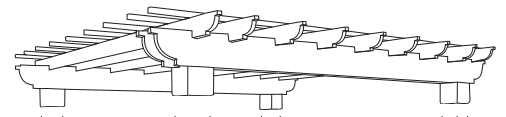
*Beams and purlins extend 16” past post positions.
 See page 36-37 for exact specifications and dimensions.*



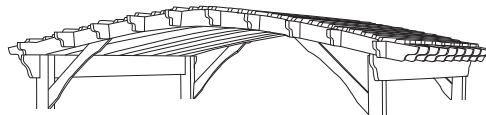
Choose a style



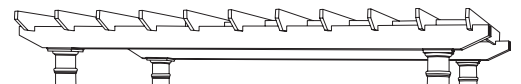
Alcove



Outback



Riviera



Mendoza

Outback and Mendoza tops can be used with Wood or Combo Pergolas.

WOOD STANDARD FEATURES

Regular shade slats 4” on center.



Unstained pressure-treated wood.
 Solid laminated 6” x 6” posts.





3



Wood Grandfather Post
Wrapped 6" x 6"
10" x 10" Base



Wood Savannah Post
6" x 6" Top
8" x 8" Base



Wood Square Post
6" x 6"



Wood Square Post
8" x 8"

For a Combo Pergola, choose a vinyl post option.



Vinyl Round Post
10" Tapered



Vinyl Savannah Post
6" x 6" Top
8" x 8" Base



Vinyl Square Post
6" x 6"



Vinyl Square Post
8" x 8"

Choose a post style

4

Choose a color



natural unstained



UV clear watersealer



cedartone stain



storm cloud gray stain



white paint



almond paint

Hidden Simpson anchor brackets for concrete patios or decks.



Your pergola is available in an easy-to-assemble kit. Or if you prefer, ask your Berlin Gardens dealer about having it installed by their professionals.


Cedar Timber Pergolas

Expect many years of use from a pergola made of western red cedar.

Make a statement with a pergola made from 100 percent western red cedar timber. Known for its durable nature, cedar timber has a distinctive color and grain pattern.

- Warm, rich appearance
- Natural preservatives resist moisture, decay and insects
- Exceptionally stable
- Ruggedly beautiful

Weathers over time; cracking, checking and splitting are expected and add to the natural appearance.





THE PHOENIX CEDAR TIMBER PERGOLA COLLECTION

■ 14' x 14' Cedar Timber Pergola with regular shade. Shown with Cedartone stain.

THE PHOENIX CEDAR TIMBER PERGOLA

The Phoenix pergola is the perfect showcase for the strength and deep beauty of cedar timbers. It anchors your outdoor space with its relaxed, yet bold, appearance. Cedar is the gold standard for durability. Our cedar timber pergolas are available in a natural, unstained state or with a Clear or Cedartone stain.



THE PHOENIX CEDAR TIMBER PERGOLA COLLECTION



Design a Phoenix Pergola in 2 easy steps.



See pergola accessories on pages 32-33.



Choose a size

Things to consider:

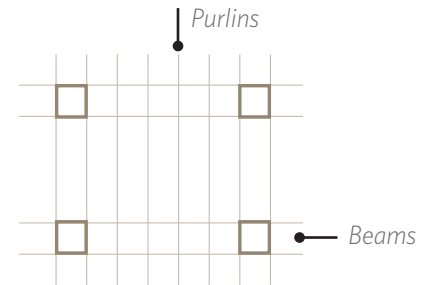
How much space do you have available?

Berlin Gardens measurements are based on the TOP dimensions, not the “footprint” of the posts. The posts are set in 16” from the purlins and beams.

Sizes (outside to outside of top)

10x14	12x14	14x16
10x16	12x16	16x16
12x12	14x14	16x20

Beams and purlins extend 16” past post positions.
See page 38 for exact specifications and dimensions.



Choose a color



natural
unstained



clear
watersealer



cedartone
stain

Cedar has a natural variation in color and may vary from samples shown above.

CEDAR STANDARD FEATURES

Hidden Simpson A24 anchor brackets for concrete patios or decks.



Regular shade.



Unstained western red cedar. One-piece timbers used for all components.



ACCESSORIES

CURTAINS, PRIVACY PANELS & COLORS

Curtains and Privacy Panels


Accessorizing your pergola allows you to change the level of privacy and sun protection, in addition to giving you options for styling. We offer a variety of fabric choices for curtains to coordinate with your furnishings or landscaping. Privacy walls, accented by latticework on the top, are another complement available for your pergola.



 sunbrella®

Dramatically change the look of your pergola with fade-resistant Sunbrella® curtains.

Fabric Group **A**



canvas jockey red



canvas capri



canvas sunflower



canvas ginkgo



linen antique beige



passage poppy



mist snow sheer



mist dove sheer

Fabric Group **B**



solana seagull



CURTAINS

- Standard size includes two 52" wide by 89" long panels
- Mounting hardware and rod available
- Available in nine fabric choices
- Curtain rods are powder-coated, galvanized steel
- White rods with white pergolas
- Bronze-color rods with clay, black and wood pergolas
- Curtains hang on an easy-to-install system



PRIVACY WALL

- Hand-selected, top-grade Southern Yellow Pine
- Tongue and groove boards
- 12" high lattice along the top of each wall
- Stained or painted to match pergola



DIA SHADE

- Track is powder-coated white, bronze or black
- Stainless fasteners and components
- Sunbrella fabric
- Maximum width per section is 54"
- Track runs parallel with beams
- 10' and 12' purlin lengths will have two shade sections
- 14' and 16' purlin lengths will have three shade sections
- Not available in cut yardage or sheer fabric

Two people

can put together a pergola in a morning or an afternoon.

Basic hand tools

are all it takes for you to assemble your own pergola - no power equipment needed.

How will

my pergola arrive?

Your Berlin Gardens pergola arrives in a kit. Just follow the instruction manual included. Clear, step-by-step instructions, illustrated with photos, will guide you.

What if

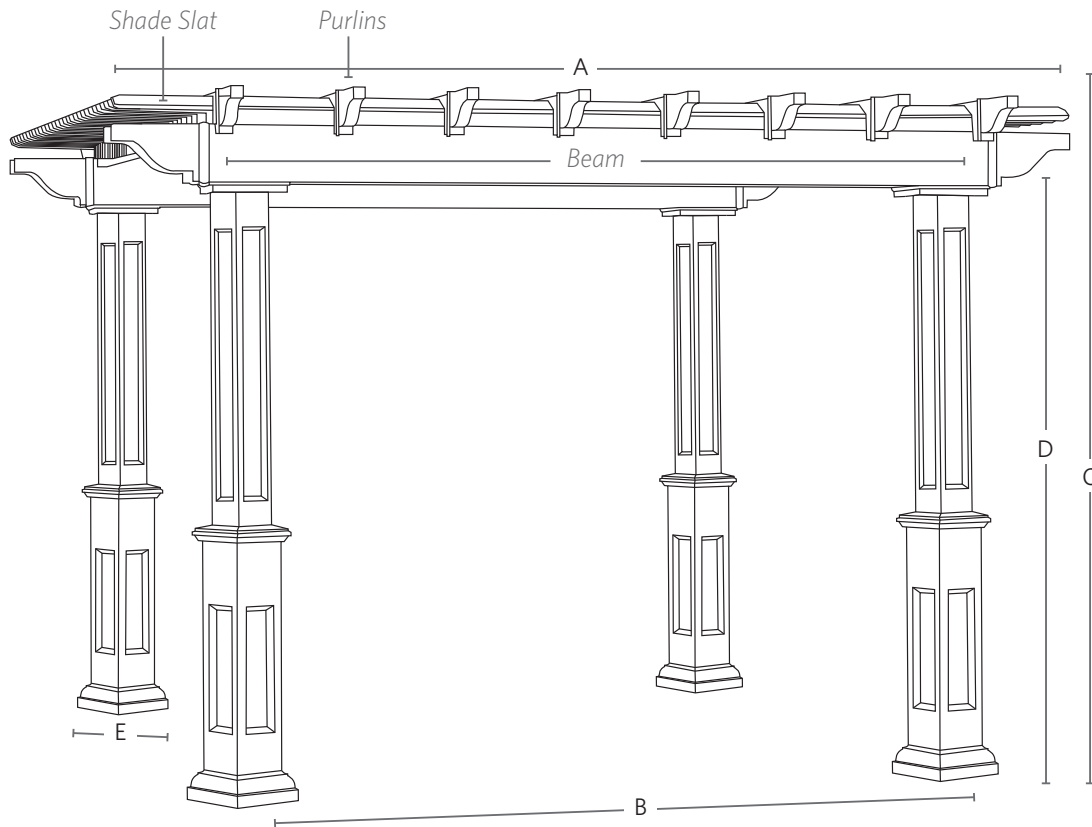
I don't want to put my pergola together? No problem! We'll do it for you. Just contact your local Berlin Gardens dealer, and experienced, professional installers will assemble your pergola. Expect courtesy, care for your property and complete clean up.

Your pergola assembly made easy.

Each piece in your pergola kit is crafted with care and inspected before shipment.

THE URBANA VINYL PERGOLA

SPECS & DIMENSIONS

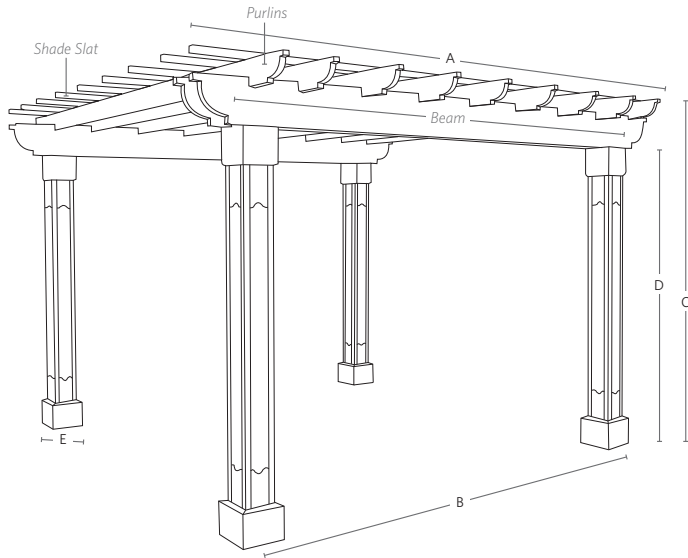


Size (outside to outside of top)	10'	12'	14'	16'	
A	10'	12'	14'	16'	
B (C to C of posts)	82"	106"	130"	154"	
C	Overall height is 103"				
D	Distance from bottom of post to bottom of beam is 88"				
E (post base size)	6" x 6" Square post = 9" x 9", 8" x 8" Square post/Savannah post = 11 ¹ / ₄ " x 11 ¹ / ₄ ", Round post = 13" x 13"				

Specifications and dimensions are the same on all vinyl pergolas regardless of post style.

THE OUTBACK // MENDOZA // COMBO PERGOLA

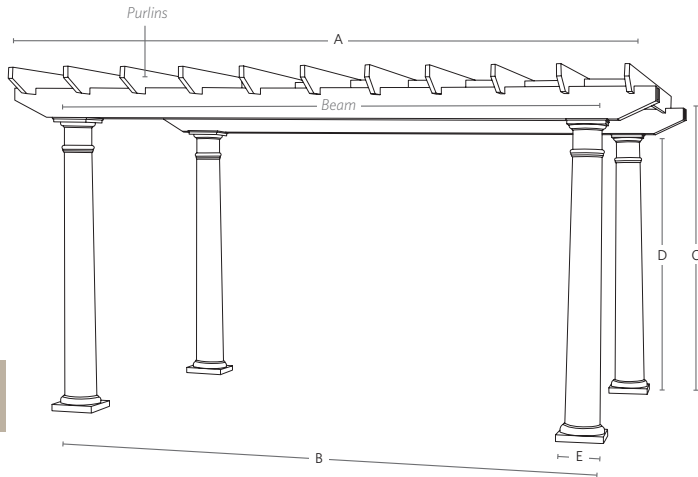
SPECS & DIMENSIONS



THE OUTBACK/ MENDOZA

Size (outside to outside of top)	10'	12'	14'	16'
A	10'	12'	14'	16'
B (C to C of posts)	82"	106"	130"	154"
C	Overall height is 100"			
D	Distance from bottom of post to bottom of beam is 87"			
E (post base size)	6" x 6" Square post = 10" x 10", 8" x 8" Square post = 11½" x 11½", Grandfather post = 10" x 10"			

Specifications and dimensions are the same on all wood pergolas regardless of post style except for an 8" x 8" post. An 8" x 8" post increases line B by 2".



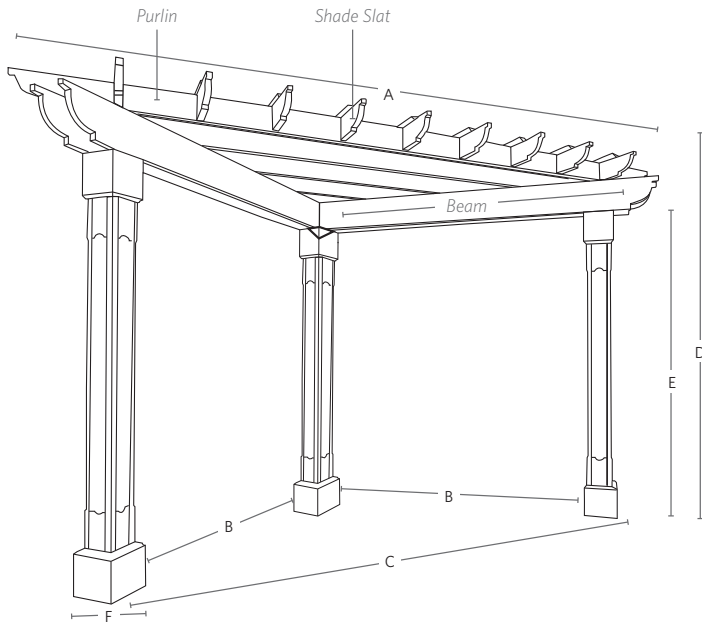
THE COMBO PERGOLA

Size (outside to outside of top)	10'	12'	14'	16'
A	10'	12'	14'	16'
B (C to C of posts)	82"	106"	130"	154"
C	Overall height is 100"			
D	Distance from bottom of post to bottom of beam is 87"			
E (post base size)	6" x 6" Square post = 9" x 9", 8" x 8" Square post/Savannah post = 11¼" x 11¼", Round post = 13" x 13"			

Specifications and dimensions are the same on all wood pergolas regardless of post style except for an 8" x 8" post. An 8" x 8" post increases line B by 2".

THE ALCOVE // THE RIVIERA WOOD PERGOLA

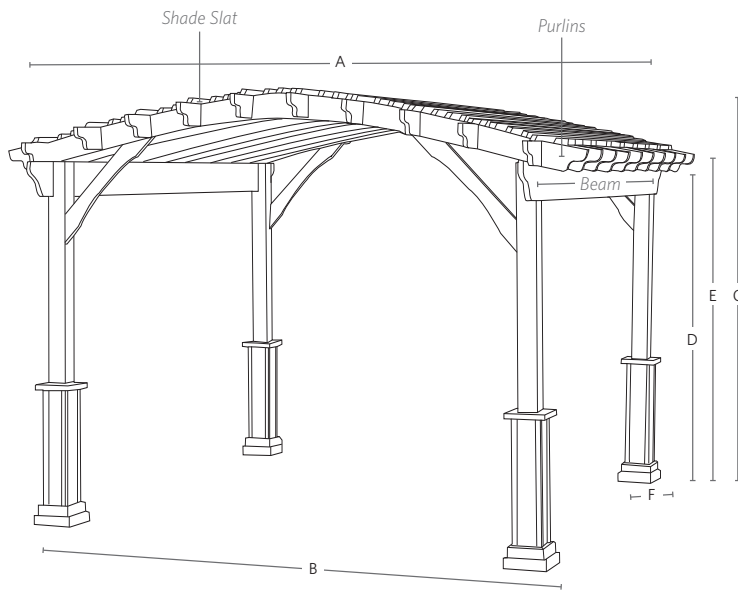
SECS & DIMENSIONS



THE ALCOVE

Size (outside to outside of top)	8'	10'	
A	133"	166 $\frac{1}{2}$ "	
B (C to C of back posts)	67 $\frac{1}{2}$ "	91 $\frac{1}{2}$ "	
C (diagonal distance C to C)	94"	128"	
D	Overall height is 102"		
E	Distance from bottom of post to bottom of beam is 87"		
F (post base size)	6" x 6" Square post = 10" x 10", 8" x 8" Square post = 11 $\frac{1}{2}$ " x 11 $\frac{1}{2}$ ", Grandfather post = 10" x 10"		

Specifications and dimensions are the same on all wood pergolas regardless of post style except for an 8" x 8" post. An 8" x 8" post increases line B by 2".



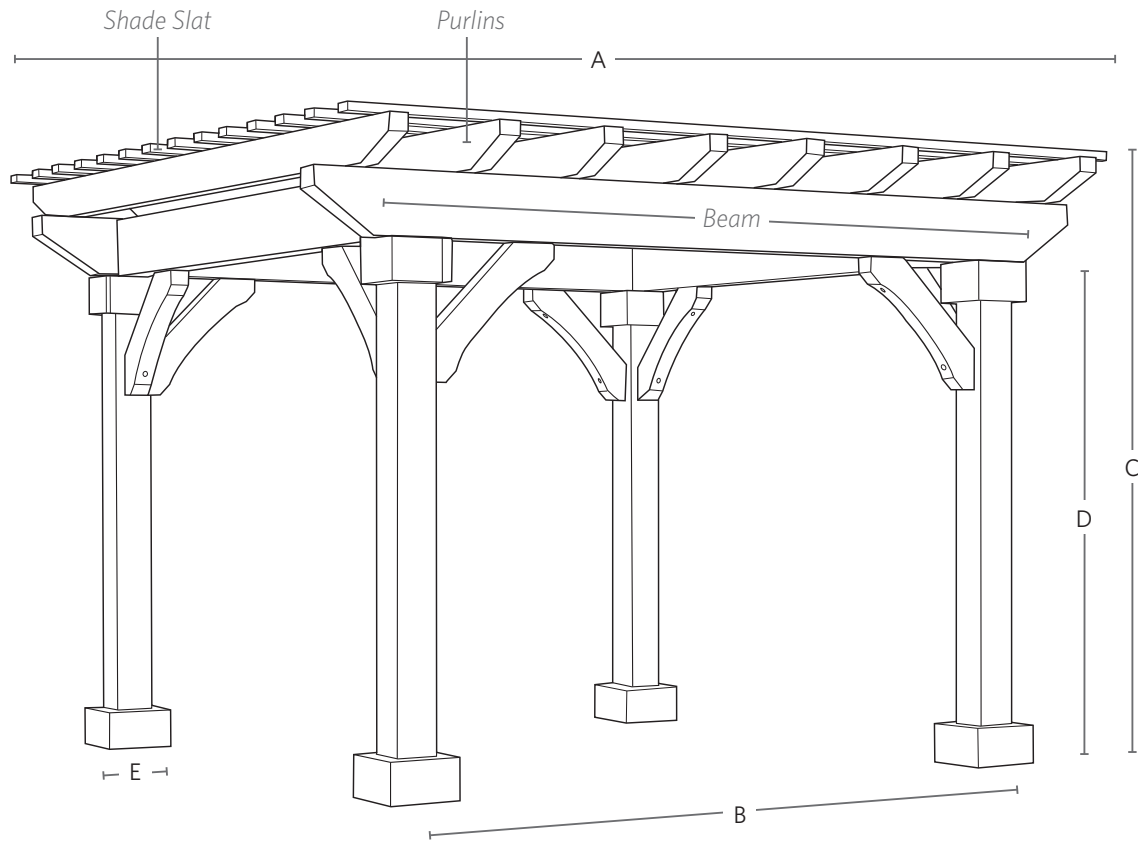
THE RIVIERA

Size (outside to outside of top)	10'	12'	14'	16'	
A	10'	12'	14'	16'	
B (C to C of posts)	82"	106"	130"	154"	
C (overall height)	Overall height is 110"				
D	Distance from bottom of post to bottom of beam is 87"				
E	Distance from bottom of post to top at the edge is 100"				
F (post base size)	6" x 6" Square post = 10" x 10", 8" x 8" Square post/Savannah post = 11 $\frac{1}{2}$ " x 11 $\frac{1}{2}$ "				

Specifications and dimensions are the same on all wood pergolas regardless of post style except for an 8" x 8" post. An 8" x 8" post increases line B by 2".

THE PHOENIX CEDAR PERGOLA

SPECS & DIMENSIONS



Size (outside to outside of top)	10'	12'	14'	16'	20'
A	10'	12'	14'	16'	20'
B (C to C of posts)	80"	104"	128"	152"	200"
C (overall height)	Overall height is 122.5"				
D	Distance from bottom of post to bottom of beam is 100"				
E (post base size)	Trim pkg. 14" x 14", no trim 8" x 8"				

Specifications and dimensions are figured for a standard 8" x 8" post.



GALLERY





take life outdoors™











BERLIN GARDENS

take life outdoors™

Since 1988
Made in the U.S.A.