

BERLIN GARDENS

take life outdoors™

2017 STRUCTURES COLLECTION

PERGOLAS | PAVILIONS | GAZEBOS



Contents

4	It's Your Choice	34	Frontier Wood Pavilion Kit
6	Urbana Vinyl Pergola	36	Vinyl Pavilion Gallery
8	Outback Wood Pergola	38	Wood Pavilion Gallery
10	Mendoza Wood Pergola	40	Design a Vinyl Pavilion
12	Riviera Wood Pergola	42	Design a Wood Pavilion
14	Alcove Wood Pergola	44	Lexington Vinyl Octagon Gazebo
16	Combo Wood and Vinyl Pergola	46	Belmont Vinyl Oblong Gazebo
18	Phoenix Cedar Timber Pergola	48	Augusta Vinyl Rectangular Gazebo
20	Vinyl Pergola Gallery	50	Monticello Wood Octagon Gazebo
22	Wood Pergola Gallery	52	Savannah Wood Oblong Gazebo
24	Design a Vinyl Pergola	54	Madison Wood Rectangular Gazebo
25	Design a Wood Pergola	56	Gazebo Gallery
26	Victoria Vinyl Pavilion	58	Vinyl Gazebo Standard Features
28	Hampton Wood Pavilion	59	Wood Gazebo Standard Features
30	Cascade Wood Pavilion	60	Design a Gazebo
32	Breckenridge Wood Pavilion	62	Accessories

Simply... the best

Each job, each customer, each and every day ... our approach is the same. We use the best materials. We strive to treat the customer the way we want to be treated.

Take Life Outdoors

Making outdoor spaces livable is more than a design trend to us. The outdoors is the perfect place to relax, unwind and connect with family. It puts us more in touch with God and his creation. Our tagline is truly meaningful to us, and we hope that our structures help you *take life outdoors.*™





It's Your

Classic, Carefree Vinyl

Durable and beautiful, vinyl requires very little attention. Regular cleaning with a mild dish detergent or similar product is normally all that's required to keep your structure looking its best.

- Contains 50 percent recycled material
- Made in the U.S.A.
- Won't crack, fade or chalk
- Easy to assemble (We'll assemble if you prefer.)





Choice

Naturally Beautiful Wood

Top-grade, treated lumber protects your structure from the elements. Our structures are made from hand-selected southern yellow pine.

- Pressure-treated to resist decay
- Air-dried after treatment for enhanced durability
- Harvested in the U.S.A.
- Milled to exact specifications
- All wood posts laminated to avoid warping; laminations are visible
- Easy to assemble (We'll assemble if you prefer.)

Weathers over time; cracking, checking and splitting are expected and add to the natural appearance.

Urbana | Vinyl Pergola



Inside every vinyl post is a 6" x 6" wood post for reinforcement, with the exception of Savannah posts, which have a 4" x 4" inside

Beams have a treated 2" x 8" inside the vinyl sleeve

Purlins notched onto beams

Simpson post brackets for every post

Braces add stability for larger pergolas and high-wind locations

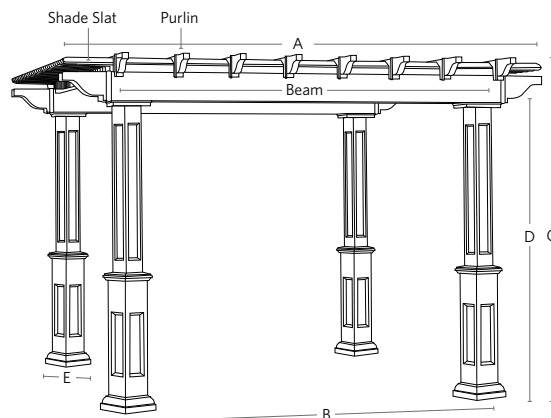


Urbana

Crisp, clean lines. The Urbana vinyl pergola complements your home with classic styling.

SPECIFICATIONS

SIZE (outside to outside of top)	10'	12'	14'	16'	20'
A	10'	12'	14'	16'	20'
B (C to C of posts)	82"	106"	130"	154"	202"
C	Overall height is 103"				
D	Distance from bottom of post to bottom of beam is 88"				
E (post base size)	6" x 6" Square post = 9" x 9" 8" x 8" Square post/Savannah post = 11 1/4" x 11 1/4" Round post = 13" x 13"				



Outback | Wood Pergola



4" on-center
shade slats

Standard
2" x 2"
shade slats

Solid
laminated
wood posts

Scrolled
end cuts

Simpson post
brackets for
every post

Grandfather
style or
Square posts

Purlins
notched
over beams

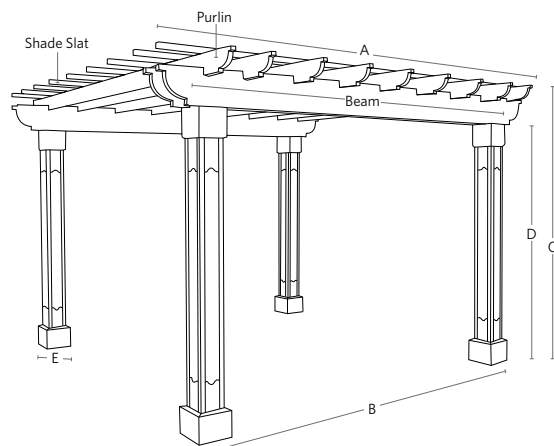


Outback

The casual look of the Outback pergola fits seamlessly into your space, inviting you outside.

SPECIFICATIONS

SIZE (outside to outside of top)	10'	12'	14'	16'
A	10'	12'	14'	16'
B (C to C of posts)	82 $\frac{3}{4}$ "	106 $\frac{3}{4}$ "	130 $\frac{3}{4}$ "	154 $\frac{3}{4}$ "
C	Overall height is 101"			
D	Distance from bottom of post to bottom of beam is 87"			
E (post base size)	6" x 6" Square post = 10 $\frac{1}{2}$ " x 10 $\frac{1}{2}$ " 8" x 8" Square post/Grandfather post = 12 $\frac{1}{2}$ " x 12 $\frac{1}{2}$ "			



Mendoza | Wood Pergola



No shade
slats

Solid
laminated
wood posts

Classic
end cuts

Simpson post
brackets for
every post

Grandfather
style or
Square posts

2" x 8"
purlins

Purlins
notched
over beams

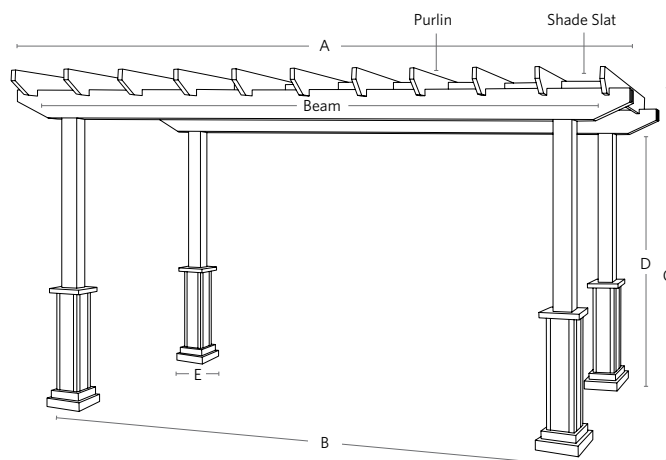


Mendoza


Embracing simplicity and the great outdoors, the Mendoza top is open and airy.

SPECIFICATIONS

SIZE (outside to outside of top)	10'	12'	14'	16'
A	10'	12'	14'	16'
B (C to C of posts)	82 ³ / ₄ "	106 ³ / ₄ "	130 ³ / ₄ "	154 ³ / ₄ "
C	Overall height is 101"			
D	Distance from bottom of post to bottom of beam is 87"			
E (post base size)	6" x 6" Square post = 10 ¹ / ₂ " x 10 ¹ / ₂ " 8" x 8" Square post/Grandfather post = 12 ¹ / ₂ " x 12 ¹ / ₂ "			



Riviera | Wood Pergola



4" on-center
shade slats

Solid
laminated
wood posts

Arched
braces

Arched
purlins

Simpson post
brackets for
every post

Savannah
style or
Square
posts

Two-ply
laminated
beams

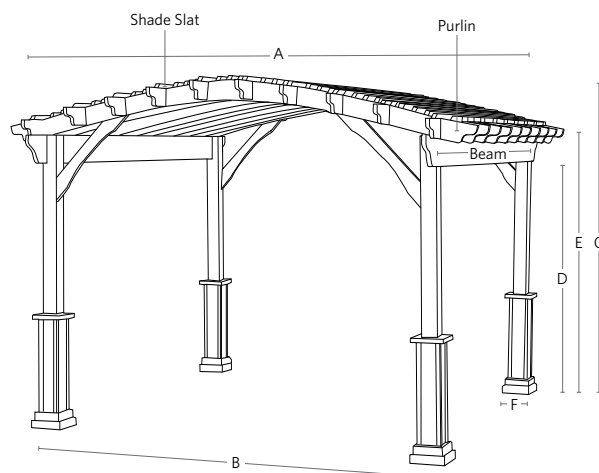


Riviera

The Riviera wood pergola combines casual simplicity with an appealing curve at the top.

SPECIFICATIONS

SIZE (outside to outside of top)	10'	12'	14'	16'
A	10'	12'	14'	16'
B (C to C of posts)	82 ³ / ₄ "	106 ³ / ₄ "	130 ³ / ₄ "	154 ³ / ₄ "
C	Approx. overall height is 110" (varies with width)			
D	Distance from bottom of post to bottom of beam is 87"			
E	Distance from bottom of post to top at the edge is 100"			
F (post base size)	6" x 6" Square post = 10 ¹ / ₂ " x 10 ¹ / ₂ " 8" x 8" Square post/Savannah post = 12 ¹ / ₂ " x 12 ¹ / ₂ "			



Alcove | Wood Pergola



4" on-center
shade slats

Three solid
laminated
wood posts

Scrolled
end cuts

Simpson post
brackets for
every post

Grandfather
style or
Square posts

2" x 6"
purlins

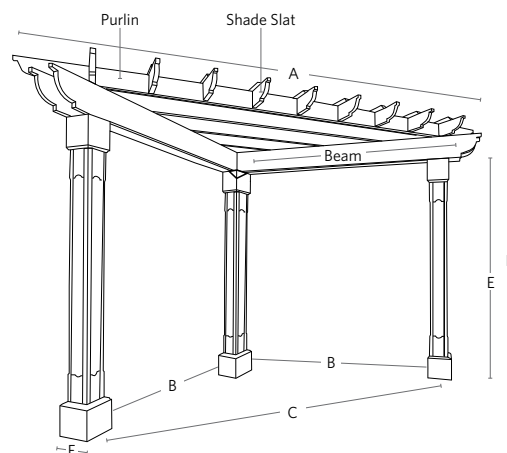


Alcove

An Alcove makes any space welcoming, offers privacy and adds visual interest.

SPECIFICATIONS

SIZE (outside to outside of top)	8'	10'
A	133"	166 1/2"
B (C to C of posts)	67 1/2"	91 1/2"
C (diagonal distance C to C)	94"	128"
D	Overall height is 102 1/2"	
E	Distance from bottom of post to bottom of beam is 87"	
F (post base size)	6" x 6" Square post = 10 1/2" x 10 1/2" 8" x 8" Square post/Grandfather = 12 1/2" x 12 1/2"	



Combo | Wood and Vinyl Pergola



Wood top:
Outback style
Mendoza style

Vinyl posts:
6" x 6" Square
8" x 8" Square
10" Round columns
Savannah style



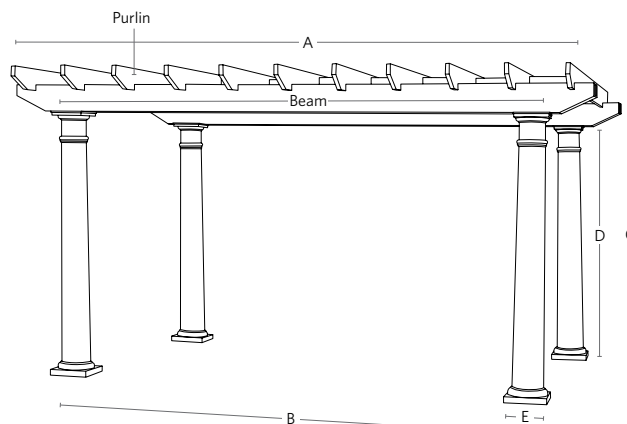
The Combo pergola can also be combined with the Outback top.

Combo

The Combo pergola offers the best of both worlds – low maintenance vinyl posts with a wood top.

SPECIFICATIONS

SIZE (outside to outside of top)	10'	12'	14'	16'
A	10'	12'	14'	16'
B (C to C of posts)	82"	106"	130"	154"
C	Overall height is 101"			
D	Distance from bottom of post to bottom of beam is 87"			
E (post base size)	6" x 6" Square post = 9" x 9" 8" x 8" Square post/Savannah post = 11 1/4" x 11 1/4" Round post = 13" x 13"			



Phoenix | Cedar Timber Pergola



Regular shade

Unstained, solid western red cedar; one-piece timbers used for all components

8" x 8" posts

6" x 12" beams

Arched braces

Old-World-style pegs

Simpson post brackets for every post

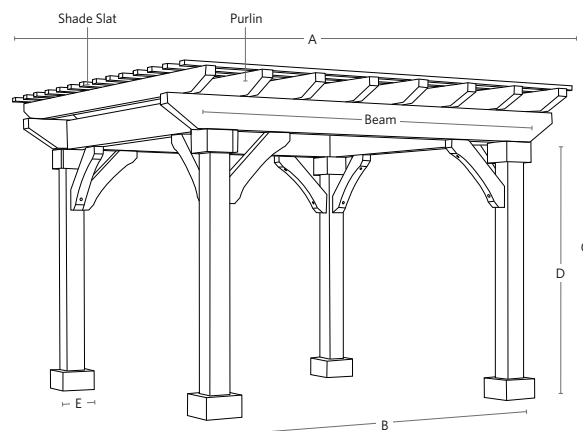


Phoenix

The Phoenix pergola is the perfect showcase for the strength and deep beauty of cedar timbers.

SPECIFICATIONS

SIZE (outside to outside of top)	10'	12'	14'	16'	20'
A	10'	12'	14'	16'	20'
B (C to C of posts)	80"	104"	128"	152"	200"
C	Approx. overall height is 122½" (varies with width)				
D	Distance from bottom of post to bottom of beam is 100"				
E (post base size)	Trim pkg. = 14" x 14" No Trim = 8" x 8"				





Vinyl Pergola Gallery





Vinyl
Pergola Gallery





Wood Pergola Gallery





Wood
Pergola Gallery

Design a Vinyl Pergola in 5 easy steps.

1 Choose a size

Things to consider:

How much space do you have available?

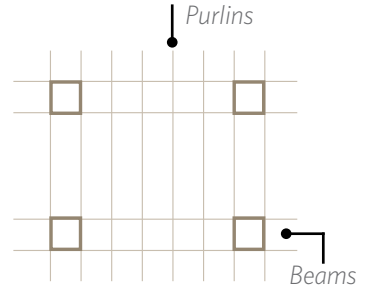
Berlin Gardens measurements are based on the TOP dimensions, not the "footprint" of the posts.

The posts are set in 16" from the outside edge of the purlins and beams.


Sizes (outside to outside of top)

10x10	12x12	14x14
10x12	12x14	14x16
10x14	12x16	14x20
10x16	12x20	14x24
	12x24	

*Beams and purlins extend 16" past post positions.
The 20' pergola will have 6 posts.*



2 Choose a shade style



Regular shade



Deluxe shade

3 Choose an end cap



Scroll end cap



Classic end cap

4 Choose a post style



Vinyl Round Post
10" Tapered



Vinyl Savannah Post
6" x 6" Top | 8" x 8" Base



Vinyl Square Post
6" x 6"



Vinyl Square Post
8" x 8"

5 Choose a color



White



Clay



Black

Design a Wood Pergola in 4 easy steps.

1 Choose a size

Things to consider:

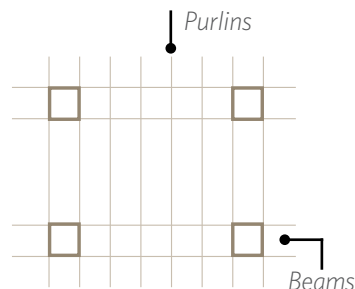
How much space do you have available?

Berlin Gardens measurements are based on the TOP dimensions, not the "footprint" of the posts. The posts are set in 16" from the outside edge of the purlins and beams.

Sizes (outside to outside of top)

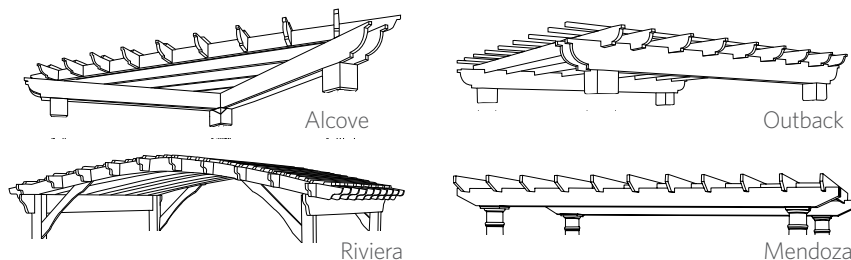
10x10	12x12	14x14
10x12	12x14	14x16
10x14	12x16	14x20
10x16	12x20	14x24
	12x24	

Beams and purlins extend 16" past post positions.
The 20' pergola will have 6 posts.




2 Choose a style

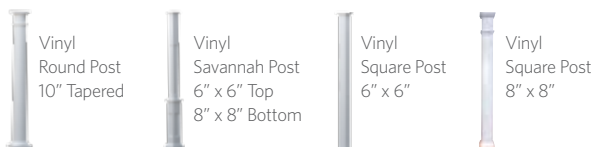
Outback and Mendoza tops can be used with Wood or Combo Pergolas.




3 Choose a post style



For a Combo Pergola, choose a vinyl post option.



4 Choose a color



Victoria | Vinyl Pavilion



Round 10"
tapered post
or 8" x 8"
square post

Treated
6" x 6"
inside post
sleeve

Beams are
wrapped
with
cellular
PVC trim

All beams
are painted

Exposed
wood ceiling

Choice of:
Straight
beam,
Standard
arch,
Premier
arch

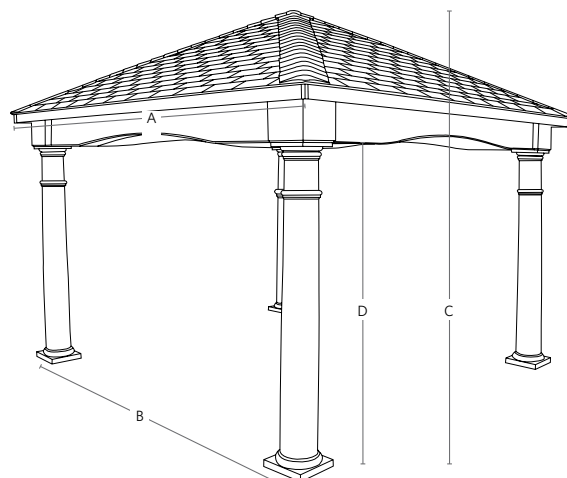


Victoria

Inspired by the graceful architecture of Victorian England, this pavilion is the perfect spot for relaxing in royal style.

SPECIFICATIONS

SIZE	10'	12'	14'	16'	18'	20'	24'
A	139"	163"	187"	211"	235"	259"	307"
B (C to C of posts)	114"	138"	162"	186"	210"	234"	282"
C (regular roof)	130"	136"	142"	148"	154"	160"	172"
C (classic roof)	147"	153"	159"	165"	171"	177"	189"
D	Distance from bottom of post to bottom of beam is 84"						



Please Note: Victoria Pavilions with sides of 20' and above will have 6 posts. Base Dimension: Round Column = 13" x 13", 8" x 8" Square = 11 1/4" x 11 1/4".

Hampton | Wood Pavilion



6" overhang

Arched two-ply beam

Arched braces

No notched post and beam joint

Hampton style or Square posts

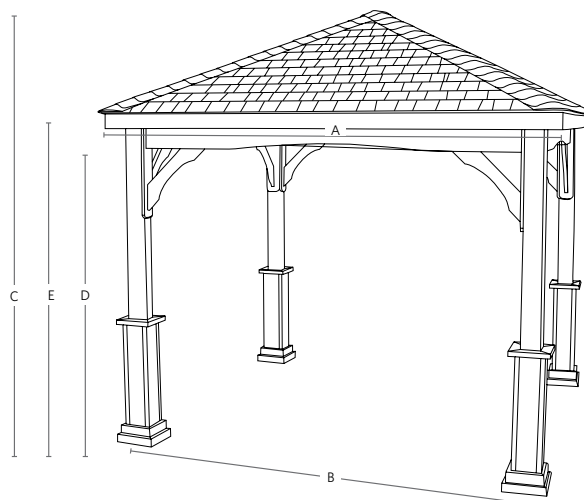


Hampton

This wood pavilion is reminiscent of the architecture found in Long Island's Hamptons.

SPECIFICATIONS

SIZE	10'	12'	14'	16'	20'
A	127"	151"	175"	199"	247"
B (C to C of posts)	113 $\frac{1}{4}$ "	137 $\frac{1}{4}$ "	161 $\frac{1}{4}$ "	185 $\frac{1}{4}$ "	233 $\frac{1}{4}$ "
C (regular roof)	130"	136"	142"	148"	
C (classic roof)	147"	153"	159"	165"	
D	Distance from bottom of post to bottom of beam is 87"				
E	Distance from bottom of post to top of beam is 96"				



Please Note: Hampton Pavilions with 20' sides will have 6 posts. Base Dimension: 6" x 6" Square = 10 $\frac{1}{2}$ " x 10 $\frac{1}{2}$ ", 8" x 8" Square = 12 $\frac{1}{2}$ " x 12 $\frac{1}{2}$ ", Hampton Style = 12 $\frac{1}{2}$ " x 12 $\frac{1}{2}$ ".

Cascade | Wood Pavilion



11" overhang

Straight
beam or
Premier
arch beam

Arched
braces

Notched
post and
beam joint

Hip roof

8" x 8"
square
posts

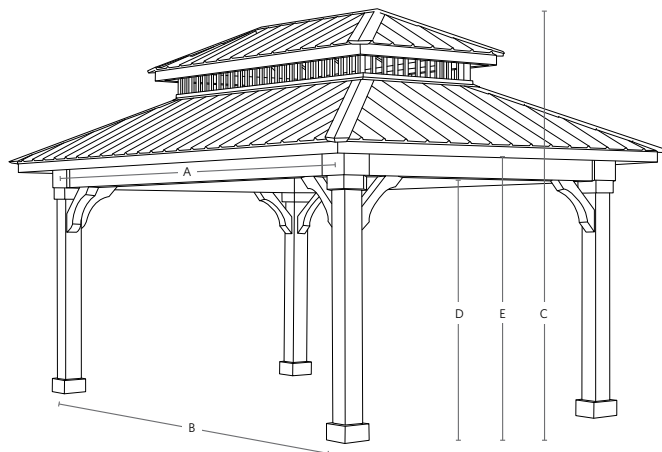


Cascade

This hearty pavilion dedicated for relaxation is the perfect backdrop for your next gathering.

SPECIFICATIONS

SIZE	10'	12'	14'	16'	18'	20'	24'
A (outside to outside of roof)	139"	163"	187"	211"	235"	259"	307"
B (C to C of posts)	111"	135"	159"	183"	207"	231"	279"
C (regular roof)	133"	139"	145"	151"	157"	163"	175"
C (classic roof)	150"	156"	162"	168"	174"	180"	192"
D	Distance from bottom of post to bottom of beam is 87"						
E	Distance from bottom of post to top of beam is 96"						



Please Note: Cascade Pavilions with sides of 20' and above will have 6 posts. Base Dimension: 8" x 8" Square = 12 1/2" x 12 1/2".

Breckenridge | Wood Pavilion



Exposed
trusses

Gable roof

Two-ply
laminated
beam

Straight brace

8" x 8" posts

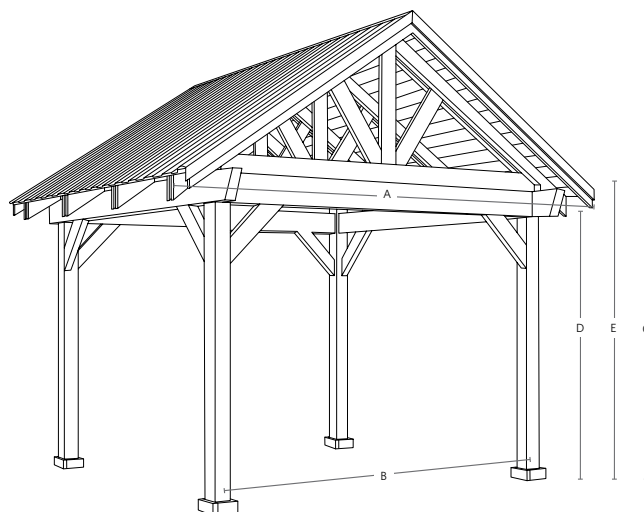


Breckenridge

With its open gable trusses, this pavilion maximizes the benefits of being outdoors while keeping you under shelter.

SPECIFICATIONS

SIZE	10'	12'	14'	16'	18'	20'	24'
A (outside to outside of roof)	120"	144"	168"	192"	216"	240"	288"
B (C to C of posts)	89"	113"	137"	161"	185"	209"	257"
C (regular roof)	136½"	144½"	152½"	160½"	168½"	176½"	192½"
D	Distance from bottom of post to bottom of beam is 87"						
E	Distance from bottom of post to top of beam is 96"						



Please Note: Breckenridge Pavilions with sides of 18' and above will have 6 posts. Post trim: 8" x 8" Square = 12 ½" x 12 ½".

Frontier | Wood Pavilion Kit



Knock-down
kit only

Straight beam
(two-ply)

Straight brace

Notched post
and beam joint

6" x 6"
square posts



VINYL
PERGOLA

WOOD
PERGOLA

COMBO
PERGOLA

CEDAR
PERGOLA

VINYL
PAVILION

WOOD
PAVILION

VINYL
GAZEBO

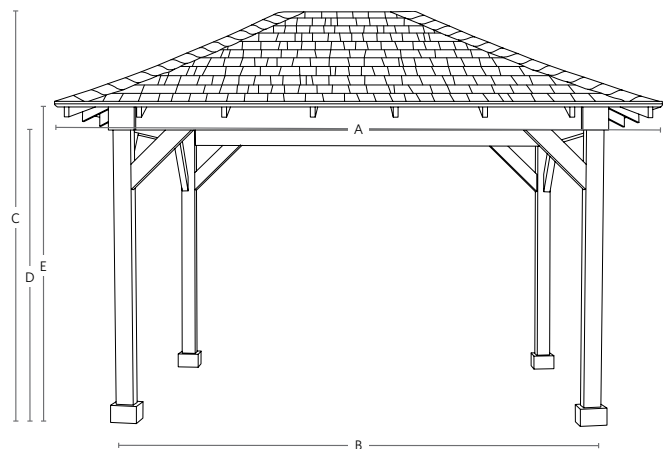
WOOD
GAZEBO

Frontier

With simple clean-cut features, the Frontier is Berlin Garden's knock-down pavilion kit. Easy to ship and assemble.

SPECIFICATIONS

SIZE	10'	12'	14'	16'	20'
A (outside to outside of roof)	139"	163"	187"	211"	259"
B (C to C of posts)	112 ³ / ₄ "	136 ³ / ₄ "	160 ³ / ₄ "	184 ³ / ₄ "	232 ³ / ₄ "
C (regular roof)	133"	139"	145"	151"	163"
D	Distance from bottom of post to bottom of beam is 87"				
E	Distance from bottom of post to top of beam is 96"				



Please Note: Frontier Pavilions with sides of 20' will have 6 posts. Post trim: 6" x 6" Square = 10 1/2" x 10 1/2".



Vinyl Pavilion Gallery





Vinyl
Pavilion Gallery



Wood Pavilion Gallery





Wood
Pavilion Gallery

Design a Vinyl Pavilion in 6 easy steps.

1 Choose a size

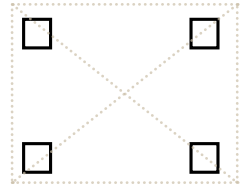
Things to consider:

How much space do you have available?
Berlin Gardens pavilions are available in many sizes.
Measure your available space keeping in mind both
post and roof dimensions.

Roof extends past post positions.

Sizes

10x10	12x12	14x14	16x16	18x18	20x20
10x12	12x14	14x16	16x18	18x20	20x24
10x14	12x16	14x18	16x20	18x24	
10x16	12x18	14x20	16x24		
	12x20	14x24			
	12x24				



Victoria



2 Choose a beam style



Straight



Standard Arch



Premier Arch

3 Choose a color



White



Clay

4 Choose a post style



Vinyl Round Post
10" Tapered



Vinyl Square Post
6" x 6"



Vinyl Square Post
8" x 8"

5 Choose a roof style



Regular Roof



Classic Roof

6 Choose a roofing material

30-Year Architectural Asphalt Shingles (standard on all pavilions)



Weatherwood



Burnt Sienna
(Dk. Brown)



Resawn Shake
(Lt. Brown)



Moire
Black



Pewter



Cobblestone
Gray



Hunter
Green

Metal Roofing (optional on all pavilions)



Black



Charcoal



Light Gray



Brown



Clay



Light Stone



Tan



Antique Bronze



Burgundy



Hawaiian Blue



Green



Brite Red



Rustic Red



White

Design a Wood Pavilion in 5 easy steps.

1 Choose a style and size

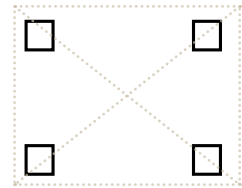
Things to consider:

How much space do you have available?
 Berlin Gardens pavilions are available in many sizes.
 Measure your available space keeping in mind both
 post and roof dimensions.

Roof extends past post positions.

Sizes

10x10	12x12	14x14	16x16	18x18	20x20
10x12	12x14	14x16	16x18	18x20	20x24
10x14	12x16	14x18	16x20	18x24	
10x16	12x18	14x20	16x24		
	12x20	14x24			
	12x24				



Hampton



Cascade



Breckenridge



Frontier



2 Choose a beam style*



Straight



Standard Arch



Premier Arch
Cascade only

**For Hampton and Cascade only.*

3 Choose a color



Natural Unstained



UV Clear Watersealer



Cedartone Stain



Storm Cloud Gray Stain



Mocha



Mahogany

4 Choose a roof style



Regular Roof



Classic Roof

Available on Hampton and Cascade only

5 Choose a roofing material

30-Year Architectural Asphalt Shingles (standard on all pavilions)



Weatherwood



Burnt Sienna (Dk. Brown)



Resawn Shake (Lt. Brown)



Moire Black



Pewter



Cobblestone Gray



Hunter Green

Metal Roofing (optional on all pavilions)



Black



Charcoal



Light Gray



Brown



Clay



Light Stone



Tan



Antique Bronze



Burgundy



Hawaiian Blue



Green



Brite Red



Rustic Red



White

Lexington | Vinyl Octagon Gazebo





Lexington

The southern styling of this gazebo brings the green hills of Kentucky to mind.

STANDARD SPECIFICATIONS

- OCTAGON
- WHITE VINYL
- REGULAR ROOF
- AMERICAN RAIL
- CLUBHOUSE DECKING
- ASPHALT SHINGLES
- VINYL CEILING
- CUPOLA

VINYL
PERGOLA

WOOD
PERGOLA

COMBO
PERGOLA

CEDAR
PERGOLA

VINYL
PAVILION

WOOD
PAVILION

VINYL
GAZEBO

WOOD
GAZEBO

Belmont | Vinyl Oblong Gazebo





Belmont

Clean vinyl posts call to mind horse country, green grass and blue skies.

STANDARD SPECIFICATIONS

- OBLONG
- WHITE VINYL
- CLASSIC ROOF
- AMERICAN RAIL
- CLUBHOUSE DECKING
- ASPHALT SHINGLES
- VINYL CEILING

Augusta | Vinyl Rectangular Gazebo





Augusta

Sip sweet tea, chat with family and friends, read a book and relax ... it's all good in the timeless Augusta gazebo.

STANDARD SPECIFICATIONS

- SQUARE OR RECTANGULAR
- WHITE VINYL
- REGULAR ROOF
- AMERICAN RAIL
- CLUBHOUSE DECKING
- ASPHALT SHINGLES
- VINYL CEILING

Monticello | Wood Octagon Gazebo





Monticello

This classic style brings the grandeur of colonial America to your own backyard.

STANDARD SPECIFICATIONS

- OCTAGON
- WOOD
- REGULAR ROOF
- AMERICAN RAIL
- TREATED WOOD FLOOR
- ASPHALT SHINGLES
- WOOD CUPOLA
- NO STAIN

Savannah | Wood Oblong Gazebo





Savannah

Inspired by Savannah's style and warm Southern hospitality, this gazebo brings the area's charm and casual, laid-back lifestyle to you.

STANDARD SPECIFICATIONS

- OBLONG
- TREATED WOOD FLOOR
- WOOD
- ASPHALT SHINGLES
- CLASSIC ROOF
- NO STAIN
- AMERICAN RAIL

VINYL
PERGOLA

WOOD
PERGOLA

COMBO
PERGOLA

CEDAR
PERGOLA

VINYL
PAVILION

WOOD
PAVILION

VINYL
GAZEBO

WOOD
GAZEBO

Madison | Wood Rectangular Gazebo





Madison

The architecture of Madison, Virginia, shows similarities to the symmetry and harmony in this gazebo.

STANDARD SPECIFICATIONS

- SQUARE OR RECTANGULAR
- TREATED WOOD
- REGULAR ROOF
- AMERICAN RAIL
- TREATED WOOD FLOOR
- ASPHALT SHINGLES



Gazebo Gallery



Vinyl Gazebo Standard Features

Cupolas

Attractive cupolas are standard on most of our vinyl gazebo models.



Beaded Vinyl Ceiling

These ceilings not only enhance the appearance of your gazebo, but also allow for a quick springtime cleanup!



Coated Stainless Steel Roof Reinforcement Plate

Powder-coated stainless steel top-plate brackets strengthen the gazebo's roof while remaining visually unobtrusive.



Vinyl Clad Posts

Beneath the maintenance-free vinyl is a solid 4" x 4" treated post that strengthens our gazebos for decades to come.



Octagon Floor Clubhouse Decking

Our floors are purposefully built in an attractive octagon shape, enhancing visual appeal while allowing for more efficient delivery and construction. Secured with stainless steel screws, these floors will stand up to the elements season after season.



Wood Gazebo Standard Features

Kiln-Dried, #1 Grade Lumber

Our lumber is kiln dried at the mill, then dried a second time after pressure treatment. This greatly reduces cracking and splitting.



Cedar Underside Sheathing

Top-quality cedar is found on the underside of each gazebo's roof. Its natural grain amplifies the rustic feel of our wood gazebos.



Roof Reinforcement Plates

Powder-coated stainless steel top-plate brackets strengthen the gazebo's roof while remaining visually unobtrusive.



Laminated Posts

Our wood gazebo posts are laminated for added strength and durability that exceeds a standard 4"x 4" post.



Octagon Floor Plan

Our floors are purposefully built in an attractive octagon shape, enhancing visual appeal while allowing for more efficient delivery and construction. Like the other parts of the gazebo, these kiln-dried floors are built to last year after year.



Design a Gazebo in 7 easy steps.

1 Choose a shape and size



Octagon Sizes

10', 12', 14',
16', 20', 24'



Oblong Sizes

10'x14', 10'x16',
10'x18', 12'x16',
12'x20', 24'x36'



Square or Rectangular Sizes

10'x10', 10'x12',
10'x16', 12'x12',
12'x14', 12'x16',
12'x20'

2 Choose a color

Vinyl



White



Clay



Black

Wood



Natural
Unstained



UV Clear
Watersealer



Cedartone
Stain



Storm Cloud
Gray Stain



Mocha



Mahogany



White
Paint



Almond
Paint

3 Choose a rail style

Vinyl Rail Styles



American
Style



Colonial
Style



Decorators
Classic Style

Wood Rail Styles



American
Style



Deluxe
Colonial Style



Decorators
Classic Style

4 Choose a roof style

Octagon



Regular Roof



Classic Roof

Square and Rectangular



Regular Roof



Classic Roof


Oblong



Oblong Roof
Classic Roof is standard

5 Choose a roofing material

30-Year Architectural Asphalt Shingles (standard on all gazebos)



Metal Roofing (optional on all gazebos)



6 Choose a floor color

New Clubhouse Flooring



7 Choose additional options



Screen System for Vinyl or Wood Gazebos



Benches for Vinyl or Wood Gazebos



Ceiling Fan Support
standard

Accessories


Curtains (Pergola and Pavilion only)



Curtains hang on an easy-to-install system.

- Standard side includes two 52" wide by 86" long panels
- Mounting hardware and rod available
- Available in nine fabric choices
- Curtain rods are powder-coated, galvanized steel
- White rods with white pavilions and pergolas
- Bronze-colored rods with clay, black and wood pavilions and pergolas

Fabric Group A



canvas jockey red



canvas capri



canvas sunflower



canvas ginkgo



linen antique beige



passage poppy



mist snow sheer



mist dove sheer

Fabric Group B



solana seagull

Privacy Wall (Pergola and Pavilion only)



- Hand-selected, top-grade southern yellow pine
- Tongue and groove boards
- 12" high lattice along the top of each wall
- Stained or painted to match

Dia Shade (Pergola only)



- Track is powder-coated white, bronze or black
- Stainless fasteners and components
- Sunbrella fabric
- Maximum width per section is 54"
- Track runs parallel with beams
- 10' and 12' purlin lengths will have two shade sections
- 14' and 16' purlin lengths will have three shade sections
- Not available in cut yardage or sheer fabric



SCAN CODE TO SEE ALL
BERLIN GARDENS PRODUCTS.



BERLIN GARDENS
take life outdoors™

SINCE 1988

MADE IN THE U.S.A.