



TECH-GUIDE

PAVERS / RETAINING WALLS / ACCESSORIES





SEE AND FEEL THE DIFFERENCE

DESIGN TO BE DIFFERENT



EXTREMELY DURABLE
RESISTS DAILY WEAR AND TEAR



COLOR FADE RESISTANT



EXCEEDS ASTM STANDARDS
ENHANCED QUALITY AND STRENGTH



TINTED THROUGHOUT
(INDUSTRY EXCLUSIVE)



DENSE TOP-LAYER
(NO COARSE AGGREGATE)




AMERICAN OWNED AND MADE

Dura Denz represents a dramatic breakthrough in concrete casting technology. Our new world-class manufacturing process results in exceptional products that are infused with Dura Denz Technology. A specially formulated dense top layer creates a smooth, extra-hard surface that resists chipping, scratching and fading. The result is products that are not only beautiful, but extremely durable. Exceed your clients expectations when you feature products manufactured with Dura Denz Technology. Quite frankly, it's unlike anything you'll find on the market.

Call your Oberfields representative today.
Because quality matters.



Standard concrete pavers are coarse with visible aggregate on surface. They are manufactured to exceed all ASTM standards for quality and strength.



Dura Denz Technology provides an exceptional paver with color infused throughout and a top layer that's colorfast and resilient to wear and tear. ASTM compliant.

CONTENTS

PAVERS

Flat Top Washington®	4
Vintage Flat Top Washington®	5



Lexington®	6
Lexington Circle®	7
Plymouth®	8
Malibu®	8
Ozark®	10
Manhattan®	11
Newport®	12
Jamestown®	13

Tranquility®	14
Grand Milestone™	15
Grand Lifestyle®	16
Destination®	17
Elements™	18
Bullnose	19
Rosetta® Grand Flagstone	20
Rosetta® Dimensional Flagstone	21
Natural Stone	22
Travertine	23
Travertine Accessories	24
Porcelain	25
Rosetta® Superior Steppers	26
ADA Pavers	27
Walk Blocks	28

ECO PAVERS

Aqua-Bric Type 4 "L"	29
H2O Pro®	30
Harmony	31
Renewable™	32

RETAINING WALLS

Rosetta® Belvedere	33
Rosetta® Dimensional	34
Rosetta® Kodah	35
Rosetta® Dimensional Coping	36
Rosetta® Outcropping	37
Olentangy Bluff Tread™	38
Rosetta® Steps	39
Edington Wall Stone®	40
Non-Weathered Versa-Lok®	41
Non-Weathered Versa-Lok® Mosaic®	42
Weathered Versa-Lok® Mosaic®	43

KITS

Edington® Fire Pit Kit	44
Belvedere® Fire Pit Kit	45
Dimensional Wall Fire Pit Kit	46
Kodah Wall Fire Pit Kit	47
Edington® Pub Table Kit	48
Edington® Grill Kit	49
FireRock Fireplaces®	50
Rosetta® Pre-Planned Patio Kits	51

PATTERNS & SPECIAL ORDER COLORS

Paver Patterns	52-54
Special Order Colors	55

FLAT TOP WASHINGTON®




PRODUCT SPECS


- a) **Flat Top Washington® 14** – 5 1/2" x 5 1/2" x 2 3/8"
- b) **Flat Top Washington® 21** – 5 1/2" x 8 1/4" x 2 3/8"

APPLICATIONS


Pedestrian or light vehicular traffic, residential driveways, patios, borders and swimming pool decks.




INSTALLATION PATTERNS



Muster D
40% Wash. 14
60% Wash. 21



Muster K
28% Wash. 14
72% Wash. 21



Running Bond
10, 14, or 21

PACKAGING INFO

PRODUCT	WEIGHT PER SQ. FT.	UNITS PER SQ. FT.	UNITS PER LAYER	UNITS PER CUBE	WEIGHT PER CUBE	SQ. FT. PER UNIT	TOTAL SQ. FT. PER CUBE	COLORS STOCKED
Flat Top Washington® 14	29 lbs	4.76	56	504	3,069 lbs	0.21	105.84	Canyon Creek, Charcoal, Earth, Flagstone, Granite
Flat Top Washington® 21	29 lbs	3.17	42	336	3,074 lbs	0.32	106	Canyon Creek, Charcoal, Earth, Flagstone, Granite

Note: Due to variations in printing, color selections should always be chosen from actual product samples. Textured paver and patio stone surfaces require a buffer between the plate compactor and the paver surface to prevent scuffing.

COLORS



Canyon Creek Blend




Charcoal Blend



Earth Blend



Flagstone Blend



Granite Blend




VINTAGE FLAT TOP WASHINGTON®

PAVERS

PRODUCT SPECS


- a) **Vintage Flat Top Washington® 14** – 5½" x 5½" x 2¾"
- b) **Vintage Flat Top Washington® 21** – 5½" x 8¼" x 2¾"




APPLICATIONS

Pedestrian or light vehicular traffic, residential driveways, patios, borders and swimming pool decks.


INSTALLATION PATTERNS



Muster D
40% Wash. 14
60% Wash. 21



Muster K
28% Wash. 14
72% Wash. 21



Running Bond
10, 14, or 21

PACKAGING INFO

PRODUCT	WEIGHT PER SQ. FT.	UNITS PER SQ. FT.	UNITS PER LAYER	UNITS PER CUBE	WEIGHT PER CUBE	SQ. FT. PER UNIT	TOTAL SQ. FT. PER CUBE	COLORS STOCKED
Vintage Flat Top Washington® 14	29 lbs	4.76	56	504	3,069 lbs	0.21	105.84	Canyon Creek, Charcoal, Earth, Flagstone, Granite
Vintage Flat Top Washington® 21	29 lbs	3.17	42	336	3,074 lbs	0.32	106	Canyon Creek, Charcoal, Earth, Flagstone, Granite

Note: Due to variations in printing, color selections should always be chosen from actual product samples. Textured paver and patio stone surfaces require a buffer between the plate compactor and the paver surface to prevent scuffing.

COLORS



Vintage Canyon Creek Blend



Vintage Charcoal Blend



Vintage Earth Blend



Vintage Flagstone Blend



Vintage Granite Blend



LEXINGTON®

PRODUCT SPECS

- a) **Lexington 10:** 4 1/8" x 5 1/2" x 2 3/8"
- b) **Lexington 14:** 5 1/2" x 5 1/2" x 2 3/8"
- c) **Lexington 21:** 5 1/2" x 8 1/4" x 2 3/8"



a



b

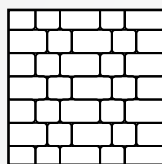


c


APPLICATIONS

Pedestrian traffic, residential driveways, patios, borders and swimming pool decks. Vehicular-Rated.


INSTALLATION PATTERNS



Muster D
40% Lexington 14
60% Lexington 21



Muster K
28% Lexington 14
72% Lexington 21



Running Bond
10, 14, or 21



Also available in Lexington Circle
A 12' Diameter Circle Pattern consisting of:
Circle center, small circle paver, large circle paver, Lexington 10's

PACKAGING INFO

PRODUCT	WEIGHT PER SQ. FT.	UNITS PER SQ. FT.	SQ. FT. PER UNIT	UNITS PER LAYER	LAYERS PER CUBE	SQ. FT. PER LAYER	UNITS PER CUBE	WEIGHT PER CUBE	TOTAL SQ. FT. PER CUBE	COLORS STOCKED
Lexington® 10	29 lbs	6.34	0.16	72	9	11.36	648	2,965 lbs	102.24	Canyon Creek, Charcoal, Desert Sand, Earth, Flagstone, Granite
Lexington® 14	29 lbs	4.76	0.21	56	9	11.76	504	3,069 lbs	105.84	Canyon Creek, Charcoal, Earth, Flagstone, Granite
Lexington® 21	29 lbs	3.17	0.32	42	8	13.25	336	3,074 lbs	106	Canyon Creek, Charcoal, Desert Sand Earth, Flagstone, Granite

Lexington® Pavers are sold by the layer.

Note: Due to variations in printing, color selections should always be chosen from actual product samples.

Americana Collection pavers require a buffer between the plate compactor and the paver surface to prevent scuffing.

COLORS



Canyon Creek



Charcoal



Desert Sand



Earth



Flagstone



Granite



LEXINGTON CIRCLE®

PRODUCT SPECS

a) **Lexington Circle** – Circle center, small circle paver, large circle paver, Lexington 10's

b) **Lexington 10** – 4 1/8" x 5 1/2" x 2 3/8"

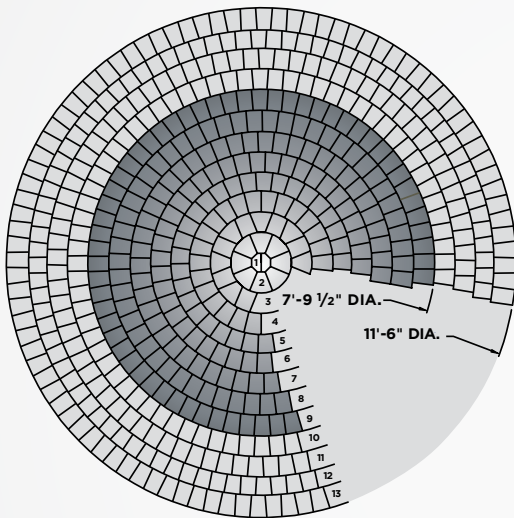
Must add layer of Lexington 10s to complete a 12' circle.



APPLICATIONS

Great for adding visual interest or defining a fire-pit or dining area.

INSTALLATION PATTERNS



PACKAGING INFO

PRODUCT	WEIGHT PER SQ. FT.	UNITS PER SQ. FT.	SQ. FT. PER UNIT	UNITS PER LAYER	LAYERS PER CUBE	SQ. FT. PER LAYER	UNITS PER CUBE	WEIGHT PER CUBE	TOTAL SQ. FT. PER CUBE	COLORS STOCKED
Lexington® Circle	29 lbs	NA	NA	76	8	12.98	608	3,011 lbs	103.84	Canyon Creek, Earth, Flagstone, Granite
Lexington® 10	29 lbs	6.34	0.16	72	9	11.36	648	2,965 lbs	102.24	Canyon Creek, Charcoal, Desert Sand, Earth, Flagstone, Granite

Note: Due to variations in printing, color selections should always be chosen from actual product samples.

Americana Collection pavers require a buffer between the plate compactor and the paver surface to prevent scuffing.

COLORS



Canyon Creek



Earth



Flagstone



Granite



PLYMOUTH®

PRODUCT SPECS

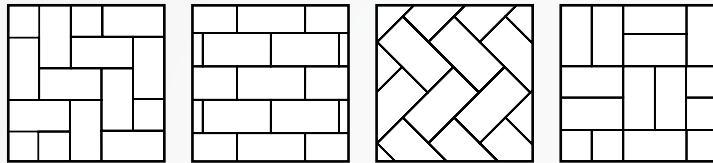
a) **Plymouth:** 4" x 8" x 2 3/8"

APPLICATIONS

Pedestrian traffic, residential driveways, patios, borders and swimming pool decks. Vehicular-Rated.



INSTALLATION PATTERNS



90° Herringbone Running Bond 45° Herringbone Basketweave

PACKAGING INFO

PRODUCT	WEIGHT PER SQ. FT.	UNITS PER SQ. FT.	SQ. FT. PER UNIT	UNITS PER LAYER	LAYERS PER CUBE	SQ. FT. PER LAYER	UNITS PER CUBE	WEIGHT PER CUBE	TOTAL SQ. FT. PER CUBE	COLORS STOCKED
Plymouth®	29 lbs	4.7	0.21	54	9	11.48	486	2,999 lbs	103.32	Canyon Creek, Charcoal, Desert Sand, Earth, Flagstone, Granite

Plymouth® Pavers are sold by the layer.

Note: Due to variations in printing, color selections should always be chosen from actual product samples.

Americana Collection pavers require a buffer between the plate compactor and the paver surface to prevent scuffing.

COLORS



Canyon Creek Charcoal Desert Sand Earth Flagstone Granite



MALIBU®


PRODUCT SPECS

- a) **Malibu Small Rectangle:** 4 3/4" x 9 3/8" x 2 3/8"
- b) **Malibu Square:** 9 3/8" x 9 3/8" x 2 3/8"
- c) **Malibu Large Rectangle:** 9 3/8" x 14 1/8" x 2 3/8"


APPLICATIONS

Pedestrian traffic, patios, borders and swimming pool decks.

INSTALLATION PATTERNS




Pattern A



Pattern B

Packaged
Together



PACKAGING INFO

PRODUCT	WEIGHT PER SQ. FT.	UNITS PER SQ. FT.	SQ. FT. PER UNIT	UNITS PER LAYER	LAYERS PER CUBE	SQ. FT. PER LAYER	UNITS PER CUBE	WEIGHT PER CUBE	TOTAL SQ. FT. PER CUBE	COLORS STOCKED
Malibu® Small Rectangle	29 lbs	3.23	0.31	13	8	4.03	104	Combined Weight 2,851 lbs	All Sizes Together 98.32	Canyon Creek, Earth, Flagstone, Granite
Malibu® Square	29 lbs	1.64	0.61	6	8	3.66	48			
Malibu® Large Rectangle	29 lbs	1.09	0.92	5	8	4.6	40			

Malibu® Pavers are sold by the layer.

Note: Due to variations in printing, color selections should always be chosen from actual product samples.

Americana Collection pavers require a buffer between the plate compactor and the paver surface to prevent scuffing.

COLORS



Canyon Creek



Earth



Flagstone



Granite



OZARK®

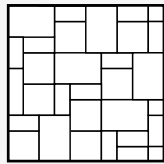
PRODUCT SPECS

- a) **Ozark Small Rectangle:** 7¹/₈" × 14¹/₈" × 2³/₈"
- b) **Ozark Square:** 14¹/₈" × 14¹/₈" × 2³/₈"
- c) **Ozark Large Rectangle:** 14¹/₈" × 21¹/₄" × 2³/₈"

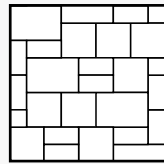
APPLICATIONS

Pedestrian traffic, patios, borders and swimming pool decks.


INSTALLATION PATTERNS



Pattern A



Pattern B



PACKAGING INFO

PRODUCT	WEIGHT PER SQ. FT.	UNITS PER SQ. FT.	SQ. FT. PER UNIT	UNITS PER LAYER	LAYERS PER CUBE	SQ. FT. PER LAYER	UNITS PER CUBE	WEIGHT PER CUBE	TOTAL SQ. FT. PER CUBE	COLORS STOCKED	
Ozark® Small Rectangle	29 lbs	1.43	0.70	3	10	21	30	3,024 lbs	104.3	Canyon Creek, Earth, Flagstone, Granite	
Ozark® Square	29 lbs	0.72	1.39	3	10	4.17	30				
Ozark® Large Rectangle	29 lbs	0.48	2.08	2	10	4.16	20				
								Combined Weight	All Sizes Together		

Ozark® Pavers are sold by the layer.

Note: Due to variations in printing, color selections should always be chosen from actual product samples.

Americana Collection pavers require a buffer between the plate compactor and the paver surface to prevent scuffing.

COLORS



Canyon Creek



Earth



Flagstone



Granite



MANHATTAN®


PRODUCT SPECS

- a) **Manhattan Small Rectangle:** 7 1/8" x 14 1/8" x 2 3/8"
- a) **Manhattan Square:** 14 1/8" x 14 1/8" x 2 3/8"
- a) **Manhattan Large Rectangle:** 14 1/8" x 21 1/4" x 2 3/8"

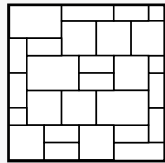
APPLICATIONS

Pedestrian traffic, patios, borders and swimming pool decks.

INSTALLATION PATTERNS




Pattern A



Pattern B

Packaged
Together



PACKAGING INFO

PRODUCT	WEIGHT PER SQ. FT.	UNITS PER SQ. FT.	SQ. FT. PER UNIT	UNITS PER LAYER	LAYERS PER CUBE	SQ. FT. PER LAYER	UNITS PER CUBE	WEIGHT PER CUBE	TOTAL SQ. FT. PER CUBE	COLORS STOCKED		
Manhattan® Small Rectangle	29 lbs	1.43	0.7	3	10	21	30	3,024 lbs Combined Weight	104.3 All Sizes Together.	Canyon Creek, Earth, Flagstone, Granite		
Manhattan® Square	29 lbs	0.72	1.39	3	10	4.17	30			3,024 lbs	104.3	Canyon Creek, Earth, Flagstone, Granite
Manhattan® Large Rectangle	29 lbs	0.48	2.08	2	10	4.16	20			3,024 lbs	104.3	Canyon Creek, Earth, Flagstone, Granite

Manhattan® Pavers are sold by the layer.

Note: Due to variations in printing, color selections should always be chosen from actual product samples.

Americana Collection pavers require a buffer between the plate compactor and the paver surface to prevent scuffing.

COLORS



Canyon Creek



Earth



Flagstone



Granite



NEWPORT®


PRODUCT SPECS

- a) **Newport Small Rectangle:** 11 3/4" x 17 3/4" x 2 3/8"
- b) **Newport Square:** 11 3/4" x 11 3/4" x 2 3/8"
- c) **Newport Large Rectangle:** 11 3/4" x 23 5/8" x 2 3/8"

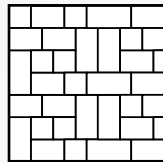
APPLICATIONS

Pedestrian traffic, patios, borders and swimming pool decks.

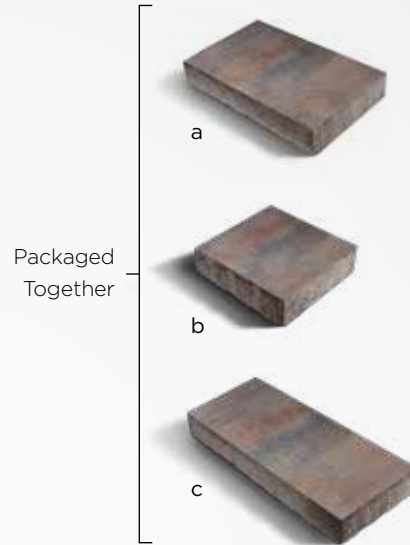
INSTALLATION PATTERNS



Pattern A



Pattern B



PACKAGING INFO

PRODUCT	WEIGHT PER SQ. FT.	UNITS PER SQ. FT.	SQ. FT. PER UNIT	UNITS PER LAYER	LAYERS PER CUBE	SQ. FT. PER LAYER	UNITS PER CUBE	WEIGHT PER CUBE	TOTAL SQ. FT. PER CUBE	COLORS STOCKED
Newport® Small Rectangle	29 lbs	0.69	1.45	2	9	2.9	18	3,020 lbs Combined Weight	104.13 All Sizes Together	Canyon Creek, Earth, Flagstone, Granite
Newport® Square	29 lbs	1.04	0.96	3	9	2.88	27			
Newport® Large Rectangle	29 lbs	0.52	1.93	3	9	5.79	27			

Newport® Pavers are sold by the layer.

Note: Due to variations in printing, color selections should always be chosen from actual product samples.

Americana Collection pavers require a buffer between the plate compactor and the paver surface to prevent scuffing.

COLORS



Canyon Creek



Earth



Flagstone



Granite



JAMESTOWN®

PRODUCT SPECS

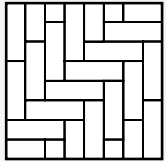
a) **Jamestown:** 2 5/8" x 7 7/8" x 2 3/8"

APPLICATIONS


Perfect for lining sidewalks, outlying entertaining spaces, or creating decorative inlays.




INSTALLATION PATTERNS



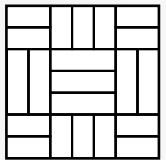
90° Herringbone



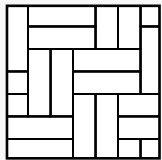
Running Bond



45° Herringbone



Pattern A



Pattern B

PACKAGING INFO

PRODUCT	WEIGHT PER SQ. FT.	UNITS PER SQ. FT.	SQ. FT. PER UNIT	UNITS PER LAYER	LAYERS PER CUBE	SQ. FT. PER LAYER	UNITS PER CUBE	WEIGHT PER CUBE	TOTAL SQ. FT. PER CUBE	COLORS STOCKED
Jamestown®	29 lbs	7.14	0.14	78	5	10.92	390	1,583 lbs	54.60	Charcoal

Jamestown® Pavers are sold by the layer.

Note: Due to variations in printing, color selections should always be chosen from actual product samples.

Americana Collection pavers require a buffer between the plate compactor and the paver surface to prevent scuffing.

COLORS



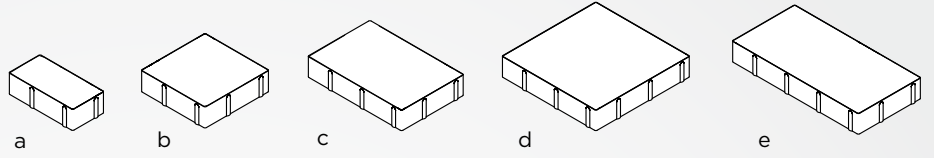
Charcoal



TRANQUILITY®

PRODUCT SPECS

- a) **Tranquility® A** - 9¹/₄" x 4⁵/₈" x 2³/₄"
- b) **Tranquility® B** - 9¹/₄" x 9¹/₄" x 2³/₄"
- c) **Tranquility® C** - 14" x 9³/₄" x 2³/₄"
- d) **Tranquility® D** - 14" x 14" x 2³/₄"
- e) **Tranquility® E** - 18¹/₄" x 9³/₄" x 2³/₄"



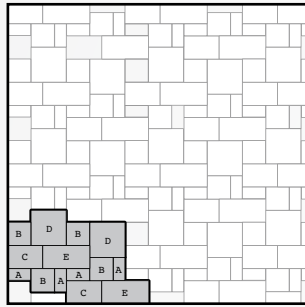
All Tranquility® pavers are sold by layer or cube, not by piece.

APPLICATIONS

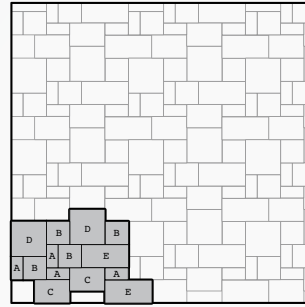
Pedestrian traffic, patios, borders, and swimming pool decks.

Packaged Together

PATTERNS:

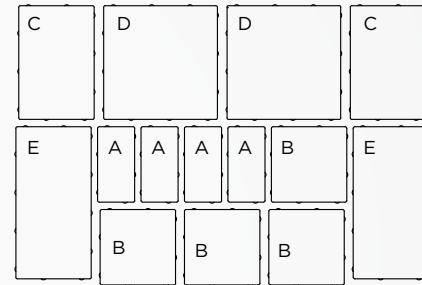


Pattern 1



Pattern 2

LAYER CONFIGURATION:




PACKAGING INFO

PRODUCT	SQ. FT. PER LAYER	LAYERS PER CUBE	WEIGHT PER CUBE	TOTAL SQ. FT. PER CUBE	COLORS STOCKED
Tranquility® A	10.77	8	2,910 lbs	86.16	Calm, Haven, Oasis, Serenity, Timeless
Tranquility® B	10.77	8	2,910 lbs	86.16	Calm, Haven, Oasis, Serenity, Timeless
Tranquility® C	10.77	8	2,910 lbs	86.16	Calm, Haven, Oasis, Serenity, Timeless
Tranquility® D	10.77	8	2,910 lbs	86.16	Calm, Haven, Oasis, Serenity, Timeless
Tranquility® E	10.77	8	2,910 lbs	86.16	Calm, Haven, Oasis, Serenity, Timeless

Note: Due to variations in printing, color selections should always be chosen from actual product samples. Textured paver and patio stone surfaces require a buffer between the plate compactor and the paver surface to prevent scuffing.

COLORS



Calm

Haven

Oasis

Serenity

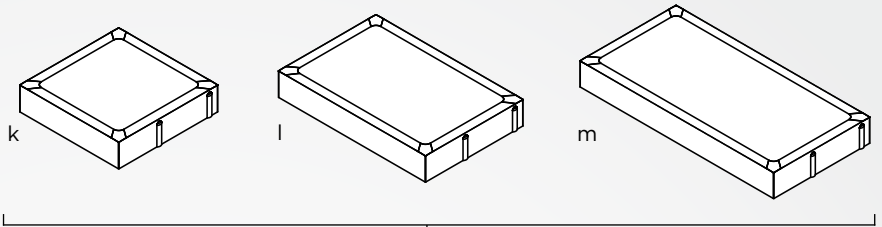
Timeless



GRAND MILESTONE™

PRODUCT SPECS

- k) **Grand Milestone™ K** - 11⁵/₈" x 11⁵/₈" x 2³/₄"
 - l) **Grand Milestone™ L** - 11⁵/₈" x 17¹/₂" x 2³/₄"
 - m) **Grand Milestone™ M** - 11⁵/₈" x 23¹/₂" x 2³/₄"
- All Grand Milestone™ pavers are sold by layer or cube, not by piece.

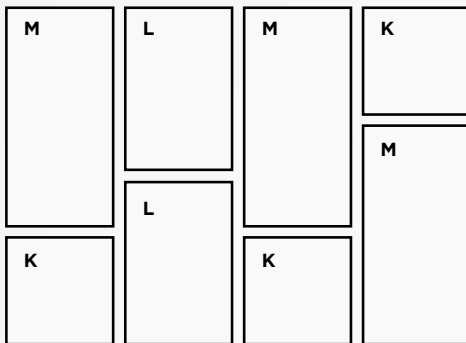


Packaged Together

APPLICATIONS

Pedestrian traffic, patios, borders, and swimming pool decks.

LAYER CONFIGURATION:



Running Bond Pattern

PACKAGING INFO

PRODUCT	SQ. FT. PER LAYER	LAYERS PER CUBE	WEIGHT PER CUBE	TOTAL SQ. FT. PER CUBE	COLORS STOCKED
Grand Milestone-K	11.36	8	3070	90.88	Calm, Haven, Oasis, Serenity, Timeless
Grand Milestone-L	11.36	8	3070	90.88	Calm, Haven, Oasis, Serenity, Timeless
Grand Milestone-M	11.36	8	3070	90.88	Calm, Haven, Oasis, Serenity, Timeless

Note: Due to variations in printing, color selections should always be chosen from actual product samples. Textured paver and patio stone surfaces require a buffer between the plate compactor and the paver surface to prevent scuffing.

COLORS



Calm

Haven

Oasis

Serenity

Timeless

PAVERS

OBERFIELDS

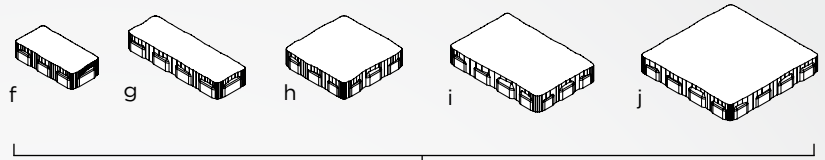


GRAND LIFESTYLE®

PRODUCT SPECS

- f) **Grand Lifestyle® F** – 5¹⁵/₁₆" x 11¹⁵/₁₆" x 2³/₄"
- g) **Grand Lifestyle® G** – 5¹⁵/₁₆" x 17¹⁵/₁₆" x 2³/₄"
- h) **Grand Lifestyle® H** – 11¹⁵/₁₆" x 11¹⁵/₁₆" x 2³/₄"
- i) **Grand Lifestyle® I** – 11¹⁵/₁₆" x 17¹⁵/₁₆" x 2³/₄"
- j) **Grand Lifestyle® J** – 17¹⁵/₁₆" x 17¹⁵/₁₆" x 2³/₄"

All Grand Lifestyle® pavers are sold by layer or cube, not by piece.

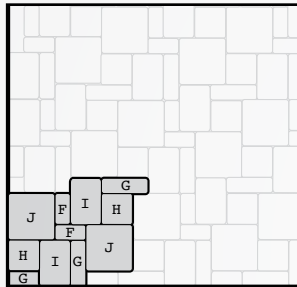


Packaged Together

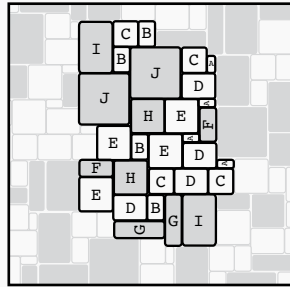
APPLICATIONS

Pedestrian traffic, patios, borders, and swimming pool decks.

PATTERNS

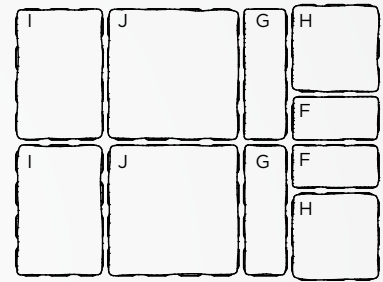


Pattern 1



Pattern 2
Combination Lifestyle & Grand Lifestyle

LAYER CONFIGURATION:



PACKAGING INFO

PRODUCT	SQ. FT. PER LAYER	LAYERS PER CUBE	WEIGHT PER CUBE	TOTAL SQ. FT. PER CUBE	COLORS STOCKED
Lifestyle-F	12.33	8	3330	98.64	Haven, Oasis, Serenity, Timeless
Lifestyle-G	12.33	8	3330	98.64	Haven, Oasis, Serenity, Timeless
Lifestyle-H	12.33	8	3330	98.64	Haven, Oasis, Serenity, Timeless
Lifestyle-I	12.33	8	3330	98.64	Haven, Oasis, Serenity, Timeless
Lifestyle-J	12.33	8	3330	98.64	Haven, Oasis, Serenity, Timeless

Note: Due to variations in printing, color selections should always be chosen from actual product samples. Textured paver and patio stone surfaces require a buffer between the plate compactor and the paver surface to prevent scuffing.

COLORS



Haven



Oasis



Serenity



Timeless

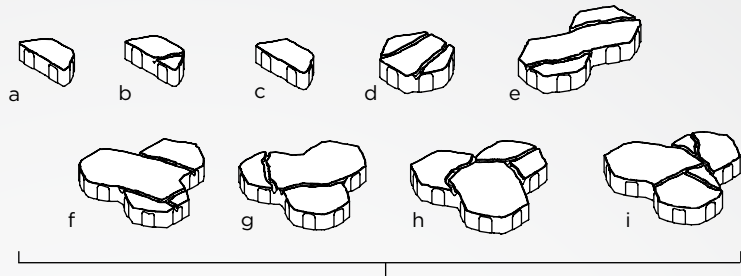


DESTINATION®

PAVERS

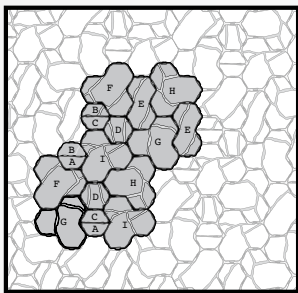
PRODUCT SPECS

- a) **Destination® A** - 3 1/8" H (D & L Vary)
- b) **Destination® B** - 3 1/8" H (D & L Vary)
- c) **Destination® C** - 3 1/8" H (D & L Vary)
- d) **Destination® D** - 3 1/8" H (D & L Vary)
- e) **Destination® E** - 3 1/8" H (D & L Vary)
- f) **Destination® F** - 3 1/8" H (D & L Vary)
- g) **Destination® G** - 3 1/8" H (D & L Vary)
- h) **Destination® H** - 3 1/8" H (D & L Vary)
- i) **Destination® I** - 3 1/8" H (D & L Vary)

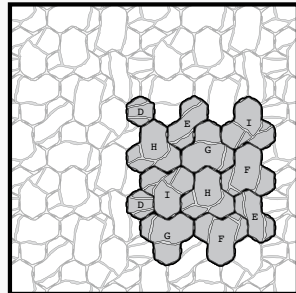


Packaged Together

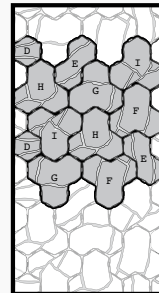
PATTERNS



Pattern 1

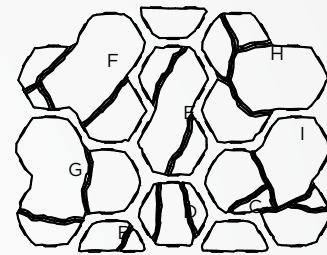


Pattern 2



Sidewalk Pattern

LAYER CONFIGURATION:



PACKAGING INFO

PRODUCT	SQ. FT. PER LAYER	LAYERS PER CUBE	WEIGHT PER CUBE	TOTAL SQ. FT. PER CUBE	COLORS STOCKED
Destination® A	11.11	8	3000	88.88	Haven, Oasis, Serenity, Timeless
Destination® B	11.11	8	3000	88.88	Haven, Oasis, Serenity, Timeless
Destination® C	11.11	8	3000	88.88	Haven, Oasis, Serenity, Timeless
Destination® D	11.11	8	3000	88.88	Haven, Oasis, Serenity, Timeless
Destination® E	11.11	8	3000	88.88	Haven, Oasis, Serenity, Timeless
Destination® F	11.11	8	3000	88.88	Haven, Oasis, Serenity, Timeless
Destination® G	11.11	8	3000	88.88	Haven, Oasis, Serenity, Timeless
Destination® H	11.11	8	3000	88.88	Haven, Oasis, Serenity, Timeless
Destination® I	11.11	8	3000	88.88	Haven, Oasis, Serenity, Timeless

Note: Due to variations in printing, color selections should always be chosen from actual product samples. Textured paver and patio stone surfaces require a buffer between the plate compactor and the paver surface to prevent scuffing.

COLORS



Haven

Oasis

Serenity

Timeless

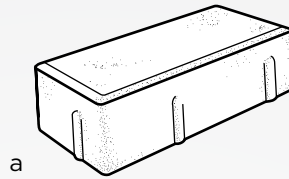
OBERFIELDS



ELEMENTS™

PRODUCT SPECS


- a) **Elements™** – 4" x 8" x 2³/₄"
Stocked in Smooth texture.
Other textures available as special order are:
Rough, Hammered, Tumbled



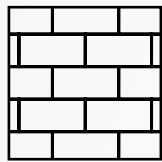
APPLICATIONS

Pedestrian or light vehicular traffic, residential driveways, commercial applications, patios, borders and swimming pool decks.

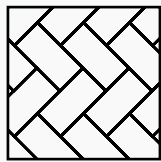
PATTERNS



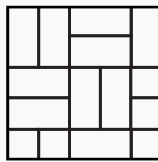
90° Herringbone



Running Bond




45° Herringbone



Basketweave

Note: Pavers can be installed on their own as machine-layable pavers.

LAYER CONFIGURATION:



Note: 4 x 4 fillers (see black squares in illustration) are used to keep the integrity of a layer when placed by a machine. They are no charge and not sold separately. If 4 x 4 fillers are used in a pattern and more are needed, installers can cut 4 x 8 pavers in half and install where needed.

PACKAGING INFO

PRODUCT	SQ. FT. PER LAYER	LAYERS PER CUBE	WEIGHT PER CUBE	TOTAL SQ. FT. PER CUBE	COLORS STOCKED
Elements™	11	8	2996	88	Smooth Textures: Homecoming, Reflection, Vision

Note: Due to variations in printing, color selections should always be chosen from actual product samples. Textured paver and patio stone surfaces require a buffer between the plate compactor and the paver surface to prevent scuffing.

COLORS Shown in smooth texture



Homecoming Smooth



Reflection Smooth




Vision Smooth



BULLNOSE

PRODUCT SPECS

- a) **Single Bullnose** - 6" x 12" x 2³/₈"
- b) **Vintage Single Bullnose** - 6" x 12" x 2³/₈"
- c) **Double Bullnose** - 6" x 12" x 2³/₄"
- d) **Vintage Double Bullnose** - 6" x 12" x 2³/₄"



APPLICATIONS

Steps, wall caps and coping applications.

PACKAGING INFO

PRODUCT	WEIGHT PER SQ. FT.	UNITS PER SQ. FT.	UNITS PER BAND	UNITS PER CUBE	WEIGHT PER CUBE	SQ. FT. PER UNIT	SQ. FT. PER BAND	TOTAL SQ. FT. PER CUBE	COLORS STOCKED
Single Bullnose Paver	30.0	2.00	N/A	192	2880	0.50	N/A	96	Canyon Creek, Charcoal, Dark Chocolate, Desert Sand, Earth, Flagstone
Vintage Single Bullnose Paver	30.0	2.00	N/A	192	2880	0.50	N/A	96	Canyon Creek, Charcoal, Dark Chocolate, Desert Sand, Earth, Flagstone
Double Bullnose Paver	30.0	2.00	N/A	192	2880	0.50	N/A	96	Canyon Creek, Charcoal, Dark Chocolate, Desert Sand, Earth, Flagstone
Vintage Double Bullnose Paver	30.0	2.00	N/A	192	2880	0.50	N/A	96	Canyon Creek, Charcoal, Dark Chocolate, Desert Sand, Earth, Flagstone

Note: Due to variations in printing, color selections should always be chosen from actual product samples. Textured paver and patio stone surfaces require a buffer between the plate compactor and the paver surface to prevent scuffing.

COLORS



Canyon Creek Blend

Charcoal

Dark Chocolate

Desert Sand Blend

Earth Blend

Flagstone Blend



ROSETTA® GRAND FLAGSTONE*

PRODUCT SPECS

Rosetta® Grand Flagstone*

Dimensions – All Grand Flagstone is 1¾" thick

All Grand Flagstone sold by layer or cube, not by piece.

Note: Outside dimensions of each layer are identical to all other layers, allowing any layer to be used anywhere in the pattern.

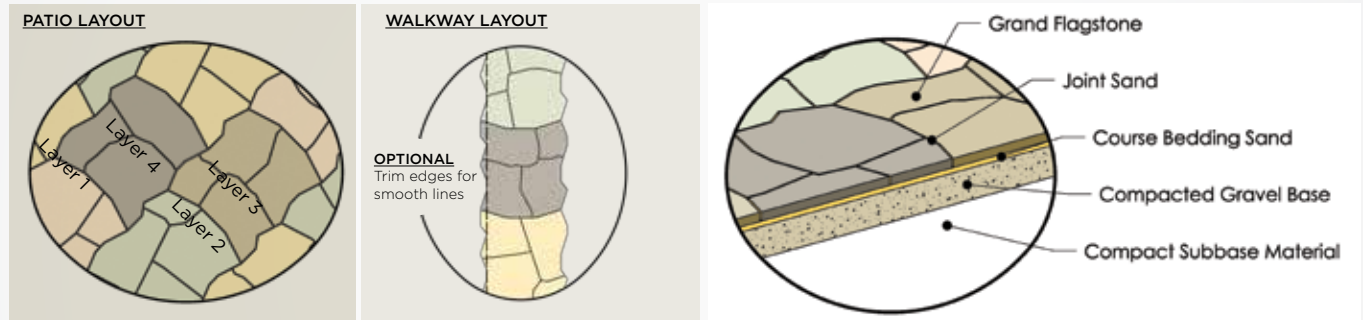
Each pallet contains 2 each of the following layers:



APPLICATIONS

Pedestrian traffic, patios, borders and swimming pool decks.

INSTALLATION PATTERNS



PACKAGING INFO

PRODUCT	WEIGHT PER SQ. FT.	UNITS PER SQ. FT.	LAYERS PER CUBE	UNITS PER CUBE	WEIGHT PER CUBE	SQ. FT. PER UNIT	SQ. FT. PER LAYER	TOTAL SQ. FT. PER CUBE	COLORS STOCKED
Grand Flagstone	20.5	N/A	8	32	2160	N/A	11	88	Cuyahoga, Scioto

Note: Due to variations in printing, color selections should always be chosen from actual product samples. Textured paver and patio stone surfaces require a buffer between the plate compactor and the paver surface to prevent scuffing.

*Not available in MI.

COLORS



Cuyahoga Blend


Scioto Blend



ROSETTA® DIMENSIONAL FLAGSTONE*

PRODUCT SPECS

- a) Rosetta® Dimensional Flagstone* - 6" x 12" x 2"
 - b) Rosetta® Dimensional Flagstone* - 12" x 12" x 2"
 - c) Rosetta® Dimensional Flagstone* - 12" x 18" x 2"
 - d) Rosetta® Dimensional Flagstone* - 18" x 18" x 2"
 - e) Rosetta® Dimensional Flagstone* - 18" x 24" x 2"
 - f) Rosetta® Dimensional Flagstone* - 24" x 24" x 2"
- All Dimensional Flagstone sold by layer, not by piece.

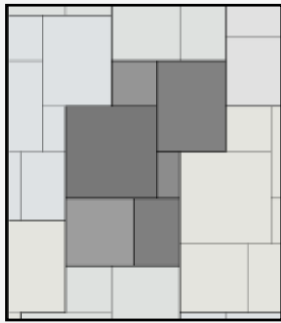


PAVERS

APPLICATIONS

Pedestrian traffic, patios, borders and swimming pool decks.

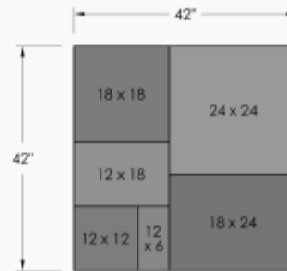
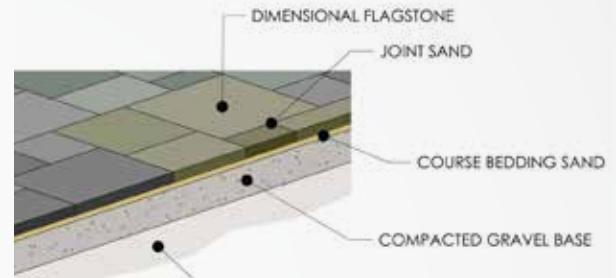
INSTALLATION PATTERNS



Patio Layout



Walkway Layout



One Layer = 1 Pattern

PACKAGING INFO

PRODUCT	WEIGHT PER SQ. FT.	UNITS PER SQ. FT.	LAYERS PER CUBE	UNITS PER CUBE	WEIGHT PER CUBE	SQ. FT. PER UNIT	SQ. FT. PER BAND	TOTAL SQ. FT. PER CUBE	COLORS STOCKED
Dimensional Flagstone	24.0	N/A	8	48	2350	N/A	12.25	98	Cuyahoga, Scioto

Note: Due to variations in printing, color selections should always be chosen from actual product samples. Textured paver and patio stone surfaces require a buffer between the plate compactor and the paver surface to prevent scuffing.
 * Not available in MI.

COLORS



Cuyahoga Blend



Scioto Blend



NATURAL STONE

PRODUCT SPECS


- a) **Natural Stone** - 11.81" x 23.62" x 1"
- b) **Natural Stone** - 17.72" x 23.62" x 1"
- c) **Natural Stone** - 23.62" x 23.62" x 1"
- d) **Natural Stone** - 23.62" x 35.43" x 1"
- e) **Natural Stone Limestone** - 11.81" x 23.62" x 1"




APPLICATIONS

Pedestrian traffic, patios, borders and swimming pool decks.


INSTALLATION PATTERN



Running Bond
 11.81" x 23.62",
 17.72" x 23.62", or
 23.62" x 35.43"



4 Piece Random
 25% 11.81" x 23.62"
 30% 17.72" x 23.62"
 25% 23.62" x 35.43"
 20% 23.62" x 23.62"



Jumbo Muster K
 28% Large Sq.
 72% Jumbo Rec.

SPECIAL ORDER ONLY

POOL COPING

Standard Length: 24", 48", 60" and 72"
 Standard Width: 12" and 16"
 Standard Thickness: 2"
 Finishes: Top Natural, Bottom Calibrated, Edges Bullnosed and Sawn, Edges Rock Faced on Front and Sawn

WALL COPING

Standard Length: 24", 48", 60" and 72"
 Standard Width: 12", 14" and 16"
 Standard Thickness: 2"
 Finishes: Top Natural, Bottom Calibrated, Edges Bullnosed and Sawn, Edges Rock Faced on Front and Sawn

STEPS

Standard Length: 48", 60", 72", 84" and 96"
 Standard Width: 16"
 Standard Thickness: 6" and 7"
 Finishes: Top Natural, Bottom Calibrated, Edges Bullnosed and Sawn, Edges Rock Faced on Front and Sawn
 Curbs, Step Fillers, Pier Caps and Circles also available.

PACKAGING INFO

PRODUCT	WEIGHT PER SQ. FT.	UNITS PER SQ. FT.	UNITS PER BAND	UNITS PER CUBE	WEIGHT PER CUBE	SQ. FT. PER UNIT	SQ. FT. PER BAND	TOTAL SQ. FT. PER CUBE	COLORS STOCKED
Natural Stone 11.81" x 23.62"	13.2	N/A	N/A	80	2000	N/A	N/A	160	Bronte, Flint, Fossil, Slate Grey, Venetian Crema, Venetian Grey, Venetian Mist
Natural Stone 17.72" x 23.62"	13.2	N/A	N/A	80	2800	N/A	N/A	240	Bronte, Flint, Fossil, Slate Grey, Venetian Crema, Venetian Grey, Venetian Mist
Natural Stone 23.62" x 23.62"	13.2	N/A	N/A	40	2000	N/A	N/A	160	Bronte, Flint, Fossil, Slate Grey, Venetian Crema, Venetian Grey, Venetian Mist
Natural Stone 23.62" x 35.43"	13.2	N/A	N/A	40	2800	N/A	N/A	240	Bronte, Flint, Fossil, Slate Grey, Venetian Crema, Venetian Grey, Venetian Mist
Natural Stone Limestone 11.81" x 23.62"	16.5	N/A	N/A	74	2100	N/A	N/A	148	Kota Black, Silver Grey

Note: Due to variations in printing, color selections should always be chosen from actual product samples. Do not use a plate compactor on Natural Stone. Install Natural Stone over a 411 base.

NATURAL STONE COLORS



Bronte Flint Fossil Slate Grey Venetian Crema Venetian Grey Venetian Mist

LIMESTONE COLORS



Kota Black Silver Grey



TRAVERTINE

PRODUCT SPECS

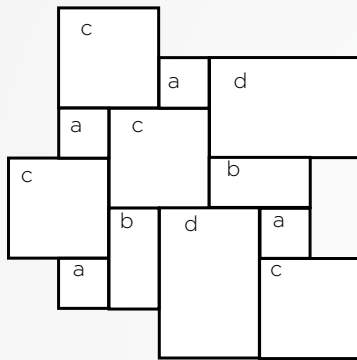
- a) **Travertine Small Square** - 8" x 8" x 1/4"
- b) **Travertine Small Rectangle** - 8" x 16" x 1/4"
- c) **Travertine Large Square** - 16" x 16" x 1/4"
- d) **Travertine Large Rectangle** - 16" x 24" x 1/4"
- e) **Travertine Bullnose** - 12" x 24" x 1/4"

Bullnose units are special order

APPLICATIONS

Pedestrian traffic, patios, borders and swimming pool decks.

INSTALLATION PATTERNS




French Pattern

Each Layer: 8 sq. ft. =

- 2 pcs: 8" x 8"
- 1 pc: 8" x 16"
- 2 pcs: 16" x 16"
- 2 pcs: 16" x 24"

Sold by crate and layer in french pattern.



PAVERS

PACKAGING INFO

PRODUCT	WEIGHT PER SQ. FT.	UNITS PER SQ. FT.	UNITS PER BAND	UNITS PER CUBE	WEIGHT PER CUBE	SQ. FT. PER UNIT	SQ. FT. PER BAND	TOTAL SQ. FT. PER CUBE	COLORS STOCKED
Travertine	15.0	N/A	N/A	N/A	2640	N/A	N/A	176	Blue Marble, Classic Ivory, Greige, Noche, Tuscany, Walnut

Note: Due to variations in printing, color selections should always be chosen from actual product samples. Do not use a plate compactor on Travertine.

COLORS



Blue Marble

Classic Ivory

Greige

Noche

Tuscany

Walnut

OBERFIELDS



TRAVERTINE ACCESSORIES

PRODUCT SPECS

- a) **Travertine Mini Slabs** – 38" x 48" x 2"
- b) **Travertine Coping** – 16" x 72" x 2"
- c) **Travertine Bullnose Column Cap** – 24" x 24" x 2"




PACKAGING INFO

PRODUCT	UNITS PER CUBE	WEIGHT PER CUBE	NON-STOCK COLORS AVAILABLE
Travertine Mini Slabs 36" x 48" x 2"	10	3100	Classic Ivory, Noche, Tuscany, Walnut
Bullnose Travertine Coping 12" x 24" x 2"	66	2100	Blue Marble, Classic Ivory, Greige, Noche, Silver, Tuscany, Walnut
Bullnose Travertine Coping 16" x 48" x 2"	66	2100	Blue Marble, Classic Ivory, Noche, Silver, Tuscany, Walnut
Travertine Coping 16" x 24" x 1.25"	66	2100	Blue Marble, Classic Ivory, Greige, Noche, Silver, Tuscany, Walnut
Travertine Coping 12" x 24" x 2"	40	2100	Blue Marble, Classic Ivory, Greige, Noche, Silver, Tuscany, Walnut
Travertine Coping 12" x 48" x 2"	40	4100	Classic Ivory, Noche, Silver, Tuscany, Walnut
Travertine Coping 12" x 72" x 2"	20	3100	Classic Ivory, Noche, Silver, Tuscany, Walnut
Travertine Coping 16" x 24" x 2"	40	2800	Blue Marble, Classic Ivory, Greige, Noche, Silver, Tuscany, Walnut
Travertine Coping 16" x 48" x 2"	20	2800	Classic Ivory, Noche, Silver, Tuscany, Walnut
Travertine Coping 16" x 72" x 2"	20	4100	Classic Ivory, Noche, Silver, Tuscany, Walnut
Travertine Bullnose Column Cap 24" x 24" x 2"	20	2100	Classic Ivory, Noche, Silver, Tuscany, Walnut
Travertine Remodeling Coping 12" x 12" x 1.25"	80	1500	Classic Ivory, Noche, Silver, Tuscany, Walnut
Travertine Split Face Veneer Wall Stone 4" Tall with Random Lengths	270 sq. ft. per crate	3200	Classic Ivory, Noche, Silver, Tuscany, Walnut
Travertine Split Face Veneer Corners			Classic Ivory, Noche, Silver, Tuscany, Walnut

Note: Due to variations in printing, color selections should always be chosen from actual product samples. Do not use a plate compactor on Travertine.

NON-STOCK COLORS AVAILABLE



Blue Marble Classic Ivory Greige Noche Silver Tuscany Walnut



PORCELAIN

PRODUCT SPECS

a) **Porcelain** - 24" x 24"

Porcelain pavers are also available in 18" x 36" and 12" x 48" (special order only).
 Porcelain pavers are 20mm thick

APPLICATIONS

Walkways, Driveways, Courtyards, Garages, Porches, Terraces and Balconies,
 Access ramps, Verandas, Swimming Pools.



a

PACKAGING INFO

PRODUCT	UNITS PER BOX	UNITS PER CUBE	BOXES PER CUBE	SQ. FT. PER UNIT	SQ. FT. PER BOX	TOTAL SQ. FT. PER CUBE	WEIGHT PER BOX	WEIGHT PER PALLET	COLORS STOCKED
Porcelain 24" x 24"	2	60	30	3.875	7.75	233	73.20	2196	Bluestone, Limestone, Slate, Concrete, Quartz, Wood
Porcelain 18" x 36"	2	54	27	4.36	8.72	235	82.31	2223	Non-Stock
Porcelain 12" x 48"	2	32	16	3.875	7.75	124	73.16	1171	Non-Stock

Note: Due to variations in printing, color selections should always be chosen from actual product samples.
 Do not use a plate compactor on porcelain pavers.
 Install over a 411 and 89 base.

BLUESTONE LOOK



Blue Select



Full Color



V4

CONCRETE LOOK



Warm Sand




Simply Grey



V1

LIMESTONE LOOK



Limestone



V2

QUARTZ LOOK



Barge Gold



Silver Quartz



V3

SLATE LOOK



Multicolor Gold




Vintage Slab




V2

WOOD LOOK



Natural Design Walnut



Natural Design Pepper



V3

ROSETTA® SUPERIOR STEPPERS*



PRODUCT SPECS



a) **Rosetta® Superior Stepper*** – 21" x 27"

All Superior Steppers are 2" thick

Eight different shapes on a cube.

All Superior Steppers are sold by the piece.



PACKAGING INFO

PRODUCT	WEIGHT PER SQ. FT.	UNITS PER SQ. FT.	UNITS PER BAND	UNITS PER CUBE	WEIGHT PER CUBE	SQ. FT. PER UNIT	SQ. FT. PER BAND	TOTAL SQ. FT. PER CUBE	COLORS STOCKED
Rosetta® Superior Steppers	N/A	N/A	N/A	24	1950	N/A	N/A	N/A	Cuyahoga, Scioto

Note: Due to variations in printing, color selections should always be chosen from actual product samples. Do not use a plate compactor on Rosetta® Superior Steppers.

* Not available in MI.

COLORS



Cuyahoga Blend



Scioto Blend



ADA PAVERS

PRODUCT SPECS

a) **ADA Pavers** - 11⁷/₁₆" x 11⁷/₁₆" x 2³/₈"

Non-stock, special order product.

APPLICATIONS

Sidewalk or curb applications where a detectable warning surface is desired.

Our ADA Detectable Warning Pavers are manufactured in accordance to Section 705 Detectable Warnings of the Department of Justice's 2010 "ADA Standards for Accessible Design."

According to ADA guidelines:

A detectable warning is a standardized surface feature, built in or applied to, walking surfaces or other elements to warn of hazards on a circulation path.

The color of the detectable warning surface shall contrast visually with adjacent walking surfaces, either light on dark, or dark on light.

ADA Paver Characteristics

- Meets ADA requirements for slip resistance
- Meets ASTM C936 and ACI 530 specifications
- Truncated dome pattern is produced in parallel alignment
- Paver surface can be sandblasted for an alternative surface texture
- Size decreases installation time
- Little or no maintenance required
- Cleaning and sealing information available upon request

Note: Due to variations in printing, color selections should always be chosen from actual product samples. Textured paver and patio stone surfaces require a buffer between the plate compactor and the paver surface to prevent scuffing.

SPECIAL ORDER COLORS



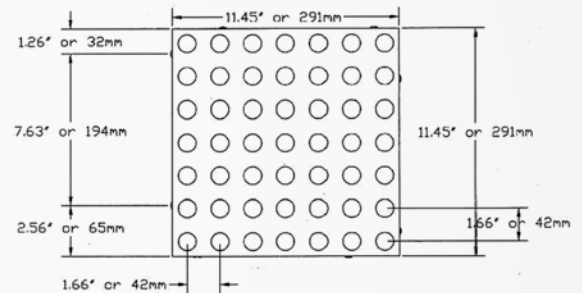
Charcoal



Red



a






WALK BLOCKS

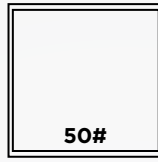
DENSE CONCRETE WALK BLOCKS



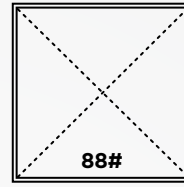
12" x 12"
99 per Pallet




12" x 24"
48 per Pallet



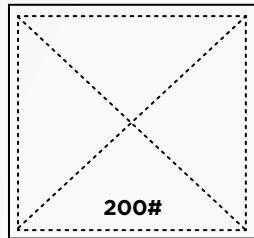
18" x 18"
48 per Pallet



24" x 24"
24 per Pallet



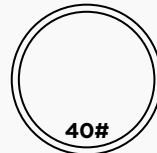
30" x 30"
12 per Pallet



36" x 36"
12 per Pallet



12" Round
99 per Pallet



18" Round
48 per Pallet



24" Round
24 per Pallet

AVAILABLE FINISHES

- Smooth As-Cast Surfaces: Natural, concrete color



AQUA-BRIC® TYPE 4 "L"

PRODUCT SPECS



a) **Aqua-BRIC® Type 4 "L"** – 9^{13/16}" x 9^{13/16}" x 3^{1/8}"
250mm x 250mm x 80mm

Snow removal equipment should have the proper spacing, bumper and rubber blade guards to protect the surface of the pavers.

PACKAGING INFO

PRODUCT	PIECES PER PALLET	LAYERS PER PALLET	WEIGHT PER PALLET	SQ. FT. PER PALLET	COLORS STOCKED
Aqua-BRIC® with Small Sq.	196	7	3374	87.64	Non-Stock

Note: Due to variations in printing, color selections should always be chosen from actual product samples. Textured pavers require a buffer between the plate compactor and paver surface to prevent scuffing.



RENEWABLE™

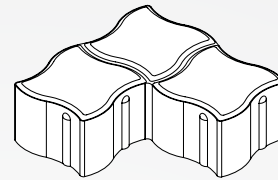
ECO PAVERS

PRODUCT SPECS

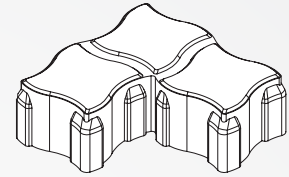
a) **Renewable™** - 8⁵/₈" x 8⁵/₈" x 3¹/₈"

APPLICATIONS

Sidewalks, Commercial Parking Lots, Patios, Residential Streets, Courtyards, Driveways and Heavy Vehicular Travel Areas

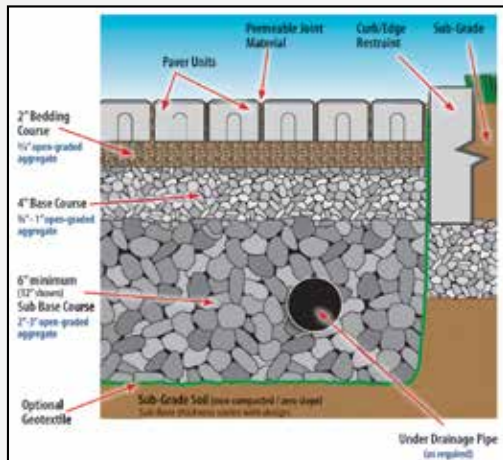


Sandset




Permeable

CROSS SECTION TYPICAL PERMEABLE PAVER SYSTEM



LAYER CONFIGURATION:



PACKAGING INFO

PRODUCT	SQ. FT. PER LAYER	LAYERS PER CUBE	WEIGHT PER CUBE	TOTAL SQ. FT. PER CUBE	COLORS STOCKED
Sandset & Permeable	10	8	2750	80	Non-Stock

Palletized to accommodate mechanical equipment for machine laid applications.

Note: Due to variations in printing, color selections should always be chosen from actual product samples. Textured pavers require a buffer between the plate compactor and paver surface to prevent scuffing.

SPECIAL ORDER SOLID COLORS



Dream



Homecoming




Reflection



Reunion



Traditions



Vision

SPECIAL ORDER BLENDED COLORS



Haven



Oasis



Serenity



Timeless

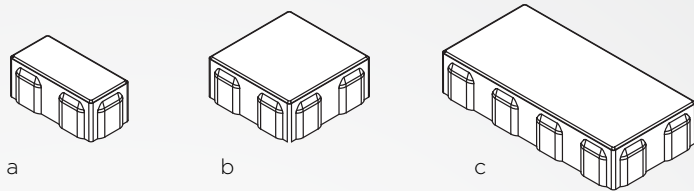
OBERFIELDS



H2O PRO®

PRODUCT SPECS


- a) **H2O Pro® A** – 4" x 8" x 3/8"
- b) **H2O Pro® B** – 8" x 8" x 3/8"
- c) **H2O Pro® C** – 8" x 16" x 3/8"



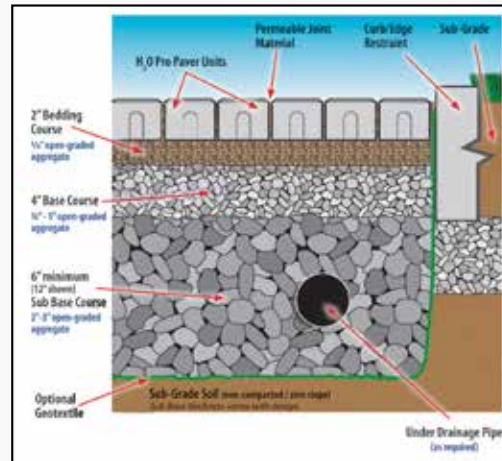
APPLICATIONS

Driveways, patios, residential streets, parking lots, sidewalks, office plazas, traffic calming features, tree planting areas, subdivision roads, outdoor seating areas, parking bays or lanes, redevelopment sites, public spaces and parks

LAYER CONFIGURATION: Pro-A 4" x 8"



CROSS SECTION TYPICAL PERMEABLE PAVER SYSTEM



PACKAGING INFO

PRODUCT	SQ. FT. PER LAYER	LAYERS PER CUBE	WEIGHT PER CUBE	SQ. FT. PER CUBE	COLORS STOCKED
H2O Pro® A	11	8	3395	88	Non-Stock
H2O Pro® B	13.2	8	4070	105.60	Non-Stock
H2O Pro® C	13.2	8	4120	105.60	Non-Stock

H2O Pro-A palletized to accommodate mechanical equipment for machine laid applications.


Note: Due to variations in printing, color selections should always be chosen from actual product samples. Textured pavers require a buffer between the plate compactor and paver surface to prevent scuffing.

SPECIAL ORDER H2O PRO BLENDED



Haven Oasis Serenity Timeless

SPECIAL ORDER H2O PRO SOLIDS



Reflection Vision

ECO PAVERS

OBERFIELDS

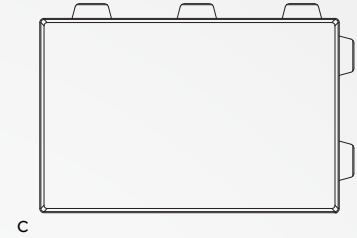
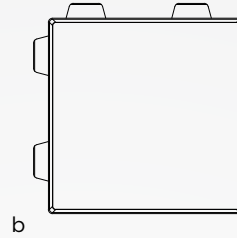
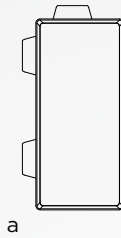


HARMONY®

ECO PAVERS

PRODUCT SPECS

- a) **Harmony® Paver** - 4" x 8" x 3 1/8"
- b) **Harmony® Paver** - 8" x 8" x 3 1/8"
- c) **Harmony® Paver** - 8" x 12" x 3 1/8"



PACKAGING INFO

PRODUCT	SQ. FT. PER LAYER	LAYERS PER CUBE	WEIGHT PER PALLET	SQ. FT. PER PALLET	COLORS STOCKED
Harmony® 4" x 8" x 3 1/8"	11.51	8	3370	92.08	Non-Stock
Harmony® 8" x 8" x 3 1/8"	11.51	8	3370	92.08	Non-Stock
Harmony® 8" x 12" x 3 1/8"	11.51	8	3370	92.08	Non-Stock

Note: Due to variations in printing, color selections should always be chosen from actual product samples. Textured pavers require a buffer between the plate compactor and paver surface to prevent scuffing.

SPECIAL ORDER SOLID COLORS



Dream



Homecoming



Reflection



Reunion



Traditions



Vision

SPECIAL ORDER BLENDED COLORS



Enduring



Paradise



Peace



Sanctuary

OBERFIELDS



ROSETTA® BELVEDERE*

PRODUCT SPECS

Rosetta® Belvedere*

Wall blocks come in different sizes to create a double sided wall

Rosetta® Belvedere also available in corners and copings.

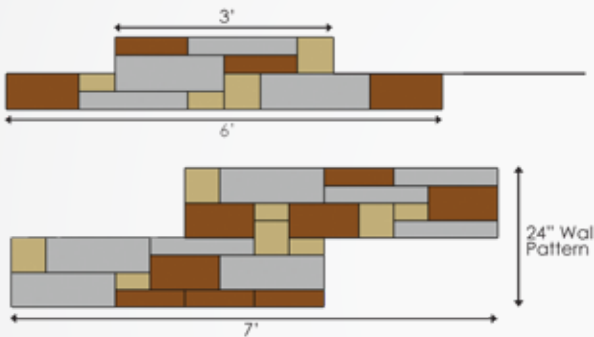
See Belvedere Firepit Kit, Page 45.



APPLICATIONS

Walls or freestanding columns proportionately scaled for residential applications.

INSTALLATION PATTERNS



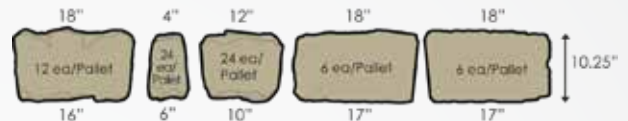
Wall Pallet



Corner Pallet



Coping Pallet



BLOCK DETAILS

STONE & BUNDLING		Unit Dimensions L"xW"xH"	Units/ Cube	Weight/ Stone lbs.
Wall Pallet	Block 1	6"x9"x3"	12	10±
	Block 2	12"x9"x3"	12	20±
	Block 3	18"x9"x3"	12	36±
	Block 4	6"x9"x6"	12	21±
	Block 5	12"x9"x6"	12	42±
	Block 6	18"x9"x6"	12	67±
Corner Pallet	Block 7	15"x9"x3"	16	30±
	Block 8	15"x9"x6"	16	58±
Coping Pallet	Block 9	6"x10.25"x2.25"	24	10±
	Block 10	12"x10.25"x2.25"	24	20±
	Block 11	18"x10.25"x2.25"	12	30±
	Block 12	18"x10.25"x2.25" (Left End)	6	30±
	Block 13	18"x10.25"x2.25" (Right End)	6	30±
Belvedere Column Cap		27"x27"x2.25"	10	150±

PACKAGING INFO

PRODUCT	WEIGHT PER SQ. FT.	UNITS PER SQ. FT.	UNITS PER BAND	UNITS PER CUBE	WEIGHT PER CUBE	SQ. FT. PER UNIT	SQ. FT. PER BAND	TOTAL SQ. FT. PER CUBE	COLORS STOCKED
Rosetta® Belvedere Walls	91.667	N/A	N/A	N/A	2475	N/A	N/A	27.00	Cuyahoga, Scioto
Rosetta® Belvedere Corners	63.33	N/A	N/A	N/A	1520	N/A	N/A	24.00	Cuyahoga, Scioto
Rosetta® Belvedere Coping	N/A	N/A	N/A	N/A	1550	N/A	N/A	66.00/LNFT	Cuyahoga, Scioto

Note: Due to variations in printing, color selections should always be chosen from actual product samples. Textured pavers require a buffer between the plate compactor and paver surface to prevent scuffing. * Not available in MI.

COLORS



Cuyahoga Blend



Scioto Blend

Coping Pallet

- Pallet weight = ±1,550 lbs (incl. pallet weight)
- Coverage = 66 linear feet per Pallet
- Section = 11 linear feet per 1 layer

Coping blocks are provided in five basic sizes. There are three standard coping blocks which are finished on the front, back, and top faces. The standard coping blocks are tapered approximately 1" on each side from the front to the back of the block. There are also two end units which are finished on front, back, top, and one of the sides.

The other side is tapered approximately 1" from the front to the back of the block.

The end units are useful for constructing corners and ends. There are multiple face/texture patterns for each basic block size, providing a more random look for your finished project.

Dimensional Coping is also an option for capping the Belvedere Wall. Average block weights of the different face/texture patterns are shown. Weights of individual blocks may vary.



ROSETTA® DIMENSIONAL*

PRODUCT SPECS

- a) Rosetta® Dimensional Wall Straight Block* - 12" x 8" x 4"
- b) Rosetta® Dimensional Wall Wedge Block* - 12" x 8" x 4"

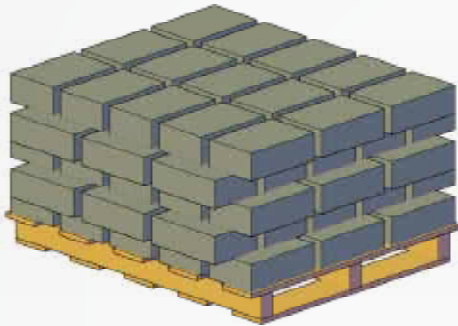
APPLICATIONS

Garden walls, freestanding walls, columns and edging.



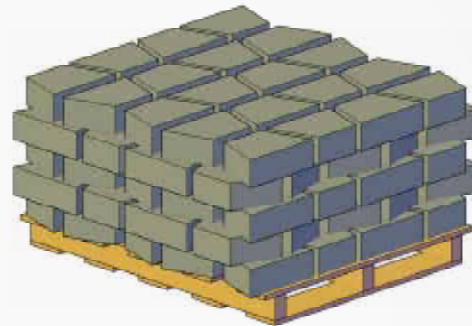
Dimensional Straight Pallet

- 75 pieces / pallet
- 28# / piece
- 2100# / pallet



Dimensional Wedge Pallet

- 100 pieces / pallet
- 20# / piece
- 2000# / pallet



PACKAGING INFO

PRODUCT	WEIGHT PER SQ. FT.	UNITS PER SQ. FT.	UNITS PER BAND	UNITS PER CUBE	WEIGHT PER CUBE	SQ. FT. PER UNIT	SQ. FT. PER BAND	TOTAL SQ. FT. PER CUBE	COLORS STOCKED
Rosetta® Dimensional Wall	84	3.00	N/A	75	2100	.333	N/A	25.00	Cuyahoga, Scioto
Rosetta® Dimensional Wedge	N/A	3.00	N/A	100	2000	.333	N/A	N/A	Cuyahoga, Scioto

Note: Due to variations in printing, color selections should always be chosen from actual product samples.
* Not available in MI.

COLORS



Cuyahoga Blend

Scioto Blend



ROSETTA® KODAH*

PRODUCT SPECS

- a) **Kodah Wall*** - 12" x 10.5" x 6"
 - b) **Kodah Wall*** - 21" x 10.5" x 6"
 - c) **Kodah Wall*** - 30" x 10.5" x 6"
 - d) **Kodah Wall*** - 42" x 10.5" x 6"
 - e) **Kodah Wall Corner*** - 21" x 10.5" x 6"
- } Packaged together


RETAINING WALLS


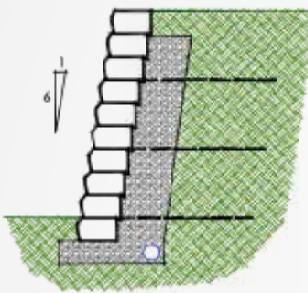
APPLICATIONS

Garden walls, freestanding walls, columns and edging.

INSTALLATION

Engineered Retaining Wall

Freestanding Wall



Kodah Freestanding Wall Blocks are provided in four basic sizes. The blocks are finished on both the front and back faces of the wall blocks and they are tapered on each side approximately 11/2" from the front to the back of the block. There are multiple texture patterns for each basic block size to provide a more random look for your finished project. Average block weights of the different texture patterns are shown. Weights of individual blocks may vary.

BLOCK DETAILS

STONE & BUNDLING	Unit Dimensions L"xW"xH"	Units/ Cube	Weight/ Stone lbs.	
Freestanding Wall Pallet	Block 1	42" x 10.5" x 6"	6	200±
	Block 2	30" x 10.5" x 6"	3	140±
	Block 3	21" x 10.5" x 6"	6	100±
	Block 4	12" x 10.5" x 6"	3	50±
Corner Pallet	Block 5	21" x 10.5" x 6"	16	100±

The Kodah Collection contains two corner blocks. These blocks are finished on three sides, and the fourth side is tapered to fit with the other retaining wall and freestanding wall blocks. The corner blocks can be used to construct columns, provide a finished end on a freestanding wall, and make 90° corners. There are multiple texture patterns for the faces of both corner blocks, thus providing a more random look for your finished project. Average block weights of the different texture patterns are shown. Weights of individual blocks may vary.

PACKAGING INFO

PRODUCT	WEIGHT PER SQ. FT.	UNITS PER SQ. FT.	UNITS PER BAND	UNITS PER CUBE	WEIGHT PER CUBE	SQ. FT. PER UNIT	SQ. FT. PER BAND	TOTAL SQ. FT. PER CUBE	COLORS STOCKED
Rosetta® Wall Pallet	N/A	N/A	N/A	18	2400	N/A	N/A	21.00	Cuyahoga, Scioto
Rosetta® Corner Pallet	N/A	N/A	N/A	16	1600	1.3	N/A	21.00	Cuyahoga, Scioto

Note: Due to variations in printing, color selections should always be chosen from actual product samples.
 *Not available in MI.

COLORS



Cuyahoga Blend



Scioto Blend

OBERFIELDS




ROSETTA® DIMENSIONAL COPING*

RETAINING WALLS

PRODUCT SPECS

- a) **Standard Coping*** - 18" x 12.5" x 2.5"
 - b) **Finished End Coping*** - 19" x 12.5" x 2.5"
 - c) **Long Coping*** - 24" x 12.5" x 2.5"
- } Packaged together

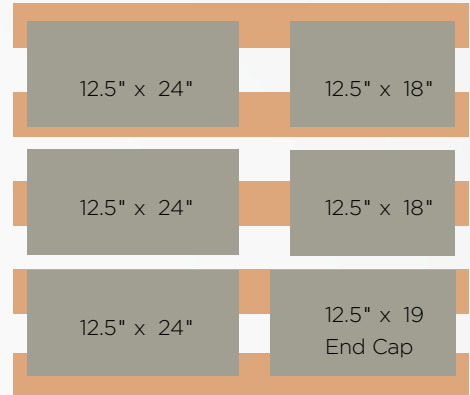


APPLICATIONS

Wall applications.

BLOCK DETAILS

STONE & BUNDLING		Unit Dimensions L"xW"xH"	Units Bundle	Weight/Stone lbs.
Dimensional Coping Pallet	Standard	18"x12.5"x2.5"	12	46±
	Finished End	19"x12.5"x2.5"	6	48±
	Long	24"x12.5"x2.5"	18	61±



Dimensional Coping Pallet Overview

- 6 layers per pallet
- 63 LF/pallet
- Section = 10.5 LF per 1 layer.

PACKAGING INFO

PRODUCT	WEIGHT PER SQ. FT.	UNITS PER SQ. FT.	UNITS PER BAND	UNITS PER CUBE	WEIGHT PER CUBE	SQ. FT. PER UNIT	SQ. FT. PER BAND	TOTAL SQ. FT. PER CUBE	COLORS STOCKED
Rosetta® Dimensional Coping	N/A	N/A	N/A	N/A	1950	N/A	N/A	63.00/LNFT	Cuyahoga, Scioto

Note: Due to variations in printing, color selections should always be chosen from actual product samples.
 *Not available in MI.

COLORS



Cuyahoga Blend



Scioto Blend

OBERFIELDS



ROSETTA® OUTCROPPING*

PRODUCT SPECS

a) Rosetta® Outcropping Wall Stone –

Recommended Ratio

2 A Pallets

2 B Pallets

1 C Pallet

b) Rosetta® Outcropping Wall Stone* Corner 6"

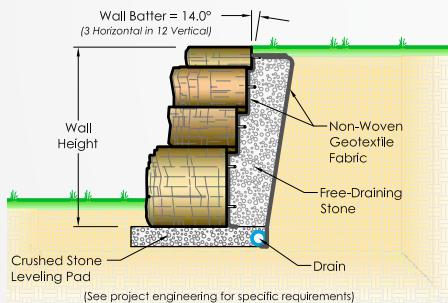
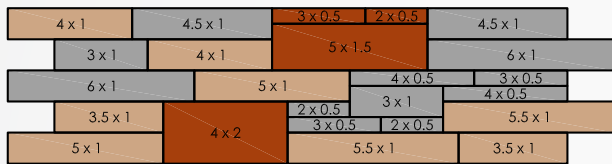
c) Rosetta® Outcropping Wall Stone* Corner 12"

APPLICATIONS

Residential or commercial engineered wall system.


PATTERNS

Pre-drawn patterns and custom layout software saves time in estimating and installation.



Sample Pallet

Pallet A: 18 s.f., 4,000 lbs



42" L x 18" D x 12" H
750 lbs.



48" L x 18" D x 12" H
900 lbs.



60" L x 18" D x 12" H
1100 lbs.



66" L x 18" D x 12" H
1150 lbs.

Pallet B: 18 s.f., 4,000 lbs



24" L x 18" D x 6" H
250 lbs.



36" L x 18" D x 6" H
320 lbs.



36" L x 18" D x 12" H
620 lbs.



48" L x 18" D x 6" H
450 lbs.



54" L x 18" D x 12" H
950 lbs.



72" L x 18" D x 12" H
1300 lbs.

Pallet C: 18 s.f., 4,000 lbs



24" L x 18" D x 6" H
250 lbs.



36" L x 18" D x 6" H
320 lbs.



48" L x 18" D x 24" H
1800 lbs.



60" L x 18" D x 18" H
1600 lbs.

Corner Pallet 6": 4 units, 1920 lbs

Corner Pallet 12": 2 units, 2340 lbs



48" L x 30" W x 12" H
1170 lbs.



39" L x 27" W x 6" H
480 lbs.

PACKAGING INFO

PRODUCT	WEIGHT PER SQ. FT.	UNITS PER SQ. FT.	UNITS PER BAND	UNITS PER CUBE	WEIGHT PER CUBE	SQ. FT. PER UNIT	SQ. FT. PER BAND	TOTAL SQ. FT. PER CUBE	COLORS STOCKED
Rosetta® Outcropping	222.22	N/A	N/A	N/A	4000	N/A	N/A	18.00	Cuyahoga, Scioto

COLORS



Cuyahoga Blend



Scioto Blend

Note: Due to variations in printing, color selections should always be chosen from actual product samples.
* Not available in MI.



OLENTANGY BLUFF TREAD™

RETAINING WALLS

PRODUCT SPECS

- a) **Olentangy Bluff Tread™** –
36" L x 16" D x 6" H (280 lbs.)
- b) **Olentangy Bluff Tread™** –
49.5" L x 16" D x 6" H (373 lbs.)
- c) **Olentangy Bluff Tread™** –
60" L x 16" D x 6" H (467 lbs.)
- d) **Olentangy Bluff Tread™** –
72" L x 16" D x 6" H (560 lbs.)



APPLICATIONS

Residential or commercial step applications.

PACKAGING INFO

PRODUCT	WEIGHT PER SQ. FT.	UNITS PER SQ. FT.	UNITS PER BAND	UNITS PER CUBE	WEIGHT PER CUBE	SQ. FT. PER UNIT	SQ. FT. PER BAND	TOTAL SQ. FT. PER CUBE	COLORS STOCKED
Olentangy Bluff Tread 36"	N/A	N/A	N/A	8	2240	N/A	N/A	N/A	Cuyahoga, Scioto
Olentangy Bluff Tread 48"	N/A	N/A	N/A	8	2984	N/A	N/A	N/A	Cuyahoga, Scioto
Olentangy Bluff Tread 60"	N/A	N/A	N/A	6	2802	N/A	N/A	N/A	Cuyahoga, Scioto
Olentangy Bluff Tread 72"	N/A	N/A	N/A	4	2240	N/A	N/A	N/A	Cuyahoga, Scioto

Note: Due to variations in printing, color selections should always be chosen from actual product samples.

COLORS



Cuyahoga Blend



Scioto Blend




ROSETTA® STEPS*

PRODUCT SPECS

a) Rosetta® Irregular Steps*

- All irregular steps have 7" rise
- 42" L x 17" D x 7" H (349 lbs.)
 - 42" L x 26" D x 7" H (476 lbs.)
 - 54" L x 22" D x 7" H (458 lbs.)
 - 48" L x 24" D x 7" H (512 lbs.)
 - 48" L x 28" D x 7" H (567 lbs.)
 - 60" L x 24" D x 7" H (600 lbs.)

Packaged
Together



- 36" x 18" x 7"
- 375 lbs/ea
- 6 ea/pallet



- 48" x 18" x 7"
- 455 lbs/ea
- 6 ea/pallet



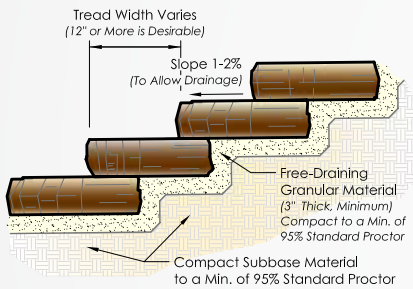
- 72" x 30" x 7"
- 1320 lbs/ea
- 3 ea/pallet

b) Rosetta® Dimensional Steps*

- All dimensional steps have 7" rise
- 36" L x 18" D x 7" H (375 lbs.)
 - 48" L x 18" D x 7" H (455 lbs.)
 - 72" L x 30" D x 7" H (1320 lbs.)

APPLICATIONS

Residential or commercial step applications.



PACKAGING INFO

PRODUCT	WEIGHT PER SQ. FT.	UNITS PER SQ. FT.	UNITS PER BAND	UNITS PER CUBE	WEIGHT PER CUBE	SQ. FT. PER UNIT	SQ. FT. PER BAND	TOTAL SQ. FT. PER CUBE	COLORS STOCKED
Rosetta® Irregular Steps*	N/A	N/A	N/A	6	3150	N/A	N/A	N/A	Cuyahoga, Scioto
Rosetta® Dimensional Steps 3'	N/A	N/A	N/A	6	2250	N/A	N/A	N/A	Cuyahoga, Scioto
Rosetta® Dimensional Steps 4'	N/A	N/A	N/A	6	2730	N/A	N/A	N/A	Cuyahoga, Scioto
Rosetta® Dimensional Steps 6'	N/A	N/A	N/A	3	3960	N/A	N/A	N/A	Cuyahoga, Scioto

Due to variations in printing, color selections should always be chosen from actual product samples.
 *Not available in MI.

COLORS



Cuyahoga Blend



Scioto Blend



EDINGTON WALL STONE®


RETAINING WALLS

PRODUCT SPECS

- a) **Edington Wall Stone®** - 12" x 8" x 4"
- b) **Edington Wall Stone® Wedge** - 12" x 8" x 4"
- c) **Non-Tumbled Edington Wall Stone®** - 12" x 8" x 4"
- d) **Non-Tumbled Edington Wall Stone® Wedge** - 12" x 8" x 4"

APPLICATIONS

Garden walls, freestanding walls, columns and edging with a 3' height maximum.



EDINGTON® FIRE PIT KIT

Build a fire pit in no time with our Edington® Fire Pit Kit. This kit has an outside diameter of 48" and a height of 12". Kit includes a steel metal ring. Optional precast caps are available for a different look at an additional cost. Great for small fires, roasting marshmallows and hot dogs.



PACKAGING INFO

PRODUCT	WEIGHT PER SQ. FT.	UNITS PER SQ. FT.	UNITS PER BAND	UNITS PER CUBE	WEIGHT PER CUBE	SQ. FT. PER UNIT	SQ. FT. PER BAND	TOTAL SQ. FT. PER CUBE	COLORS STOCKED
Edington Wall Stone®	90	3.00	N/A	100	2880	0.333	N/A	32.00	Canyon Creek, Charcoal, Earth, Flagstone, Quarrystone
Edington Wall Stone® Wedge	75	3.00	N/A	90	2400	0.333	N/A	30.00	Canyon Creek, Charcoal, Earth, Flagstone, Quarrystone
Non-Tumbled Edington Wall Stone®	90	3.00	N/A	99	2880	0.333	N/A	32.00	Canyon Creek, Charcoal, Earth, Flagstone, Quarrystone
Non-Tumbled Edington Wall Stone® Wedge	75	3.00	N/A	90	2400	0.333	N/A	30.00	Canyon Creek, Charcoal, Earth, Flagstone, Quarrystone

Due to variations in printing, color selections should always be chosen from actual product samples.

COLORS



Canyon Creek Blend Earth Blend Flagstone Blend Quarrystone Blend

BANDING AND ACCENTS



Charcoal Blend

OBERFIELDS


NON-WEATHERED VERSA-LOK®



RETAINING WALLS

PRODUCT SPECS

- a) **Versa-Lok®** - 16" (face) x 14" (rear) x 12" D x 6" H
- b) **Smooth Top Versa-Lok®** - 16" (face) x 14" (rear) x 12" D x 6" H
- c) **Rectangular Cap** - 16" (face) x 11⁵/₈" D x 3⁵/₈" H
- d) **Solid Corner** - 7⁷/₈" (face) x 12" D x 6" H
- e) **Full Return Corner** - 16" (face) x 7⁷/₈" D x 6" H



APPLICATIONS

Residential or commercial engineered retaining wall applications.

PACKAGING INFO

PRODUCT	WEIGHT PER SQ. FT.	UNITS PER SQ. FT.	UNITS PER BAND	UNITS PER CUBE	WEIGHT PER CUBE	SQ. FT. PER UNIT	SQ. FT. PER BAND	TOTAL SQ. FT. PER CUBE	COLORS STOCKED
Non-Weathered Versa-Lok® Standard	82	1.50	N/A	32	2624	0.667	N/A	21.33	Antique, Canyon Creek, Charcoal, Chestnut, Desert Sand, Earth, Flagstone, Granite, Gray
Non-Weathered Versa-Lok® Smooth Top Standard	123	1.50	N/A	32	2624	0.667	N/A	21.33	Antique, Canyon Creek, Charcoal, Chestnut, Desert Sand, Earth, Flagstone, Granite, Gray
Non-Weathered Rectangular Retaining Wall Cap	51	N/A	N/A	48	2304	N/A	N/A	N/A	Antique, Canyon Creek, Charcoal, Chestnut, Desert Sand, Earth, Flagstone, Granite, Gray
Non-Weathered Versa-Lok® Solid Corner	41	3.00	N/A	64	2624	N/A	N/A	N/A	Antique, Canyon Creek, Charcoal, Chestnut, Desert Sand, Earth, Flagstone, Granite, Gray
Non-Weathered Versa-Lok® Full Return Corner	48	N/A	N/A	48	2304	N/A	N/A	N/A	Antique, Canyon Creek, Charcoal, Chestnut, Desert Sand, Earth, Flagstone, Granite, Gray

Due to variations in printing, color selections should always be chosen from actual product samples.

COLORS



Antique Blend

Canyon Creek Blend

Charcoal Blend

Chestnut Blend

Desert Sand Blend



Earth Blend



Flagstone Blend



Granite Blend



Gray Blend

OBERFIELDS



NON-WEATHERED VERSA-LOK® MOSAIC®

RETAINING WALLS

PRODUCT SPECS

- a) **Versa-Lok® Non-Weathered Standard** - 16" (face) x 14" (rear) x 12" D x 6" H
- b) **Versa-Lok® Non-Weathered Cobble** - 8" (face) x 12" D x 6" H
- c) **Versa-Lok® Non-Weathered Accent** - 12" (face) x 12" D x 4" H
- d) **Rectangular Cap** - 16" (face) x 11⁵/₈" D x 3⁵/₈" H
- e) **Solid Corner** - 7⁷/₈" (face) x 12" D x 6" H
- f) **Full Return Corner** - 16" (face) x 7⁷/₈" D x 6" H



APPLICATIONS

Residential or commercial engineered retaining wall applications.

PACKAGING INFO

PRODUCT	WEIGHT PER SQ. FT.	UNITS PER SQ. FT.	UNITS PER BAND	UNITS PER CUBE	WEIGHT PER CUBE	SQ. FT. PER UNIT	SQ. FT. PER BAND	TOTAL SQ. FT. PER CUBE	COLORS STOCKED
Non-Weathered Versa-Lok® Standard	123	1.50	N/A	32	2624	0.667	N/A	21.33	Canyon Creek, Earth, Flagstone, Granite
Non-Weathered Versa-Lok® Cobble	123	3.00	N/A	64	2624	0.333	N/A	21.33	Canyon Creek, Earth, Flagstone, Granite
Non-Weathered Versa-Lok® Accent	123	3.00	N/A	60	2422	0.333	N/A	20.00	Canyon Creek, Earth, Flagstone, Granite
Non-Weathered Rectangular Retaining Wall Cap	51	N/A	N/A	48	2880	N/A	N/A	N/A	Canyon Creek, Earth, Flagstone, Granite
Non-Weathered Versa-Lok® Solid Corner	41	3.00	N/A	72	2952	N/A	N/A	N/A	Canyon Creek, Earth, Flagstone, Granite
Non-Weathered Versa-Lok® Full Return Corner	48	N/A	N/A	48	1920	N/A	N/A	N/A	Canyon Creek, Earth, Flagstone, Granite

Due to variations in printing, color selections should always be chosen from actual product samples.

COLORS



Canyon Creek Blend

Earth Blend

Flagstone Blend

Granite Blend

OBERFIELDS


WEATHERED VERSA-LOK® MOSAIC®



RETAINING WALLS

PRODUCT SPECS

- a) **Versa-Lok® Weathered Standard** – 16" (face) x 14" (rear) x 12" D x 6" H
- b) **Versa-Lok® Weathered Cobble** – 8" (face) x 12" D x 6" H
- c) **Versa-Lok® Weathered Accent** – 12V (face) x 12" D x 4" H
- d) **Weathered Rectangular Cap** – 16" (face) x 11⁵/₈" D x 3⁵/₈" H
- e) **Weathered Solid Corner** – 7⁷/₈" (face) x 12" D x 6" H
- f) **Weathered Full Return Corner** – 16" (face) x 7⁷/₈" D x 6" H



APPLICATIONS

Residential or commercial engineered retaining wall applications.

PACKAGING INFO

PRODUCT	WEIGHT PER SQ. FT.	UNITS PER SQ. FT.	UNITS PER BAND	UNITS PER CUBE	WEIGHT PER CUBE	SQ. FT. PER UNIT	SQ. FT. PER BAND	TOTAL SQ. FT. PER CUBE	COLORS STOCKED
Weathered Versa-Lok® Standard	123	1.50	N/A	32	2624	0.667	N/A	21.33	Canyon Creek, Earth, Flagstone, Granite
Weathered Versa-Lok® Cobble	123	3.00	N/A	64	2624	0.333	N/A	21.33	Canyon Creek, Earth, Flagstone, Granite
Weathered Versa-Lok® Accent	123	3.00	N/A	60	2422	0.333	N/A	20.00	Canyon Creek, Earth, Flagstone, Granite
Weathered Rectangular Retaining Wall Cap	51	N/A	N/A	48	2304	N/A	N/A	N/A	Canyon Creek, Earth, Flagstone, Granite
Weathered Versa-Lok® Solid Corner	41	3.00	N/A	72	2952	N/A	N/A	N/A	Canyon Creek, Earth, Flagstone, Granite
Weathered Versa-Lok® Full Return Corner	48	N/A	N/A	48	1920	N/A	N/A	N/A	Canyon Creek, Earth, Flagstone, Granite

Due to variations in printing, color selections should always be chosen from actual product samples.

COLORS



Canyon Creek Blend



Earth Creek Blend



Flagstone Blend



Granite Blend

OBERFIELDS

EDINGTON® FIRE PIT KIT



KITS

OVERALL DIMENSIONS

12" H x 48" Diameter

KIT COMPONENTS

- 39 Edington Wall Stone Wedge Units
- 3 - 10 oz. Tubes of Paver Bond
- Steel Ring
- Optional Grill Grate

Build a fire pit in no time with our Edington Fire Pit Kit. Place base units on 4-6" of prepared compacted base and adhere units as you construct. Great for small fires, roasting marshmallows and hot dogs.



COLORS



Canyon Creek Blend



Charcoal Blend



Earth Blend



Flagstone Blend



Quarry Stone Blend

PRECAST ROCKFACE CAP COLORS



Cuyahoga Blend



Scioto Blend

Due to variations in printing, color selections should always be chosen from actual product samples.

OBERFIELDS

ROSETTA BELVEDERE® FIRE PIT KIT*

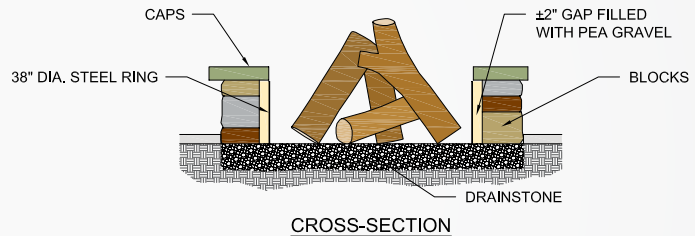
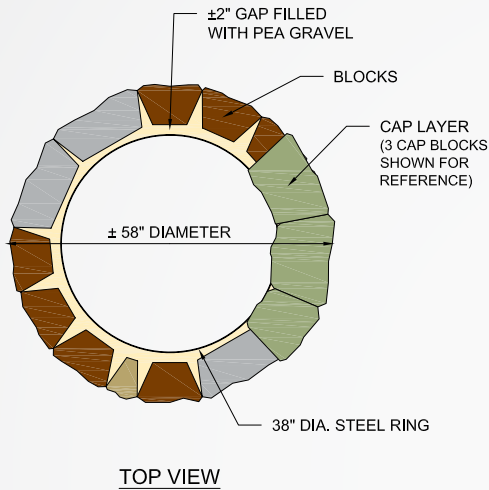


OVERALL DIMENSIONS

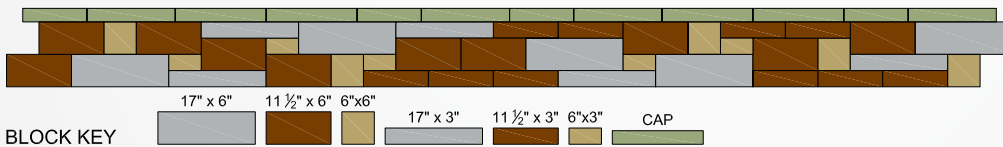
14" H x 60" Diameter

The Belvedere Fire Pit creates a rustic sophistication all its own. The Belvedere Fire Pit has a diameter of approximately five feet and a height of fourteen inches, the proportions of the fire pit creates a perfect focal point for any occasion—from intimate gathers to larger events. The Belvedere Fire Pit blends seamlessly with the entire collection of attractive Rosetta® paver and wall lines. Kit includes steel metal ring.

KITS



SAMPLE BLOCK LAYOUT PATTERN (OPTIONAL)



COLORS



Cuyahoga Blend

Scioto Blend

Due to variations in printing, color selections should always be chosen from actual product samples.
* Not available in MI.

OBERFIELDS

ROSETTA DIMENSIONAL FIRE PIT KIT*



KITS

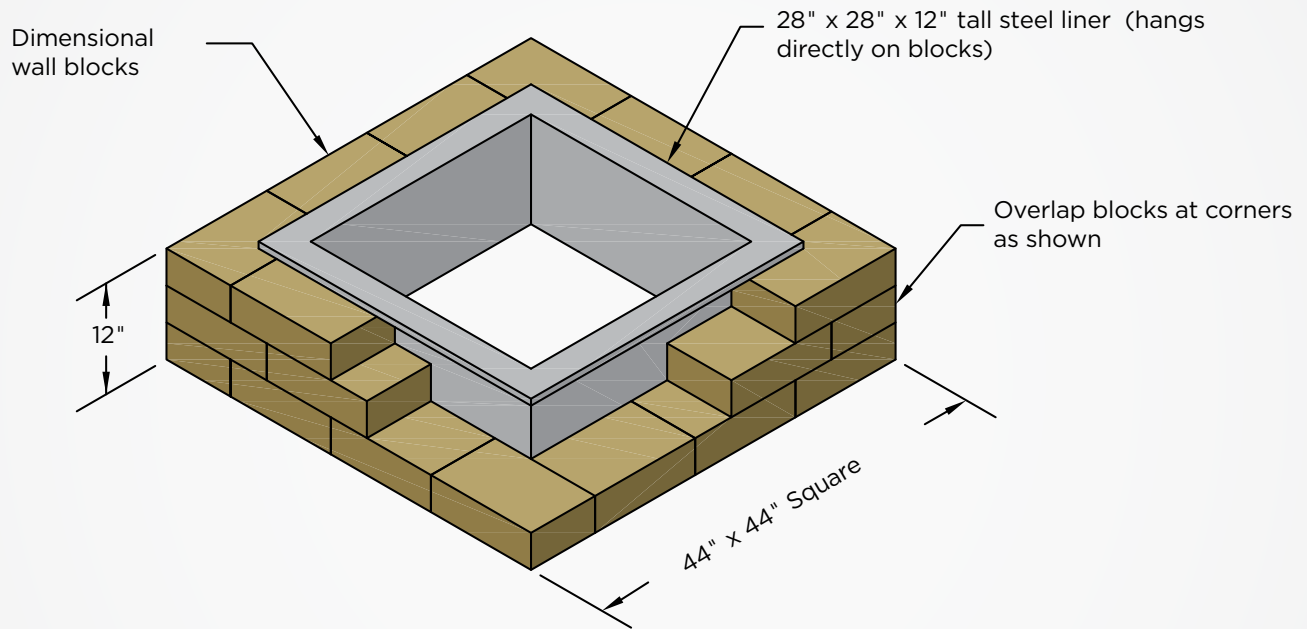
OVERALL DIMENSIONS

12" H x 44" W x 44" D

KIT COMPONENTS

- 36 Rosetta Dimensional Blocks
- Steel Liner
- Square Fire Pit Pallet: 1,130 lbs

The Dimensional Wall Fire Pit Kit features hand-hewn stone texture with consistent dimensions to create a natural looking square fire pit.



COLORS



Cuyahoga Blend



Scioto Blend

Due to variations in printing, color selections should always be chosen from actual product samples.
*Not available in MI.

OBERFIELDS

ROSETTA KODAH FIRE PIT KIT*



OVERALL DIMENSIONS

12" H x 44"W x 44"D

KIT COMPONENTS

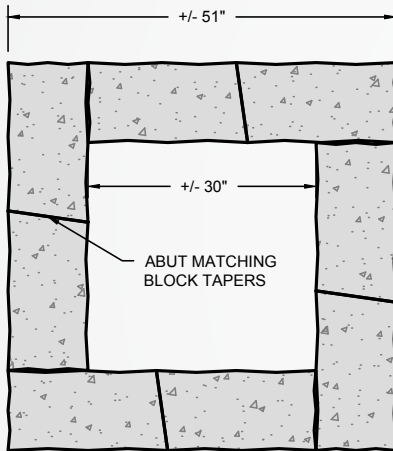
- 16 Rosetta Kodah Blocks
- Heavy-duty 14-gauge steel fire ring

The Kodah fire pit features modern, linear proportions. The freshly quarried stone texture complements a variety of applications. It is designed for fast installation with large blocks and perfectly planned construction.

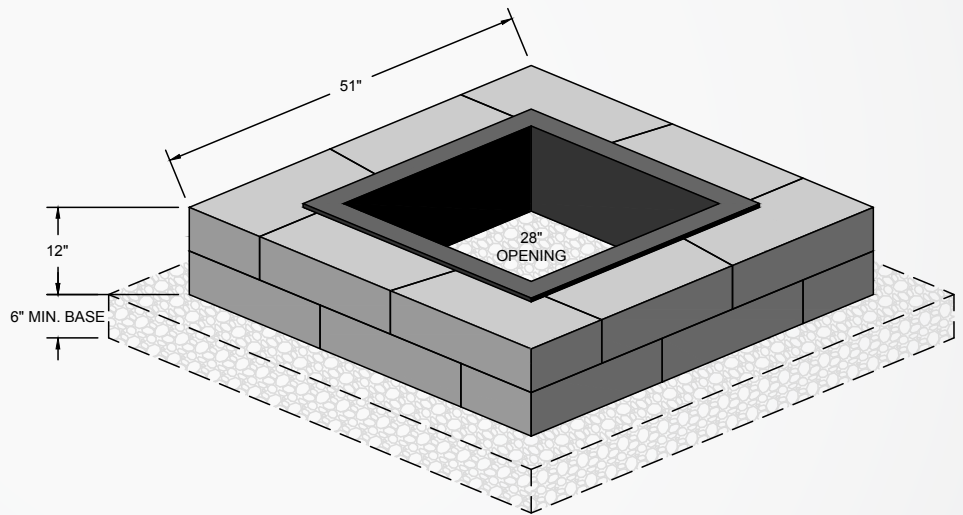
KITS

TYPICAL COURSE PLAN VIEW

TYPICAL COURSE PLAN VIEW



TYPICAL CONSTRUCTION ISOMETRIC VIEW



COLORS



Cuyahoga Blend



Scioto Blend

Due to variations in printing, color selections should always be chosen from actual product samples.
*Not available in MI.

OBERFIELDS

EDINGTON® PUB TABLE KIT



KITS

OVERALL HEIGHT

42"

KIT COMPONENTS

- 36 Edington Wall Stone pieces
- 1-42" Table Top with 2" hole
- 1-28" Foot Rest with 2" hole
 - Both pieces 3" thick
 - The 2" hole fits standard umbrella (not incl.)
- 2-10 oz. Tubes of Paver Bond
- Optional 42" Round Table Top with 2" hole (non stock)

Add additional entertaining space with our Pub Table Kit. The large table top allows plenty of room to enjoy drinks or a snack. The bottom foot rest is great for propping up your feet. We've chosen to stock four of our Edington Wall Stone colors to complement your outdoor living space!



COLORS



Canyon Creek Blend



Charcoal Blend



Earth Blend



Flagstone Blend



Quarrystone Blend

PRECAST ROCKFACE COLORS



Cuyahoga Blend



Scioto Blend

Due to variations in printing, color selections should always be chosen from actual product samples.

OBERFIELDS

EDINGTON® GRILL KIT



OVERALL DIMENSIONS

38" H x 102" W x 32" D

KIT COMPONENTS

- Summerset Sizzler 32" Three-Burner Grill
- Grill Doors
- 190 Edington Wall Stone Units
- 1 Precast Counter Top
- 1 Case of Paver Bond
- 1 Steel Lintel 40"

Ideal for advanced installers that would like to create a professional outdoor grilling station. Constructed from our popular Edington Wall Stone units, this kit allows you to drop in the included grill, for a clean and professional grill station. The kit is large enough to both cook and entertain guests at.

COLORS



Canyon Creek Blend



Charcoal Blend



Earth Blend



Flagstone Blend



Quarrystone Blend

PRECAST ROCKFACE COLORS



Cuyahoga Blend



Scioto Blend

Due to variations in printing, color selections should always be chosen from actual product samples.

FIREROCK® FIREPLACES



QUICK INSTALLATION

KITS



1
Set base plate on non-combustible foundation.



2
Place centerbacks along rear of base plate and build smoke chamber.



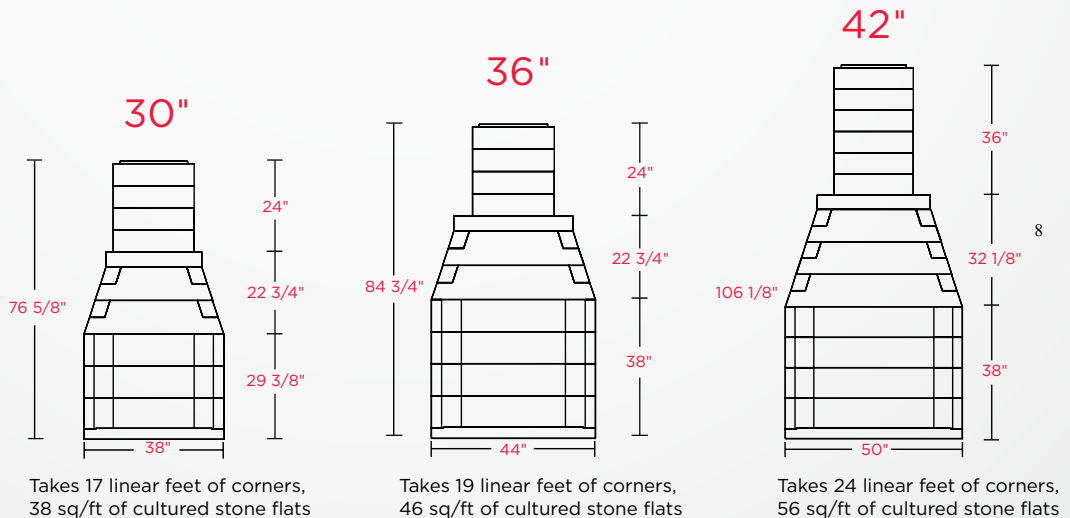
3
Install firebrick and fireplace is complete.

FireRock® is a simple way to build a high-end, all masonry outdoor fireplace and chimney. This smartly designed system installs in a matter of hours for less than half the cost of a traditional brick and mortar fireplace. And it enhances the value of any outdoor living space.

Model	Overall Height	Overall Depth	Overall Width	Overall Diameter	Firebox Opening Height	Smoke Chamber Height	Weight in Pounds
30" Outdoor Fireplace	76.63"	28.5"	38"	n/a	29.38"	23"	1900
36" Outdoor Fireplace	84.75"	28.5"	44"	n/a	38"	23"	2100
42" Outdoor Fireplace	106.13"	28.5"	50"	n/a	38"	32.5"	2600
36" Arched Front Outdoor Fireplace	84.75"	28.5"	44"	n/a	34"*	23"	2160
42" Arched Front Outdoor Fireplace	106.13"	28.5"	50"	n/a	34"*	32.5"	2670

*Measurement at top of arch.

** Height Extension Kit adds 6 inches to overall height. The kit also adds 320-1512 lbs depending on the width of the FireRock.



OBERFIELDS



ROSETTA[®] PRE-PLANNED PATIO KITS*

RUSTIC COLORS

GRAND FLAGSTONE



Cuyahoga Blend

Scioto Blend

BELVEDERE WALLS



Cuyahoga Blend

Scioto Blend

ROUND FIRE PIT



Cuyahoga Blend

Scioto Blend

FORMAL COLORS

DIMENSIONAL FLAGSTONE



Cuyahoga Blend

Scioto Blend

KODAH WALL



Cuyahoga Blend



Scioto Blend

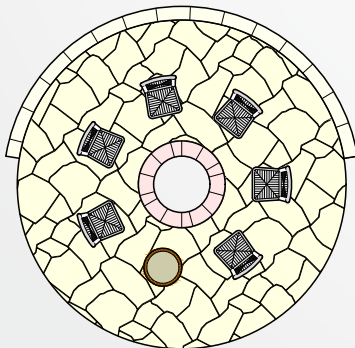
SQUARE FIRE PIT



Cuyahoga Blend


Scioto Blend

RUSTIC PATIO DESIGN

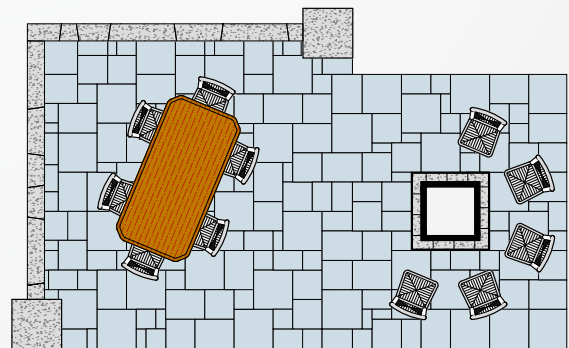


250 square feet

FORMAL PATIO DESIGN OPTIONS




Option A
200 square feet




Option B
400 square feet


LEXINGTON



Muster D
40% Lexington 14
60% Lexington 21

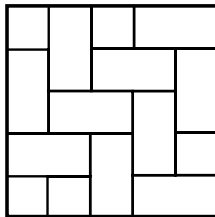


Muster K
28% Lexington 14
72% Lexington 21




Running Bond
10, 14, or 21

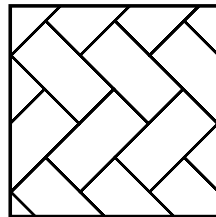
PLYMOUTH



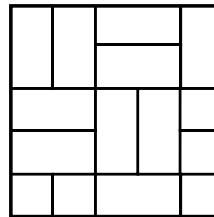
90° Herringbone



Running Bond




45° Herringbone




Basketweave


JAMESTOWN



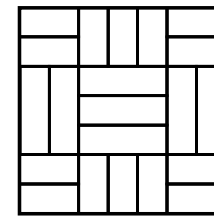
90° Herringbone



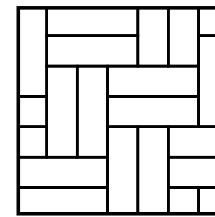
Running Bond



45° Herringbone




Pattern A




Pattern B

MALIBU

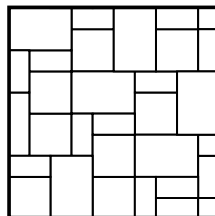


Pattern A

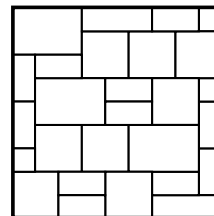


Pattern B

OZARK & MANHATTAN




Pattern A

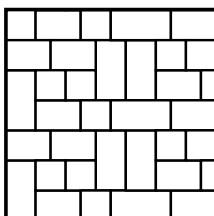


Pattern B

NEWPORT




Pattern A




Pattern B

* All random lays are not a pattern. Random lays can consist of any grouping of the pavers. See Oberfields.com for larger format printouts.


FLAT TOP WASHINGTON® & VINTAGE FLAT TOP WASHINGTON® PAVERS



Muster D
40% Wash. 14
60% Wash. 21

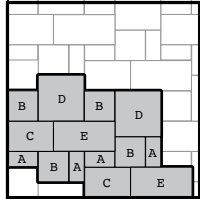


Muster K
28% Wash. 14
72% Wash. 21

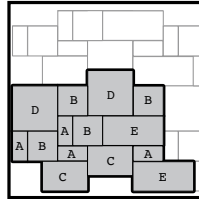


Running Bond
10, 14, or 21

TRANQUILITY® PAVERS

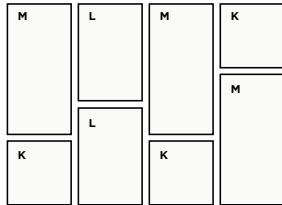


Pattern 1



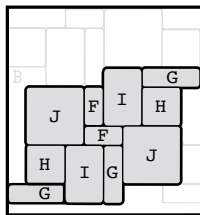
Pattern 2

GRAND MILESTONE™ PAVERS

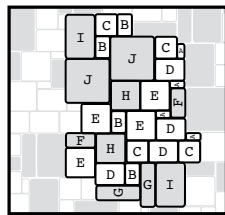


Pattern 1

GRAND LIFESTYLE® PAVERS

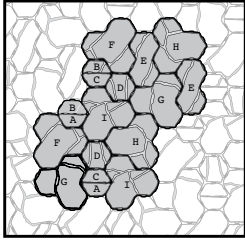


Pattern 1

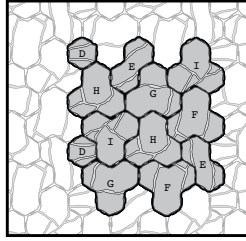


Pattern 2
Combination Lifestyle
& Grand Lifestyle

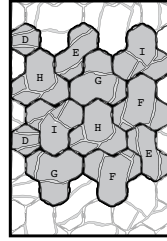
DESTINATION® PAVERS



Pattern 1

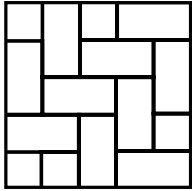


Pattern 2




Sidewalk Pattern

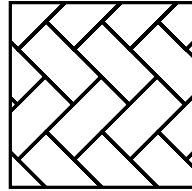
ELEMENTS™ PAVERS



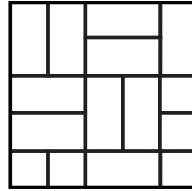
90° Herringbone



Running Bond




45° Herringbone

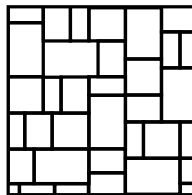


Basketweave

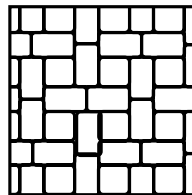
NATURAL STONE PAVERS



Running Bond
11.81" x 23.62",
17.72" x 23.62", or
23.62" x 35.43"

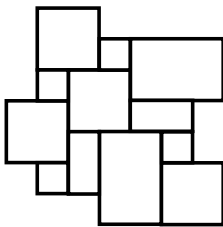


4 Piece Random
25% 11.81" x 23.62"
30% 17.72" x 23.62"
25% 23.62" x 35.43"
20% 23.62" x 23.62"



Jumbo Muster K
28% Large Sq.
72% Jumbo Rec.

TRAVERTINE PAVERS



French Pattern

TRAVERTINE



Gold



Silver

PORCELAIN (18" x 36")



Pietra di Bagnolo



Pietra di Barge



Point Silver



Sight Antracite



Sight Grey



Source Beige

PORCELAIN (12" x 48")



Soul Grey



Soul Walnut

**NON-WEATHERED
VERSA-LOK**



Brown

**NON-WEATHERED
VERSA-LOK MOSAIC**



Chestnut Blend

**WEATHERED
VERSA-LOK MOSAIC**



Chestnut Blend





OBERFIELDS CONCRETE PAVER & RETAINING WALLS WARRANTY

OBERFIELDS LLC provides a limited lifetime warranty of its paver, slab, and dry cast wall products and Rosetta[®] family of precast products for residential applications against manufacturing defects. This Warranty is provided to the original purchaser only, with the original proof of purchase, and is non-transferable.

This Warranty is valid if the material is installed and maintained under industry standards or OBERFIELDS LLC guidelines. Color variances and the appearance of efflorescence do not substantiate a warranty claim. Any product deemed to be defective will be replaced at no charge; however, shipping costs or costs relating to the removal of defective material and replacement labor are not included in this warranty. Color matching cannot be guaranteed.



OBERFIELDS.COM

2019 V1

SALES & MANUFACTURING

Masonry & Landscape

4033 Alum Creek Drive
Obetz, Ohio 43207
614-252-0955
Fax 614-252-5858

Masonry Manufacturing Plant

471 Kintner Pkwy
Sunbury, Ohio 43074
740-965-4141

Sales Distribution Center

10075 Sheehan Road
Centerville, OH 45458
937-885-3711
Fax 937-885-4355

SALES & CORPORATE OFFICE

Landscape & Precast

528 London Road
Delaware, Ohio 43015
614-252-0955
740-369-7644
800-845-7644
Fax 740-363-7644