



**WHAT
OUTDOOR
LIVING
SHOULD
BE[®]**

PAVERS / RETAINING WALLS / ACCESSORIES



CONTENTS

INSPIRATION

Dura Denz Sand and Sealers	2-3
What Outdoor Living Should Be®	4-5

PAVERS

Vintage Flat Top Washington®	8-9
Lexington®	10-11
Lexington Circle®	12-13
Plymouth®	14-15
Malibu®	16-17
Ozark®	18-19
Manhattan®	20-21
Newport®	22-23
Jamestown®	24-25
Bullnose	26-27
Grand Flagstone	28-29
Dimensional Flagstone	30-31
Natural Stone	32-33
Natural Stone Accessories.....	34-35
Travertine	36-37
Superior Steppers.....	38-39

RETAINING WALLS

Edington Wall Stone®.....	42-43
Belvedere	44-45
Dimensional.....	46-47
Dimensional Coping.....	48-49
Kodah.....	50-51
Outcropping.....	52-53
Non-Weathered Versa-Lok®	54-55
Non-Weathered Versa-Lok® Mosaic®	56-57
Weathered Versa-Lok® Mosaic®	58-59
CornerStone®	60-61
MagnumStone®.....	62-63
Olentangy Bluff Tread™	64-65
Dimensional and Irregular Steps.....	66-67

GENERAL INFORMATION

Kits	68-70
FireRock® Fireplaces	71
Column Caps	72
Fireplaces & Fire Pits	73
Kichler Lighting.....	74
Structures	75
Paver Patterns	76-77
Packaging Reference Guide.....	78-81
Warranty	82-83

SEE THE DIFFERENCE. FEEL THE DIFFERENCE. DESIGN TO BE DIFFERENT.

Dura Denz represents a dramatic break-through in concrete casting technology. Our new world-class manufacturing process results in exceptional products that are infused with Dura Denz Technology. A specially formulated dense top layer creates a smooth, extra-hard surface that resists chipping, scratching and fading. The result is products that are not only beautiful, but extremely durable. Exceed your clients expectations when you feature products manufactured with Dura Denz Technology. Quite frankly, it's unlike anything you'll find on the market.



AMERICANA




COLLECTION

INTRODUCING



Standard concrete pavers are coarse with visible aggregate on surface. They are manufactured to exceed all ASTM standards for quality and strength.



Dura Denz Technology provides an exceptional paver with color infused throughout and a top layer that's colorfast and resilient to wear and tear. ASTM compliant.



EXTREMELY DURABLE
RESISTS DAILY WEAR AND TEAR



TINTED THROUGHOUT
(INDUSTRY EXCLUSIVE)



COLOR FADE RESISTANT



DENSE TOP-LAYER
(NO COARSE AGGREGATE)



EXCEEDS ASTM STANDARDS
ENHANCED QUALITY AND STRENGTH



AMERICAN OWNED AND MADE



THE DIFFERENCE MAKERS



Dura Denz penetrating sealers are offered in both water based and solvent based formulas. Each formula offers two finishes—a wet look and a matte look. Either finish adds enhancement and protection for years, with minimal maintenance. Both are environmentally friendly.

SOLVENT BASED

- WET LOOK
- MATTE LOOK

WATER BASED

- WET LOOK
- MATTE LOOK





NEW DURA DENZ POLYMERIC SAND

Dura Denz Polymeric Sand is a joint stabilization sand that offers long lasting durability and superior strength when it comes to your pavement joints. Formulated with a blend of native sands and polymer binders; that once activated, allows the joints to expand and contract with the elements such as extreme heat/cold and freeze/thaw cycles. Dura Denz Poly Sand prevents sand erosion from pavement joints caused by rain and other water run-off, deters weed growth and insect infestation, plus reduces overall pavement maintenance. You can be assured that Dura Denz Polymeric Sand will not discolor the surface or leave behind a haze, when installed correctly. Designed and tested in conjunction with the Americana Collection pavers, the Dura Denz Polymeric Sand, as well as Dura Denz Sealers, promotes a system sell of pavers, polymeric sand and sealers, built to our specifications, delivering both on quality and consistency.

BEST PRACTICES

We adhere to ICPI System Practices

- After excavation, install geosynthetic fabric
- Install sub-base material (open graded 3/4" clean or 3/4" down to fines)
- Install bedding layer (clean limestone chip or concrete sand)
- Install Americana Collection paver
- Sweep in Dura Denz Polymeric Sand
- Clean patio in preparation of sealer
- Seal patio with Dura Denz All-In-One Sealer



Granite



Tan

Dura Denz Polymeric Sand is recommended for joints up to 3/4" (max). For best performance, install with a minimum depth of 1.5"

Available in two color options: Granite and Tan. Customers can expect our Granite to be richer and deeper in color than its counterparts in the market. This was done purposefully, to best compliment our rich gray tones within the Americana Collection.

1 bag = approximately 100 square feet, depending on paver style

NEW ALL-IN-ONE SEALERS

How many reasons do you need?

Our new Dura Denz All-In-One penetrating sealers enhance color and texture, stabilizes joint sand, and protect against mold, moss and algae. Formulated to resist UV rays, Dura Denz Sealers help to retain the pavers original color while also repelling water and stains. It can be applied immediately after installation on a clean, dry installation and is rain safe in 90 minutes.

Dura Denz Sealers are formulated to give maximum coverage for years. Although formulated in conjunction with the Americana Collection pavers, Dura-Denz Sealers may also be applied to any type of concrete paver, clay paver, flat and stamped concrete, and masonry surfaces such as concrete walls, exposed aggregate and retaining walls.

Make sure you ask your contractor about this very important last step to a professional grade finish. By committing to an easy maintenance plan, you can keep stains from penetrating your hardscape surface and make a world of difference to the look and longevity of your paver project!




WHAT OUTDOOR LIVING SHOULD BE[®]

Let us be your one-stop
source for outdoor living.

- PAVERS
- WALLS
- SAND
- SEALERS
- LIGHTING
- STRUCTURES







LASTING MEMORIES
HAPPEN HERE.



VINTAGE FLAT TOP WASHINGTON®

- LEXINGTON®
- LEXINGTON CIRCLE®
- PLYMOUTH®
- MALIBU®
- OZARK®
- MANHATTAN®
- NEWPORT®
- JAMESTOWN®

AMERICANA COLLECTION®

- BULLNOSE
- GRAND FLAGSTONE
- DIMENSIONAL FLAGSTONE
- NATURAL STONE
- NATURAL STONE ACCESSORIES
- TRAVERTINE & MARBLE
- SUPERIOR STEPPERS




VINTAGE FLAT TOP WASHINGTON®

Like your favorite broken in jeans, our Vintage Flat Top Washington® pavers capture a time-worn appearance. This collection of tumbled pavers reflect a more muted color palette with tumbled corners to create a more rustic, weathered look. Vintage Flat Top Washington's do not feature Dura Denz® technology.



PRODUCT SPECS



- a) **Vintage Flat Top Washington® 14** - $5\frac{1}{2}'' \times 5\frac{1}{2}'' \times 2\frac{3}{8}''$
- b) **Vintage Flat Top Washington® 21** - $5\frac{1}{2}'' \times 8\frac{1}{4}'' \times 2\frac{3}{8}''$

COLORS



Vintage Canyon Creek Blend



Vintage Charcoal



Vintage Desert Sand (21's only)




Vintage Earth Blend



Vintage Flagstone Blend



Vintage Granite Blend



Non-Tumbled Charcoal (21's only)




LEXINGTON®




Classic cobblestone patterns with squares and rectangles, convey the southern charm that make our Lexington pavers a beautiful, simple statement to any outdoor space. Incorporate a Lexington Circle to define seating areas or fire pits.



PRODUCT SPECS



- a) **Lexington 10:** $4 \frac{1}{8}'' \times 5 \frac{1}{2}'' \times 2 \frac{3}{8}''$
- b) **Lexington 14:** $5 \frac{1}{2}'' \times 5 \frac{1}{2}'' \times 2 \frac{3}{8}''$
- c) **Lexington 21:** $5 \frac{1}{2}'' \times 8 \frac{1}{4}'' \times 2 \frac{3}{8}''$



COLORS



Canyon Creek Blend



Charcoal



Desert Sand




Earth Blend



Flagstone Blend



Granite Blend



Storm Blend




LEXINGTON CIRCLE®



Define a seating area or fire pit with our Lexington Circle. Made to compliment our Lexington pavers, the circle kit adds style and design to make for a more interesting outdoor space.

PRODUCT SPECS




a) **Lexington Circle** - Circle center, small wedges, large wedges, Lexington 10's

b) **Lexington 10** - $4\frac{1}{8}'' \times 5\frac{1}{2}'' \times 2\frac{3}{8}''$

Must add layer of Lexington 10s to fill out a 11'6" circle.

COLORS



Canyon Creek Blend



Earth Blend



Flagstone Blend



Granite Blend

Some color variations should be expected between Lexington's & Lexington Circles. Lexington Circles available while supplies last.

Due to variations in printing, color selections should always be chosen from actual product samples.

Americana Collection pavers require a buffer between the plate compactor and the paver surface to prevent scuffing.




PLYMOUTH®



A different take on your classic brick shape appearance. Our Plymouth paver size adds contrast to various field pavers. Ideal for bordering, it's often used in a contrasting color or as an inlay detail.




PRODUCT SPECS



a) **Plymouth** - 4" x 8" x 2 ³/₈"



COLORS



Canyon Creek Blend



Charcoal




Cream




Dark Chocolate



Desert Sand



Earth Blend



Flagstone Blend



Granite Blend




MALIBU®




Rugged and textured, the Malibu system is a smaller three-piece system that's reminiscent of Mosaic tiles with various joint lines that create interesting patterns and visual interest.



PRODUCT SPECS




- a) **Malibu Small Rectangle** - $4\frac{3}{4}'' \times 9\frac{3}{8}'' \times 2\frac{3}{8}''$
- b) **Malibu Square** - $9\frac{3}{8}'' \times 9\frac{3}{8}'' \times 2\frac{3}{8}''$
- c) **Malibu Large Rectangle** - $9\frac{3}{8}'' \times 14\frac{1}{8}'' \times 2\frac{3}{8}''$



Packaged Together

COLORS



Canyon Creek Blend



Earth Blend



Flagstone Blend



Granite Blend




Storm Blend




OZARK®




Reminiscent of a mountainous region, our Ozark pavers feature earth tone colors blends and a slight slate top texture to add depth of color. This over-sized three-piece system gives visual interest to the space with a combination of square units alongside small and large rectangles.



PRODUCT SPECS




- a) **Ozark Small Rectangle** - $7\frac{1}{8}'' \times 14\frac{1}{8}'' \times 2\frac{3}{8}''$
- b) **Ozark Square** - $14\frac{1}{8}'' \times 14\frac{1}{8}'' \times 2\frac{3}{8}''$
- c) **Ozark Large Rectangle** - $14\frac{1}{8}'' \times 21\frac{1}{4}'' \times 2\frac{3}{8}''$




Packaged Together

COLORS



Canyon Creek Blend



Earth Blend



Flagstone Blend



Granite Blend



Storm Blend

Due to variations in printing, color selections should always be chosen from actual product samples. Americana Collection pavers require a buffer between the plate compactor and the paver surface to prevent scuffing.




MANHATTAN[®]




Smooth and modern, our Manhattan pavers consist of a three-piece system that mimics the industrial skyline of Manhattan. The same sizes as our Ozark system, the Manhattan is the smooth equivalent. Either installation pattern accounts for various joints that give way to a smooth, clean appearance.

PRODUCT SPECS



- a) **Manhattan Small Rectangle** - $7 \frac{1}{8}'' \times 14 \frac{1}{8}'' \times 2 \frac{3}{8}''$
- b) **Manhattan Square** - $14 \frac{1}{8}'' \times 14 \frac{1}{8}'' \times 2 \frac{3}{8}''$
- c) **Manhattan Large Rectangle** - $14 \frac{1}{8}'' \times 21 \frac{1}{4}'' \times 2 \frac{3}{8}''$



COLORS



Canyon Creek Blend



Earth Blend



Flagstone Blend



Granite Blend



Storm Blend

Due to variations in printing, color selections should always be chosen from actual product samples. Americana Collection pavers require a buffer between the plate compactor and the paver surface to prevent scuffing.




NEWPORT®




Smooth and linear, the Newport is a larger scaled system that creates longer, cleaner lines, less joints and a modern appearance.



PRODUCT SPECS



- a) **Newport Small Rectangle** - $11 \frac{3}{4}'' \times 17 \frac{3}{4}'' \times 2 \frac{3}{8}''$
- b) **Newport Square** - $11 \frac{3}{4}'' \times 11 \frac{3}{4}'' \times 2 \frac{3}{8}''$
- c) **Newport Large Rectangle** - $11 \frac{3}{4}'' \times 23 \frac{5}{8}'' \times 2 \frac{3}{8}''$




Packaged Together


COLORS



Canyon Creek Blend



Earth Blend



Flagstone Blend



Granite Blend



Storm Blend



JAMESTOWN®



Our Jamestown paver is an ideal paver for bordering and inlays. Perfect for sidewalks, outlying entertaining spaces, or creating decorative inlays.




a) Jamestown - $2 \frac{5}{8}'' \times 7 \frac{7}{8}'' \times 2 \frac{3}{8}''$



Smooth

COLORS



Burgundy Smooth



Charcoal Smooth



Charcoal Textured
(while supplies last)



BULLNOSE

Bullnose pavers give added dimension to any wall, step or patio application when an overhang is desired. The bullnose edge provides a smooth rounded edge that creates a slight shadow line that is the finishing detail in many applications.



PRODUCT SPECS



a



b



c



d

- a) **Single Bullnose** - 6" x 12" x 2 ³/₈"
- b) **Vintage Single Bullnose** - 6" x 12" x 2 ³/₈"
- c) **Double Bullnose** - 6" X 12" x 2 ³/₄"
- d) **Vintage Double Bullnose** - 6" x 12" x 2 ³/₄"

COLORS



Canyon Creek Blend



Charcoal



Cream



Dark Chocolate



Desert Sand



Earth Blend



Flagstone Blend

Due to variations in printing, color selections should always be chosen from actual product samples. Textured pavers require a buffer between the plate compactor and paver surface to prevent scuffing.

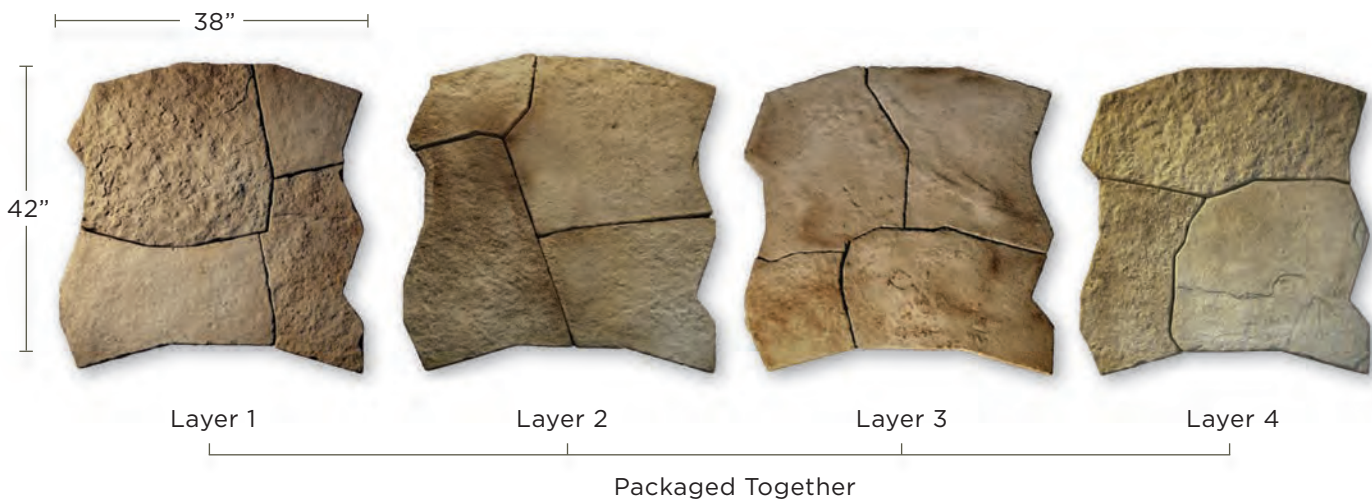


GRAND FLAGSTONE*

Large natural flagstones have been a highly sought-after material for patios and walkways for generations. Grand Flagstone maintains the attractive texture and scale of large natural flagstone, but compared to natural flagstone, can be laid in an easy-to-install pattern. Additionally, the unit thicknesses are consistent, making for a comfortable, quality finished installation.



PRODUCT SPECS




Grand Flagstone*

Dimensions - All Grand Flagstone are 1³/₄" thick

COLORS



Cuyahoga Blend




Scioto Blend

Due to variations in printing, color selections should always be chosen from actual product samples. Textured pavers require a buffer between the plate compactor and paver surface to prevent scuffing. * Not available in MI.




DIMENSIONAL FLAGSTONE*

Dimensional Flagstone mimics an authentic, tile texture using six unique shapes and various stone textures. It's the perfect choice for walkways and elegant patios that require consistent dimensions and a more formal, sophisticated look.



PRODUCT SPECS

- a) **Dimensional Flagstone*** - 6" x 12" x 2"
- b) **Dimensional Flagstone*** - 12" x 12" x 2"
- c) **Dimensional Flagstone*** - 12" x 18" x 2"
- d) **Dimensional Flagstone*** - 18" x 18" x 2"
- e) **Dimensional Flagstone*** - 18" x 24" x 2"
- f) **Dimensional Flagstone*** - 24" x 24" x 2"



a

b

c


d

e

f

Packaged Together

COLORS



Cuyahoga Blend




Scioto Blend

Due to variations in printing, color selections should always be chosen from actual product samples. Textured pavers require a buffer between the plate compactor and paver surface to prevent scuffing. * Not available in MI.




NATURAL STONE

Add a sense of class with authentic stone products. Best suited for the most exquisite designs where a random and square cut appearance is desired. Add a clean limestone border that is generally smooth in appearance with occasional raven patches to help complete the design.




PRODUCT SPECS



- a) **Natural Stone** - 11.81" x 23.62"x 1"
- b) **Natural Stone** - 17.72" x 23.62"x 1"
- c) **Natural Stone** - 23.62" x 23.62"x 1"
- d) **Natural Stone** - 23.62" x 35.43"x 1"
- e) **Natural Stone Limestone** - 11.81" x 23.62"x 1"

NATURAL STONE COLORS



Bronte

Dove Grey

Flint

Fossil

Slate Grey

LIMESTONE COLORS



Kota Black


Silver Grey



NATURAL STONE ACCESSORIES

Complete your natural stone paver project with accessories that add that final touch. Pool and wall copings, steps, curbs, pier caps and jumbo slabs are all available to complete your natural stone project.

Natural stone accessories are special order products.



Natural Stone Pier Cap



Natural Stone Pool Coping



Natural Stone Slab



Natural Stone Steps




Natural Stone Wall Stone




SPECIAL RESERVE TRAVERTINE

For those that want an upscale, elegant patio, our travertine and marble instantly elevates your space. Stocked in the French Pattern, these multi-shape tiles, are ideal for pool surrounds or areas where a clean, smooth appearance is desired. Our special reserve travertine and marble selection offers the highest quality in the industry.



PRODUCT SPECS



- a) **Small Rectangle** - 6" x 12" x 1 1/4"
- b) **Small Square*** - 8" x 8" x 1 1/4"
- c) **Small Rectangle*** - 8" x 16" x 1 1/4"
- d) **Large Square*** - 16" x 16" x 1 1/4"
- e) **Large Rectangle*** - 16" x 24" x 1 1/4"
- f) **Bullnose** - 12" x 24" x 1 1/4", 12" x 24" x 2"


* French Pattern




SPECIAL RESERVE COLORS




Ice Marble



Ivory Tusk



Noce Trail



Tahoe Marble



Sand Dune




Silver



SUPERIOR STEPPERS

Create a meandering pathway or connect two outdoor spaces together using our Superior Steppers. Our Superior Steppers compliment all paver and wall products and provide a nice alternative to traditional walk blocks or patio stones.



PRODUCT SPECS



a) **Superior Stepper** - 21" x 27" x 2"
Eight different shapes on a cube.



COLORS



Cuyahoga Blend



Scioto Blend

Due to variations in printing, color selections should always be chosen from actual product samples. Do not use a plate compactor on Superior Steppers.

INSPIRING SPACES





EDINGTON WALL STONE®

BELVEDERE

DIMENSIONAL

DIMENSIONAL COPING

KODAH

OUTCROPPING

NON-WEATHERED VERSA-LOK®

NON-WEATHERED VERSA-LOK® MOSAIC®

WEATHERED VERSA-LOK® MOSAIC®

CORNERSTONE™

MAGNUMSTONE™

OLENTANGY BLUFF TREAD™

DIMENSIONAL & IRREGULAR STEPS




EDINGTON WALL STONE®

Perfect for the homeowner doing a small decorative wall, or a party-friendly seat wall, our Edington Wall Stone® is an attractive and practical improvement upon nature's finest. Edington Wall Stone® requires no mortar and can be used in curved or straight walls, planters, columns and as steps. Available in both tumbled and non-tumbled. Decorative wall, not meant to retain heavy loads.



PRODUCT SPECS



- a) **Edington Wall Stone**® - 12" x 8" x 4"
- b) **Edington Wall Stone**® Wedge - 12" x 8" x 4"
- c) **Non-Tumbled Edington Wall Stone**® - 12" x 8" x 4"
- d) **Non-Tumbled Edington Wall Stone**® Wedge - 12" x 8" x 4"

COLORS (Shown in tumbled)



Canyon Creek Blend



Desert Sand



Earth Blend



Flagstone Blend



Limestone



Quarrystone Blend

BANDING AND ACCENTS



Charcoal

EDINGTON® FIRE PIT KIT

Build a fire pit in no time with our Edington® Fire Pit Kit. This kit has an outside diameter of 48" and a height of 12". Kit includes a steel metal ring. Optional precast caps are available for a different look at an additional cost. Great for small fires, roasting marshmallows and hot dogs.



Outside dimension 48"



BELVEDERE*

Enhance your landscape with the look of natural stone without the waste or expense. Belvedere incorporates the classic look of stone with a natural texture on both its front and back, making it a perfect choice for free-standing walls or columns. Decorative wall, not meant to retain heavy loads.



PRODUCT SPECS



Belvedere* Wall, Corner and Coping -

Wall blocks come in different sizes to create a double sided wall

Belvedere also available in corners and copings.

BELVEDERE FIREPIT

The Belvedere Fire Pit creates a rustic sophistication all its own. The Belvedere Fire Pit has an outside diameter of five feet and a height of fourteen inches. The proportions of the fire pit creates a perfect focal point for any occasion—from intimate gatherings to larger events.

COLORS



Cuyahoga Blend



Scioto Blend




Belvedere Firepit Pallet -

Each pallet contains all of the 3" and 6" tall pieces and the coping needed to create the fire pit shown above. Outside dimension 58". Fire pit includes black steel ring.



DIMENSIONAL*

The hand-dressed, chiseled texture of Dimensional Wall will truly give your landscape an understated elegance. Garden walls, freestanding walls, columns, and edging are just a few of the many possibilities. Discerning homeowners and design experts are attracted to the formal, yet natural appearance of Dimensional Wall. Decorative wall not meant to retain heavy loads.




PRODUCT SPECS



a

a) **Dimensional Wall Straight Block*** - 12" x 8" x 4"



b

b) **Dimensional Wall Wedge Block*** - 12" x 8" x 4"

COLORS



Cuyahoga Blend



Scioto Blend



DIMENSIONAL COPING*

Finish off your wall system with a chiseled, natural stone textured coping. Dimensional Coping complements most wall systems and adds the finishing touch to your natural-looking wall. Can also be used as stair treads.



PRODUCT SPECS



a

a) **Standard Coping*** - 18" x 12.5" x 2.5"


b) **Finished End Coping*** - 19" x 12.5" x 2.5"

c) **Long Coping*** - 24" x 12.5" x 2.5"

Packaged Together



b



c

COLORS



Cuyahoga Blend



Scioto Blend




KODAH*

The Kodah Wall is the perfect mix of rustic and modern. The wall boasts large scale wall units with linear proportions. Its freshly quarried stone texture compliments a variety of applications. Designed to retain medium to heavy loads.



PRODUCT SPECS



COLORS



Cuyahoga Blend



Scioto Blend

Due to variations in printing, color selections should always be chosen from actual product samples.
* Not available in MI.



OUTCROPPING*

Unlock the beauty and nuance of nature itself in your outdoor setting with the Outcropping Wall Collection. Incorporate the classic look of weather-hewn stone and steps in a variety of natural sculpted faces. Each piece is made of architectural-grade, precast concrete of the finest quality, the integrity of which will not be compromised by weather's unpredictable elements. Designed to retain heavy loads.



PRODUCT SPECS



a

a) **Outcropping Wall Stone*** - 12" H x 42" L
(unit shown is one of a 12 piece modular system)

b) **Outcropping Wall Stone*** - 12" H x 54" L
(unit shown is one of a 12 piece modular system)



b

Outcropping Wall Stone Corner 6" - 6" H x 39" L x 27" D

Outcropping Wall Stone Corner 12" - 12" H x 48" L x 30" D

COLORS



Cuyahoga Blend



Scioto Blend

Due to variations in printing, color selections should always be chosen from actual product samples.

* Not available in MI.




NON-WEATHERED VERSA-LOK®

When looking for a retaining wall unit that is engineered to retain heavy loads, Versa-Lok's® solid unit durability is the perfect fit. Versa-Lok® is the only solid, true top to bottom pinned system on the market. It's durable, design friendly, and virtually maintenance free attributes handle the harshest conditions. Designed to retain medium to heavy loads.



PRODUCT SPECS



- a) **Versa-Lok®** - 16" (face) x 14" (rear) x 12" D x 6" H
- b) **Smooth Top Versa-Lok®** - 16" (face) x 14" (rear) x 12" D x 6" H
- c) **Rectangular Cap** - 16" (face) x 11⁵/₈" D x 3⁵/₈" H
- d) **Solid Corner** - 7⁷/₈" (face) x 12" D x 6" H
- e) **Full Return Corner** - 16" (face) x 7⁷/₈" D x 6" H

COLORS



Antique Blend




Canyon Creek Blend



Charcoal



Chestnut Blend



Desert Sand Blend



Earth Blend



Flagstone Blend



Granite Blend



Gray Blend




Storm Blend




NON-WEATHERED VERSA-LOK® MOSAIC®

Four different segmental retaining wall options: Standard, Accent, Cobble and Mosaic®. Our Non-Weathered Versa-Lok® Mosaic® Retaining walls can create everything from small, four-foot backyard walls to 40-foot serpentine walls. Use the three sizes together to form the Mosaic® System or separate for three unique walls. Designed to retain medium to heavy loads.



PRODUCT SPECS



- a) **Versa-Lok® Non-Weathered Standard** - 16" (face) x 14" (rear) x 12" D x 6" H
- b) **Versa-Lok® Non-Weathered Cobble** - 8" (face) x 12" D x 6" H
- c) **Versa-Lok® Non-Weathered Accent** - 12" (face) x 12" D x 4" H
- d) **Rectangular Cap** - 16" (face) x 11⁵/₈" D x 3⁵/₈" H
- e) **Solid Corner** - 7⁷/₈" (face) x 12" D x 6" H
- f) **Full Return Corner** - 16" (face) x 7⁷/₈" D x 6" H


COLORS




Canyon Creek Blend



Earth Blend



Flagstone Blend



Granite Blend




Storm Blend



WEATHERED VERSA-LOK® MOSAIC®

Recreate the intimate setting of a quaint European countryside right in your own backyard using Weathered Versa-Lok® Mosaic® Retaining Walls. Marvel at the age-old craftsmanship each and every random-patterned Mosaic® wall exudes. Three unique Versa-Lok® units- Standard, Cobble, and Accent-combine to form a Mosaic® wall that's redolent of another age. Designed to retain medium to heavy loads.



PRODUCT SPECS



a



b



c



d



e



f

a) **Versa-Lok® Weathered Standard** - 16" (face) x 14" (rear) x 12" D x 6" H

b) **Weathered Cobble** - 8" (face) x 12" D x 6" H

c) **Weathered Accent** - 12" (face) x 12" D x 4" H

d) **Rectangular Cap** - 16" (face) x 11⁵/₈" D x 3⁵/₈" H

e) **Solid Corner Unit** - 7⁷/₈" (face) x 12" D x 6" H

f) **Full Return Corner** - 16" (face) x 7⁷/₈" D x 6" H

COLORS



Canyon Creek Blend



Earth Blend



Flagstone Blend



Granite Blend



Storm Blend

Due to variations in printing, color selections should always be chosen from actual product samples.



CORNERSTONE® 100

The CornerStone® 100 Wall System is comprised of large hollow-core tapered units that erect quickly without the need for pins or clips. Each unit equals one square foot. Easy to handle, easy to install; CornerStone is designed and engineered for commercial construction. Designed to retain heavy loads.



PRODUCT SPECS



- a) **CornerStone 100®** - 18" (face) x 12" D x 8" H
- b) **CornerStone® Reversible Corner** - 18" (face) x 8" D x 8" H
- c) **CornerStone® Rectangular Cap** - 18" (face) x 12" D x 4" H

COLORS



Desert Sand



Granite Blend

CUSTOM COLORS AVAILABLE




MAGNUMSTONE®

MagnumStone® is a wet-cast, large block, retaining wall system that was developed for commercial applications. MagnumStone is especially effective when used as a gravity wall system where space is limited behind the wall. MagnumStone is one of the quickest and easiest wall systems to build. The flexibility and ease of installation due to its light weight and hollow core, provides the end user with many options to solve nearly any wall situation. Engineered to be DOT compliant.



PRODUCT SPECS



- a) **Standard** - 48"(face) x 39"(rear) x 24"D x 24"H
- b) **Standard Base** - 48"(face) x 39"(rear) x 24"D x 24"H
- c) **Standard Top** - 48"(face) x 39"(rear) x 24"D x 24"H
- d) **Half High** - 48" (face) x 39" (rear) x 24"D 12" H
- e) **Half High Base** - 48" (face) x 39" (rear) x 24"D 12" H
- f) **Half High Top** - 48" (face) x 39" (rear) x 24"D 12" H
- g) **2 ft. Extender** - 30"(rear) x 24"D x 24"H
- h) **4 ft. Extender** - 30"(rear) x 48"D x 24"H
- i) **Corner/End** - 2" (top width) x 4" (bottom width) x 8" D x 24"H
- j) **Half High Corner End** - 3" (top width) x 4" (bottom width) x 9"D x 12"H

COLORS




Gray

Due to variations in printing, color selections should always be chosen from actual product samples.




OLENTANGY BLUFF TREAD™

Combine the character of natural stone with the proven durability of concrete. Our Olentangy Bluff Tread features a smooth-top and random face texture to ensure a natural and unique appearance.



PRODUCT SPECS



- a) **Olentangy Bluff Tread™** - 36" L x 16" D x 6" H
- b) **Olentangy Bluff Tread™** - 48" L x 16" D x 6" H
- c) **Olentangy Bluff Tread™** - 60" L x 16" D x 6" H
- d) **Olentangy Bluff Tread™** - 72" L x 16" D x 6" H

COLORS



Cuyahoga Blend




Scioto Blend



DIMENSIONAL & IRREGULAR STEPS

The Dimensional & Irregular Step Collection gives you the rugged attractiveness of natural stone but combines it with the safety and comfort of a uniform rise. Irregular Steps are perfect for free-flowing, natural staircases, while Dimensional Steps are ideal for more formal, sophisticated settings.



PRODUCT SPECS



a) Irregular Steps*

All irregular steps have 7" rise

42" L x 17" D x 7" H

42" L x 26" D x 7" H

54" L x 22" D x 7" H

48" L x 24" D x 7" H

48" L x 28" D x 7" H

60" L x 24" D x 7" H

b) Dimensional Steps*

All dimensional steps have 7" rise

36" L x 18" D x 7" H

48" L x 18" D x 7" H

72" L x 30" D x 7" H

Packaged Together

COLORS



Cuyahoga Blend



Scioto Blend

EDINGTON® FIRE PIT

Build a fire pit in no time with our Edington Fire Pit Kit. Place base units on 4-6 inches of prepared compacted base and adhere units as you construct. Great for small fires, roasting marshmallows and hot dogs. Available in both tumbled and non-tumbled Edington's.



Optional
Precast Caps
/


**OVERALL
DIMENSIONS**
12" H x 48"
Diameter



KIT COMPONENTS

- 39 Edington Wall Stone Wedge Units
- 3 - 10 oz. Tubes of Adhesive
- Steel Ring
- Optional Grill Grate
- Optional Precast Rockface Caps

EDINGTON COLORS



Canyon Creek Blend

Charcoal

Desert Sand

Earth Blend




Flagstone Blend

Limestone

Quarrystone Blend

PRECAST CAP COLORS



Cuyahoga Blend

Scioto Blend

BELVEDERE FIRE PIT KIT*

The Belvedere Fire Pit creates a rustic sophistication all its own. The Belvedere Fire Pit has a diameter of approximately five feet and a height of fourteen inches, the proportions of the fire pit creates a perfect focal point for any occasion—from intimate gathers to larger events. The Belvedere Fire Pit blends seamlessly with the entire collection of attractive paver and wall lines. Kit includes steel metal ring.



OVERALL DIMENSIONS
14" H x 58" Diameter

BELVEDERE COLORS



Cuyahoga Blend



Scioto Blend

KIT COMPONENTS

- 52 Belvedere Units
- 3 - 10 oz. Tubes of Adhesive
- Steel Ring
- Optional Grill Grate

Due to variations in printing, color selections should always be chosen from actual product samples. * Not available in MI.

DIMENSIONAL FIRE PIT KIT*

The Dimensional Wall Fire Pit Kit features hand-hewn stone texture with consistent dimensions to create a natural looking square fire pit.




OVERALL DIMENSIONS

12" H × 44" W × 44" D

KIT COMPONENTS

- 36 Dimensional Units
- 3 - 10 oz. Tubes of Adhesive
- Steel Liner

COLORS



Cuyahoga Blend



Scioto Blend

KODAH FIRE PIT KIT*

The Dimensional Wall Fire Pit Kit features hand-hewn stone texture with consistent dimensions to create a natural looking square fire pit.



OVERALL DIMENSIONS

12" H × 48" Diameter

KIT COMPONENTS

- 16 Kodah Wall Corner Units
- 3 - 10 oz. Tubes of Adhesive
- Steel Liner

COLORS



Cuyahoga Blend



Scioto Blend

EDINGTON® PUB TABLE

Add additional entertaining space with our Pub Table Kit. The large table top allows plenty of room to enjoy drinks or a snack. The bottom foot rest is great for propping up your feet. Available in both tumbled and non-tumbled Edington's.




OVERALL DIMENSIONS
42"H x 48"W x 48"D

KIT COMPONENTS

- 36 Edington Wall Stone pieces - stocked kit colors below
- 1-42" Table Top with 2" hole
- 1-28" Foot Rest with 2" hole - Both pieces 3" thick - The 2" hole fits standard umbrella (not included)
- 2-10 oz. Tubes of Adhesive
- Optional 42" Round Table Top with 2" hole (non stock)

EDINGTON COLORS




Canyon Creek Blend Charcoal Desert Sand Earth Blend



Flagstone Blend Limestone Blend Quarrystone Blend

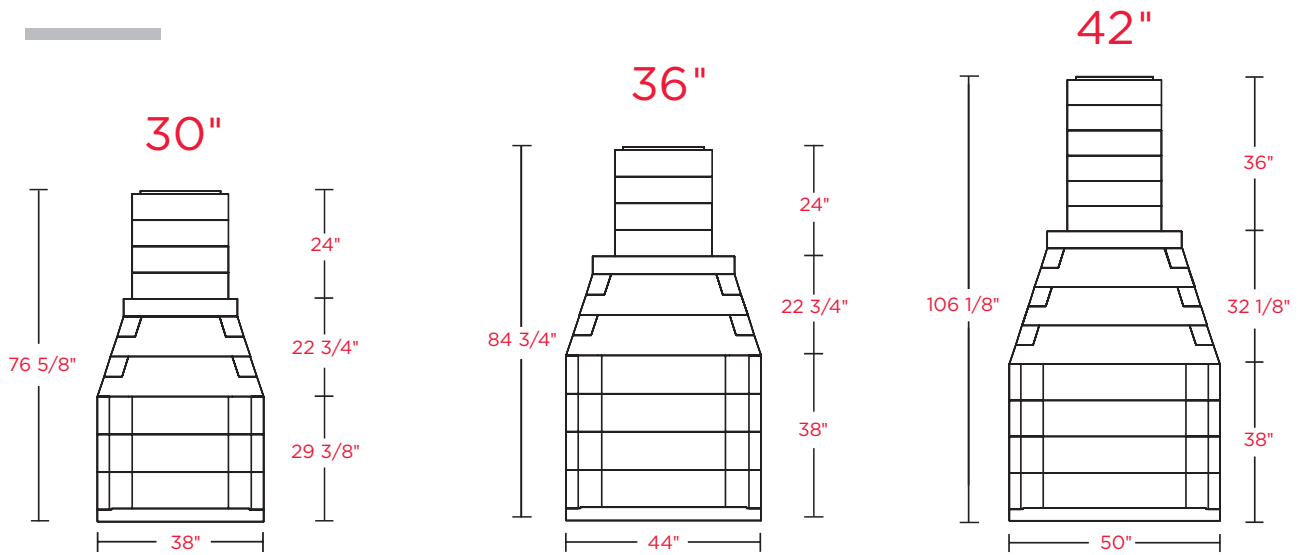
PRECAST CAP COLORS



Cuyahoga Blend Scioto Blend



FIREROCK® FIREPLACES



Model	Overall Height	Overall Depth	Overall Width	Overall Diameter	Firebox Opening Height	Smoke Chamber Height	Weight in Pounds
30" Outdoor Fireplace	76.63"	28.5"	38"	n/a	29.38"	23"	1900
36" Outdoor Fireplace	84.75"	28.5"	44"	n/a	38"	23"	2100
42" Outdoor Fireplace	106.13"	28.5"	50"	n/a	38"	32.5"	2600
36" Arched Front Outdoor Fireplace	84.75"	28.5"	44"	n/a	34**	23"	2160
42" Arched Front Outdoor Fireplace	106.13"	28.5"	50"	n/a	34**	32.5"	2670

*Measurement at top of arch. ** Height Extension Kit adds 6 inches to overall height. The kit also adds 320-1512 lbs depending on the width of the FireRock.

COLUMN CAPS



Rockface Column Cap



Rosetta® Belvedere Column Cap

STOCKED ROCKFACE CAP SIZES

- 24" x 24" x 2"
- 24" x 24" x 3"
- 28" x 28" x 2"
- 28" x 28" x 3"



Natural Stone Pier Cap & Coping

PRECAST CAP COLORS



Cuyahoga Blend



Scioto Blend



Bullnose Column Cap

FIREPLACES & FIRE PITS



Edington Fireplace



Belvedere Fire Pit Kit



Dimensional Wall Fire Pit



Kodah Fire Pit



Edington Fire Pit



Custom Belvedere Fire Pit



KICHLER® LIGHTING

Let your landscape lighting illuminate every occasion and invite people into your home safely and beautifully highlighting walkways, architectural elements, gathering spaces, water features and more. A landscape lighting professional can show you all of the possibilities to deliver the best, most efficient lighting to bring your home to life.

Kichler® Landscape Lighting offers some of the most technologically advanced products available. They are engineered and tested to perform under extreme environmental conditions and are backed by Kichler's industry-leading 15 year warranty.



ENJOY THE OUTDOORS UNDER A SHADE

PAVILIONS

Pavilions can be an extension of your home, or a freestanding structure providing shade and visual interest to your yard.

PERGOLAS

If you want to immerse yourself in the outdoors, but enjoy some sun protection, pergolas are a perfect fit.

GAZEBOS

Gazebos allow you to enjoy the outdoors while being comfortable and sheltered.




Pavilion with Shingle Roof



Pavilion with Metal Roof



Vinyl Gazebo



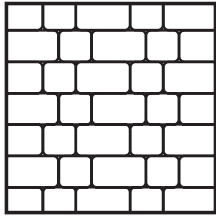
Vinyl Pergola




Cedar Pergola

PAVER PATTERNS


LEXINGTON



Muster D
40% Lexington 14
60% Lexington 21




Muster K
28% Lexington 14
72% Lexington 21

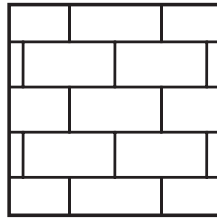


Running Bond
10, 14, or 21


PLYMOUTH



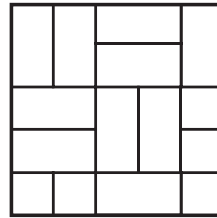
90° Herringbone



Running Bond

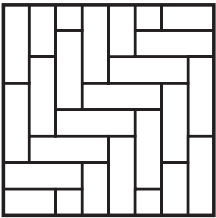


45° Herringbone




Basketweave


JAMESTOWN



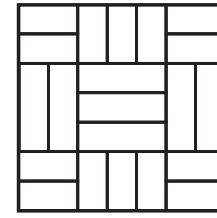
90° Herringbone



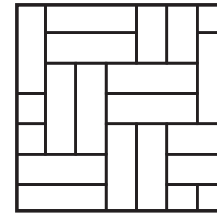
Running Bond



45° Herringbone




Pattern A



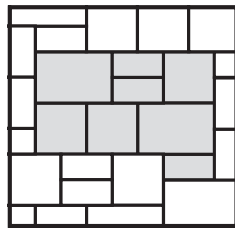
Pattern B

MALIBU



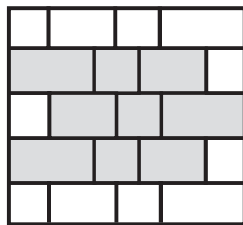
Pattern A

OZARK & MANHATTAN

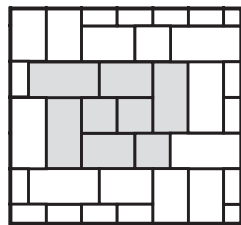


Pattern A

NEWPORT

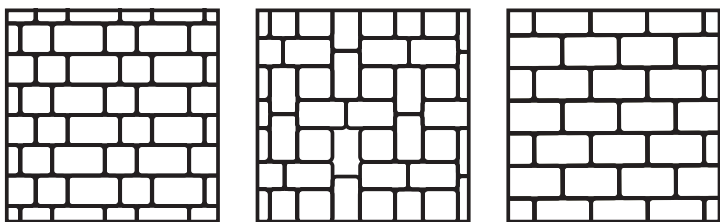


Pattern A



Pattern B

VINTAGE FLAT TOP WASHINGTON PAVERS




Muster D
40% Wash. 14
60% Wash. 21

Muster K
28% Wash. 14
72% Wash. 21

Running Bond
10, 14, or 21

NATURAL STONE PAVERS

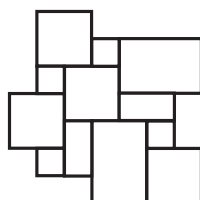


Running Bond
11.81" x 23.62",
17.72" x 23.62", or
23.62" x 35.43"

4 Piece Random
25% 11.81" x 23.62"
30% 17.72" x 23.62"
25% 23.62" x 35.43"
20% 23.62" x 23.62"

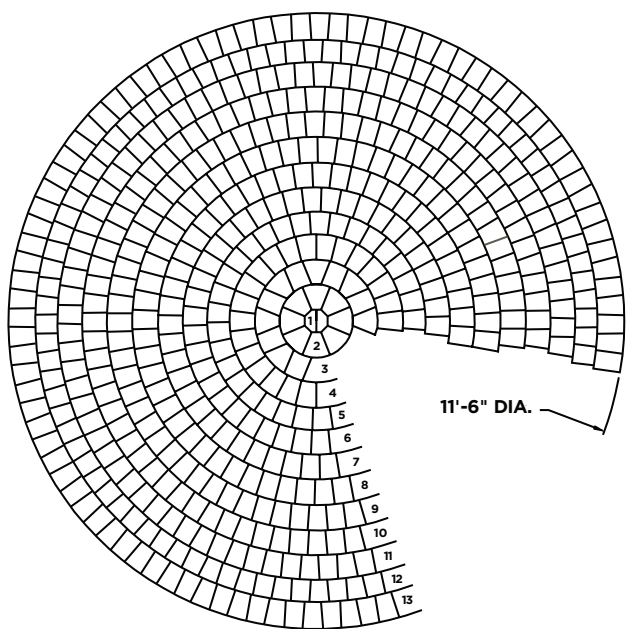
Jumbo Muster K
28% Large Sq.
72% Jumbo Rec.

TRAVERTINE PAVERS



French Pattern

LEXINGTON CIRCLE® PAVER



	Row	Circle Dia.	Installation Pattern	Paver Description Series
First Circle Pack	1	5 1/2"	Single	2 Half Circle Pieces
	2	16 1/2"	Single	8 Large Wedges
	3	27 1/2"	Alternate	8 Large Wedges, 8 Lex. 10's
	4	38 1/2"	Single	26 Small Wedges
	5	49 1/2"	Single	33 Small Wedges
	6	60 1/2"	Single	42 Small Wedges
	7	71 1/2"	Alternate	25 Small Wedges, 25 Lex. 10's
	8	82 1/2"	Alternate	29 Small Wedges, 29 Lex. 10's
	9	93 1/2"	Alternate	34 Small Wedges, 34 Lex. 10's
	10	104 1/2"	Alternate	38 Small Wedges, 38 Lex. 10's
	11	115 1/2"	Alternate	42 Small Wedges, 42 Lex. 10's
	12	127"	Alternate	46 Small Wedges, 46 Lex. 10's
	13	138"	Alternate	50 Small Wedges, 50 Lex. 10's
Notes	Due to the complex shapes of the pieces in a circle, there will be some extra pieces not used for standard installation.			

Half Circle Pieces = +6 units waste

Large Wedge Pieces = 0 units waste

Small Wedge Pieces = +3 units waste

Lexington 10 Pieces = you will need to add 6 extra 10's to complete layer 12, and 50 extra 10's to complete layer 13.

PACKAGING REFERENCE GUIDE

PAVER PRODUCTS		STOCKED	NOMINAL DIMENSIONS	DIMENSIONS	WEIGHT PER SQ. FT
Flat Top Washington* 21		X	5 1/2" x 8 1/4" x 2 3/8"	140 mm x 210 mm x 60 mm	29
Vintage Flat Top Washington* 14		X	5 1/2" x 5 1/2" x 2 3/8"	140 mm x 140 mm x 60 mm	29
Vintage Flat Top Washington* 21		X	5 1/2" x 8 1/4" x 2 3/8"	140 mm x 210 mm x 60 mm	29
AMERICANA COLLECTION	Lexington* 10	X	4 1/8" x 5 1/2" x 2 3/8"	105 mm x 140 mm x 60 mm	29
	Lexington* 14	X	5 1/2" x 5 1/2" x 2 3/8"	140 mm x 140 mm x 60 mm	29
	Lexington* 21	X	4 1/8" x 8 1/4" x 2 3/8"	140 mm x 210 mm x 60 mm	29
	Lexington Circle* <small>Requires one layer of Lexington 10s to assemble 11.6" diameter circle</small>	X	N/A	N/A	29
	Plymouth*	X	4" x 8" x 2 3/8"	100 mm x 200 mm x 60 mm	29
	Malibu* Small Rectangle	X	4 3/4" x 9 3/8" x 2 3/8"	120 mm x 240 mm x 60 mm	29
	Malibu* Square	X	9 3/8" x 9 3/8" x 2 3/8"	240 mm x 240 mm x 60 mm	29
	Malibu* Large Rectangle	X	9 3/8" x 14 1/8" x 2 3/8"	240 mm x 360 mm x 60 mm	29
	Ozark* Small Rectangle	X	7 1/8" x 14 1/8" x 2 3/8"	180 mm x 360 mm x 60 mm	29
	Ozark* Square	X	14 1/8" x 14 1/8" x 2 3/8"	360 mm x 360 mm x 60 mm	29
	Ozark* Large Rectangle	X	14 1/8" x 21 1/4" x 2 3/8"	360 mm x 540 mm x 60 mm	29
	Manhattan* Small Rectangle	X	7 1/8" x 14 1/8" x 2 3/8"	180 mm x 360 mm x 60 mm	29
	Manhattan* Square	X	14 1/8" x 14 1/8" x 2 3/8"	360 mm x 360 mm x 60 mm	29
	Manhattan* Large Rectangle	X	14 1/8" x 21 1/4" x 2 3/8"	360 mm x 540 mm x 60 mm	29
	Newport* Small Rectangle	X	11 3/4" x 17 3/4" x 2 3/8"	300 mm x 300 mm x 60 mm	29
Newport* Square	X	11 3/4" x 11 3/4" x 2 3/8"	300 mm x 450 mm x 60 mm	29	
Newport* Large Rectangle	X	11 3/4" x 23 5/8" x 2 3/8"	300 mm x 600 mm x 60 mm	29	
Jamestown* Smooth and Textured	X	2 5/8" x 7 7/8" x 2 3/8"	67 mm x 200 mm x 60 mm	29	
Single Bullnose Paver	X	6" x 12" x 2 3/8"	152 mm x 305 mm x 60 mm	30.0	
Vintage Single Bullnose Paver	X	6" x 12" x 2 3/8"	152 mm x 305 mm x 60 mm	30.0	
Double Bullnose Paver	X	6" x 12" x 2 3/4"	152 mm x 305 mm x 70 mm	30.0	
Vintage Double Bullnose Paver	X	6" x 12" x 2 3/4"	152 mm x 305 mm x 70 mm	30.0	
Grand Flagstone¥	X	15 unique shapes at 1 3/4" thickness	N/A	20.5	
Dimensional Flagstone¥	X	Comprised of six sizes, per cube	N/A	24.0	
Superior Steppers¥	X	21" x 27" x 2" (Dimensions vary slightly by paver)	533 mm x 686 mm x 51 mm	N/A	

MARBLE & TRAVERTINE

	STOCKED	NOMINAL DIMENSIONS
Special Reserve Marble & Travertine	X	French Pattern
Special Reserve Marble	X	6" x 12" x 1 1/4"
Special Reserve Travertine	X	6" x 12" x 1 1/4"
Special Reserve Bullnose Coping	X	12" x 24" x 1 1/4"
Special Reserve Bullnose Coping	X	12" x 24" x 2"

SPECIAL NOTES: * Asterisk denotes non-stocked shape or color
 ¥ Not available in Michigan
 † Also available in Weathered

Larger circles can be obtained by adding additional Lexington 10's
 Due to the complex size of the pieces in a circle, there will be some extra pieces.
 Weight per Cube does not include pallet weight.

UNITS PER SQ. FT.	UNITS PER LAYER	LAYERS PER CUBE	UNITS PER CUBE	WEIGHT PER CUBE	SQ. FT. PER UNIT	SQ. FT. PER LAYER	SQ. FT. PER CUBE	COLOR STOCKED	
3.17	42	8	336	3074	0.32	17.00	106	Charcoal	
4.76	56	9	504	3069	0.21	12.50	105.84	Vintage: Canyon Creek, Charcoal, Earth, Flagstone, Granite	
3.17	42	8	336	3074	0.32	17.00	106	Vintage: Canyon Creek, Charcoal, Desert Sand, Earth, Flagstone, Granite	
6.34	72	9	648	2965	0.16	11.36	102.24	Canyon Creek, Charcoal, Desert Sand, Earth, Flagstone, Granite, Storm	
4.76	56	9	504	3069	0.21	11.76	105.84	Canyon Creek, Charcoal, Desert Sand, Earth, Flagstone, Granite, Storm	
3.17	42	8	336	3074	0.32	13.25	106	Canyon Creek, Charcoal, Desert Sand, Earth, Flagstone, Granite, Storm	
N/A	76	9	608	3011	N/A	N/A	103.84	Canyon Creek, Earth, Flagstone, Granite	
4.7	54	9	486	2999	0.21	11.48	103.32	Canyon Creek, Charcoal, Cream, Dark Chocolate, Desert Sand, Earth, Flagstone, Granite	
3.23	13	8	104	2851	0.31	4.03	12.29 combined sq. ft.	98.32	Canyon Creek, Earth, Flagstone, Granite, Storm
1.64	6	8	48	2851	0.61	3.66		98.32	Canyon Creek, Earth, Flagstone, Granite, Storm
1.09	5	8	40	2851	0.92	4.6		98.32	Canyon Creek, Earth, Flagstone, Granite, Storm
1.43	3	10	30	3024	0.70	2.1	10.43 combined sq. ft.	104.3	Canyon Creek, Earth, Flagstone, Granite, Storm
0.72	3	10	30	3024	1.39	4.17		104.3	Canyon Creek, Earth, Flagstone, Granite, Storm
0.48	2	10	20	3024	2.08	4.16		104.3	Canyon Creek, Earth, Flagstone, Granite, Storm
1.43	3	10	30	3024	0.7	2.1	10.43 combined sq. ft.	104.3	Canyon Creek, Earth, Flagstone, Granite, Storm
0.72	3	10	30	3024	1.39	4.17		104.3	Canyon Creek, Earth, Flagstone, Granite, Storm
0.48	2	10	20	3024	2.08	4.16		104.3	Canyon Creek, Earth, Flagstone, Granite, Storm
0.69	2	9	18	3020	1.45	2.9	11.57 combined sq. ft.	104.13	Canyon Creek, Earth, Flagstone, Granite, Storm
1.04	3	9	27	3020	0.96	2.88		104.13	Canyon Creek, Earth, Flagstone, Granite, Storm
0.52	3	9	27	3020	1.93	5.79		104.13	Canyon Creek, Earth, Flagstone, Granite, Storm
7.14	78	5	390	1583	0.14	10.92	54.6	Burgundy, Charcoal	
N/A	56	3	168	2318	N/A	N/A	84	Canyon Creek, Charcoal, Cream, Dark Chocolate, Desert Sand, Earth, Flagstone	
N/A	56	3	192	2592	N/A	N/A	96	Canyon Creek, Charcoal, Cream, Dark Chocolate, Desert Sand, Earth, Flagstone	
N/A	48	3	144	2160	N/A	N/A	72	Canyon Creek, Charcoal, Cream, Dark Chocolate, Desert Sand, Earth, Flagstone	
N/A	48	3	192	3072	N/A	N/A	96	Canyon Creek, Charcoal, Cream, Dark Chocolate, Desert Sand, Earth, Flagstone	
N/A	N/A	8	32	2160	N/A	N/A	88	Cuyahoga, Scioto	
N/A	N/A	8	48	2350	N/A	12.25	98	Cuyahoga, Scioto	
N/A	N/A	6	24	1950	N/A	N/A	N/A	Cuyahoga, Scioto	

PCS. PER CRATE	SQ. FT. PER CRATE	LBS PER CRATE	COLOR STOCKED
	176	2933	Ice Marble, Ivory Tusk, Noce Trail, Tahoe Marble, Sand Dune, Silver
	200	3333	Ice Marble, Tahoe Marble
	200	3000	Ivory Tusk, Noce trail, Sand Dune, Silver
66		990	Ice Marble, Ivory Tusk, Noce Trail, Tahoe Marble, Sand Dune, Silver
40		800	Ice Marble, Ivory Tusk, Noce Trail, Tahoe Marble, Sand Dune, Silver

Paver Color Blends: Canyon Creek= buff, charcoal, maroon; Desert Sand= buff; Earth=brown, buff, charcoal; Flagstone=buff, charcoal, gray; Granite=charcoal, gray; Storm=brown, light grey, black.

Due to color variations of pavers, it is advisable to remove them from multiple pallets to insure optimal color blending.

RETAINING WALL PACKAGING REFERENCE GUIDE

RETAINING WALL PRODUCTS	STOCKED	NOMINAL DIMENSIONS	DIMENSIONS	WEIGHT PER SQ. FT	
Edington Wall Stone*	X	12" front x 8" depth x 4" height	300 mm x 200 mm x 100 mm	90	
Edington Wall Wedge	X	12" front x 8" depth x 4" height	300 mm x 200 mm x 100 mm	75	
Non-Tumbled Edington Wall Stone*	X	12" front x 8" depth x 4" height	300 mm x 200 mm x 100 mm	90	
Non-Tumbled Edington Wall Stone Wedge*	X	12" front x 8" depth x 4" height	300 mm x 200 mm x 100 mm	75	
Belvedere Walls¥	X	Random sizes available	Varies in size	91.667	
Belvedere Corners¥	X	Random sizes available	Varies in size	63.33	
Belvedere Coping¥	X	Random sizes available	Varies in size	N/A	
Dimensional Wall¥	X	Random sizes available	Varies in size	84	
Dimensional Wedge¥	X	Random sizes available	Varies in size	N/A	
Dimensional Coping – Standard	PACKAGED LAYER	X	18" front x 12.5" depth x 2.5" height	Varies in Size	N/A
Dimensional Coping – Finished End		X	19" front x 12.5" depth x 2.5" height	Varies in Size	N/A
Dimensional Coping – Long		X	24" front x 12.5" depth x 2.5" height	Varies in Size	N/A
Kodah Wall	X	Random Sizes Available	Varies in size	N/A	
Kodah Wall Corner	X	21" front x 10.5" depth x 6" height	533 mm x 267 mm x 152 mm	N/A	
Outcropping¥	X	Wall, corner (6" & 12") available	Varies in size	222.22	
Non-Weathered Versa-Lok® Standard	X	16" front x 12" depth x 6" height	406 mm x 305 mm x 152 mm	123	
Non-Weathered Versa-Lok® Smooth Top	X	16" front x 12" depth x 6" height	406 mm x 305 mm x 152 mm	123	
Non-Weathered Rectangular Retaining Wall Cap	X	16" front x 11 5/8" depth x 3 5/8" height	397 mm x 295 mm x 92 mm	51	
Non-Weathered Versa-Lok® Solid Corner†	X	7 7/8" front x 12" depth x 6" height	203 mm x 305 mm x 152 mm	41	
Non-Weathered Versa-Lok® Full Return Corner†	X	8" front x 16" depth x 6" height	203 mm x 406 mm x 152 mm	48	
Non-Weathered Versa-Lok® Cobble	X	8" front x 12" depth x 6" height	203 mm x 305 mm x 152 mm	123	
Non-Weathered Versa-Lok® Accent	X	12" front x 12" depth x 4" height	305 mm x 305 mm x 102 mm	123	
Weathered Versa-Lok® Standard	X	16" front x 12" depth x 6" height	406 mm x 305 mm x 152 mm	123	
Weathered Rectangular Retaining Wall Cap	X	16" front x 11 5/8" depth x 3 5/8" height	397 mm x 295 mm x 92 mm	51	
Weathered Versa-Lok® Solid Corner†	X	7 7/8" front x 12" depth x 6" height	203 mm x 305 mm x 152 mm	41	
Weathered Versa-Lok® Full Return Corner†	X	8" front x 16" depth x 6" height	203 mm x 406 mm x 152 mm	48	
Weathered Versa-Lok® Cobble	X	8" front x 12" depth x 6" height	203 mm x 305 mm x 152 mm	123	
Weathered Versa-Lok® Accent	X	12" front x 12" depth x 4" height	305 mm x 305 mm x 102 mm	123	
CornerStone 100	X	18" front x 12" depth x 8" height	457 mm, 305mm x 203mm	80	
CornerStone Reversible Corner	X	18" front x 8" depth x 8" height	457mm x 203mm x 203mm	76	
CornerStone Rectangular Cap	X	18" front x 12" depth x 4" height	457mm x 305mm x 102mm	69	
Olentangy Bluff Tread™	X	36" front x 16" depth x 6" height	914 mm x 406 mm x 152 mm	N/A	
Olentangy Bluff Tread™ (Front width can vary up to 1.5")	X	48 1/2" front x 16" depth x 6" height	1257 mm x 406 mm x 152 mm	N/A	
Olentangy Bluff Tread™	X	60" front x 16" depth x 6" height	1524 mm x 406 mm x 152 mm	N/A	
Olentangy Bluff Tread™	X	72" front x 16" depth x 6" height	1829 mm x 406 mm x 152 mm	N/A	
Irregular Steps¥	X	42"- 60" front x 17"-28" depth x 7" height	Varies in size	N/A	
Dimensional Steps 3'¥	X	36" front x 18" depth x 7" height	914 mm x 457 mm x 178 mm	N/A	
Dimensional Steps 4'¥	X	48" front x 18" depth x 7" height	1219 mm x 457 mm x 178 mm	N/A	
Dimensional Steps 6'¥	X	72" front x 30" depth x 7" height	1829 mm x 762 mm x 178 mm	N/A	

SPECIAL NOTES: * Asterisk denotes non-stocked shape or color

¥ Not available in Michigan

† Also available in Weathered

	UNITS PER SQ. FT.	UNITS PER BAND	UNITS PER CUBE	WEIGHT PER CUBE	SQ. FT. PER UNIT	SQ. FT. PER LAYER	SQ. FT. PER CUBE	COLOR STOCKED
	3.00	N/A	100	2880	0.333	N/A	32.00	Canyon Creek, Charcoal, Desert Sand, Earth, Flagstone, Limestone, Quarystone
	3.00	N/A	90	2400	0.333	N/A	30.00	Canyon Creek, Charcoal, Desert Sand, Earth, Flagstone, Limestone, Quarystone
	3.00	N/A	132	2880	0.333	N/A	32.00	Canyon Creek, Charcoal, Desert Sand, Earth, Flagstone, Limestone, Quarystone
	3.00	N/A	90	2400	0.333	N/A	30.00	Canyon Creek, Charcoal, Desert Sand, Earth, Flagstone, Limestone, Quarystone
	N/A	N/A	N/A	2475	N/A	N/A	27.00	Cuyahoga, Scioto
	N/A	N/A	N/A	1520	N/A	N/A	24.00	Cuyahoga, Scioto
	N/A	N/A	N/A	1550	N/A	N/A	66.00/LNFT	Cuyahoga, Scioto
	3.00	N/A	75	2100	N/A	N/A	25.00	Cuyahoga, Scioto
	3.00	N/A	100	2000	N/A	N/A	N/A	Cuyahoga, Scioto
	N/A	N/A	N/A	1950	N/A	N/A	63.00/LNFT	Cuyahoga, Scioto
	N/A	N/A	N/A	1950	N/A	N/A	63.00/LNFT	Cuyahoga, Scioto
	N/A	N/A	N/A	1950	N/A	N/A	63.00/LNFT	Cuyahoga, Scioto
	N/A	N/A	18	2400	N/A	N/A	21.00	Cuyahoga, Scioto
	N/A	N/A	16	1600	N/A	N/A	21.00	Cuyahoga, Scioto
	N/A	N/A	N/A	4000	N/A	N/A	18.00	Cuyahoga, Scioto
	1.50	N/A	32	2624	0.667	N/A	21.33	Antique, Canyon Creek, Charcoal, Chestnut, Desert Sand, Earth, Flagstone, Granite, Gray, Storm
	1.50	N/A	32	2624	0.667	N/A	21.33	Antique, Canyon Creek, Charcoal, Chestnut, Desert Sand, Earth, Flagstone, Granite, Gray, Storm
	N/A	N/A	48	2304	N/A	N/A	N/A	Antique, Canyon Creek, Charcoal, Chestnut, Desert Sand, Earth, Flagstone, Granite, Gray, Storm
	3.00	N/A	64	2624	N/A	N/A	N/A	Antique, Canyon Creek, Charcoal, Chestnut, Desert Sand, Earth, Flagstone, Granite, Gray, Storm
	N/A	N/A	48	2304	N/A	N/A	N/A	Antique, Canyon Creek, Charcoal, Chestnut, Desert Sand, Earth, Flagstone, Granite, Gray, Storm
	3.00	N/A	64	2624	0.333	N/A	21.33	Canyon Creek, Earth, Flagstone, Granite, Storm
	3.00	N/A	60	2422	0.333	N/A	20.00	Canyon Creek, Earth, Flagstone, Granite, Storm
	1.50	N/A	32	2624	0.667	N/A	21.33	Canyon Creek, Earth, Flagstone, Granite, Storm
	N/A	N/A	48	2304	N/A	N/A	N/A	Canyon Creek, Earth, Flagstone, Granite, Storm
	3.00	N/A	64	2624	N/A	N/A	N/A	Canyon Creek, Earth, Flagstone, Granite, Storm
	N/A	N/A	48	N/A	N/A	N/A	N/A	Canyon Creek, Earth, Flagstone, Granite, Storm
	3.00	N/A	64	2624	0.333	N/A	21.33	Canyon Creek, Earth, Flagstone, Granite, Storm
	3.00	N/A	60	2422	0.333	N/A	20.00	Canyon Creek, Earth, Flagstone, Granite, Storm
	1.00	N/A	40	3200	1.00	N/A	40.00	Desert Sand, Granite
	1.00	N/A	40	3040	1.00	N/A	40.00	Desert Sand, Granite
	N/A	N/A	48	3300	N/A	N/A	24.00	Desert Sand, Granite
	N/A	N/A	8	2240	N/A	N/A	N/A	Cuyahoga, Scioto
	N/A	N/A	8	2984	N/A	N/A	N/A	Cuyahoga, Scioto
	N/A	N/A	6	2802	N/A	N/A	N/A	Cuyahoga, Scioto
	N/A	N/A	4	2240	N/A	N/A	N/A	Cuyahoga, Scioto
	N/A	N/A	6	3150	N/A	N/A	N/A	Cuyahoga, Scioto
	N/A	N/A	6	2250	N/A	N/A	N/A	Cuyahoga, Scioto
	N/A	N/A	6	2730	N/A	N/A	N/A	Cuyahoga, Scioto
	N/A	N/A	3	3960	N/A	N/A	N/A	Cuyahoga, Scioto

Retaining Wall Color Blends: Antique=black, red; Canyon Creek= buff, charcoal, maroon; Chestnut=buff, brown; Earth=brown, buff, charcoal; Flagstone=buff, charcoal, gray; Granite=charcoal, gray; Storm=brown, light gray, black





Color

The natural materials that we use in our paving stones and retaining wall products deliver a range of colors that closely match color samples in catalogs, spec books, color swatch books and online photos. However, Oberfields cannot guarantee exact color matching. Our pavers and walls can vary slightly in color depending on environmental conditions. Therefore, colors shown are approximate representations of standard colors and shouldn't be expected to an exact match. Final color selections should be made at your local dealer from stock product or displays. Oberfields always recommends immediately verifying the product and color upon receipt. If there are any discrepancies, contact your local dealer before continuing your project. Installation of the product constitutes its acceptance. Proper installation enhances the overall color of pavement. Units should be randomly picked from at least two pallets when installing. This creates an attractive and subtle blending of color.

Efflorescence

Our warranty does not apply to efflorescence. Efflorescence is a whitish, powder like deposit that can appear on the surface of concrete pavers. When cement hydrates, calcium hydroxide is formed. A reaction occurs between the calcium hydroxide and carbon dioxide (from the air) to form water-insoluble calcium carbonate, which is then called efflorescence. Efflorescence does not have an effect on the structural performance or durability of the concrete pavers. Oberfields includes admixtures in their concrete pavers to help minimize efflorescence, but efflorescence is a natural occurrence in all concrete products. Oberfields does not warrant concrete pavers and/or walls that it manufactures against the appearance of efflorescence. Efflorescence may appear immediately or within months following installation. It may remain for months or some of it may wear away. Deposits may be removed from the concrete paver surface by using proprietary efflorescence removers. Before purchasing or applying any chemicals to remove deposits, please consult your local dealer for efflorescence removal chemicals.

Polymeric Haze

Polymeric haze from the use of polymeric joint sand may appear on your concrete products if the sand was not removed from the surface of the paver properly. This does not affect the integrity of the product or your installation. The hazing will weather away naturally with time and rain. It can be removed with a specialized cleaner; you are advised to contact your contractor or the polymeric sand company used for advice on recommendations. Oberfields accepts no responsibility or liability for this occurrence.

Construction Residue

A by-product of cutting with a saw is residue-filled water or concrete dust. Residue-filled water or re-hydrated dust can cling to the surface and leave a concrete stain. It is recommended to wash and remove the water or concrete dust from the surface of the pavers before it dries. Construction residue can also happen through soil disturbance or environmental elements. These contaminants should be removed immediately but do not affect the integrity of the product or your installation. Oberfields accepts no responsibility or liability for these occurrences.

Compactor and Snow Removal

Oberfields pavers with textured surfaces have high and low points on the surface that give it more of an aesthetic appeal. However, pavers with textured surfaces are susceptible to surface scuffing when they are compacted into place. Therefore, these types of pavers should always be compacted with plate compactors that incorporate a protective mat or other medium between the plate compactor and the surface of the Oberfields pavers. This system will help ensure that paver surface scuffing is kept to a minimum. These protective mediums include: rubber matting, thin carpet or cardboard. Manufacturers of plate compactors are able to recommend other products that can also be used for this purpose. For further information on interlocking concrete paver details, technical information, and recommended construction practices, visit ICPI at icpi.org.

Hardscape Lifetime Transferable Warranty

Oberfields backs our manufactured paver and wall products with a lifetime transferable warranty, guaranteeing our products against manufacturing defects. This warranty is for residential construction only, and is applicable where products have been correctly installed to meet industry specifications. Color variations and the appearance of efflorescence do not constitute a warranty claim. Any defective products will be replaced; however, replacement labor and transportation costs are not included in this warranty. All warranty claims must be made prior to the removal or disposal of the defective product. We will honor this transferable warranty with a proof of purchase (invoice or delivery ticket.) The foregoing warranty is exclusive and in lieu of all other express or implied warranties of any kind. Furthermore, Oberfields disclaims all implied warranties of merchantability as well as all implied warranties of fitness for a particular purpose. Oberfields shall not be liable for any consequential damages or incidental damages arising from any warranty claim made against it.

NOTE: This warranty does not apply to any breakage, chipping, or other deterioration that was caused by improper design or installation which does not comply with applicable codes, the ICPI, NCMA, and recognized work procedures. Please visit icpi.org or ncma.org for more information on installation specifications. This warranty does not apply to any damage resulting from a natural disaster or from a deliberate and/or negligent act on the part of the purchaser, owner of the building, installer or any third party.



**WHAT
OUTDOOR
LIVING
SHOULD
BE**

SALES - CORPORATE OFFICE

Masonry, Landscape & Precast

528 London Road
Delaware, Ohio 43015
614-252-0955
740-369-7644
800-845-7644
Fax 740-363-7644

SALES & MANUFACTURING

Masonry, Landscape & Precast

4033 Alum Creek Drive
Obetz, Ohio 43207
614-252-0955
Fax 614-252-5858

Masonry, Landscape & Precast

10075 Sheehan Road
Centerville, Ohio 45458
937-885-3711
Fax 937-885-4355

oberfields.com

2020