

# ROSETTA BELVEDERE®



Enhance your landscape with the look of natural stone without the waste or expense. Belvedere incorporates the classic look of stone with a natural texture on both its front and back, making it a perfect choice for freestanding walls or columns. Belvedere is a dimensional system that mimics the Rosetta® Outcropping Collection but scaled proportionately for a residential application.



RETAINING WALLS

PREMIUM  
CONCRETE  
WALL  
BLOCK

# ROSETTA BELVEDERE®



RETAINING WALLS

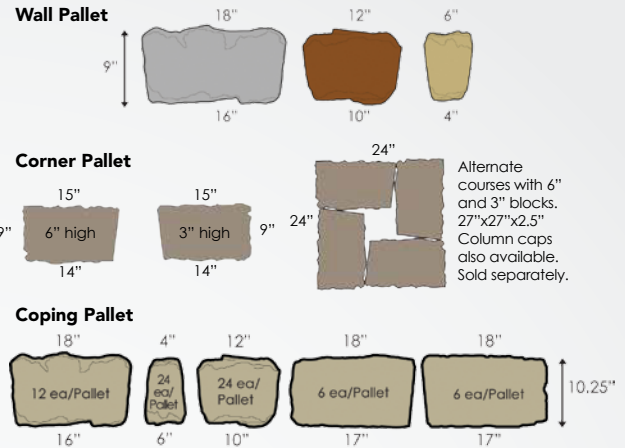
## PRODUCT SPECS

### Rosetta® Belvedere –

Wall blocks come in different sizes to create a double sided wall

Rosetta® Belvedere also available in corners and copings.

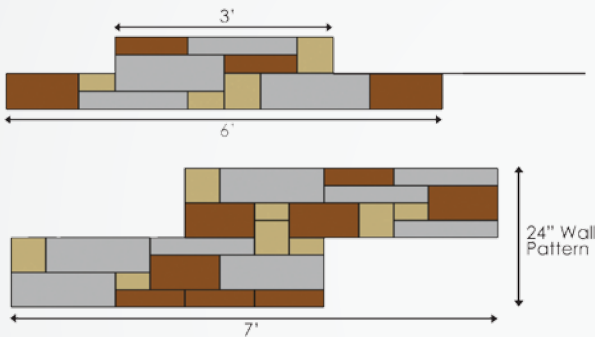
See Belvedere Firepit Kit, Page 45.



## APPLICATIONS

Walls or freestanding columns proportionately scaled for residential applications.

## INSTALLATION PATTERNS



## BLOCK DETAILS

	STONE & BUNDLING	Unit Dimensions L"xW"xH"	Units/Cube	Weight/Stone lbs.
Wall Pallet	Block 1	6"x9"x3"	12	10±
	Block 2	12"x9"x3"	12	20±
	Block 3	18"x9"x3"	12	36±
	Block 4	6"x9"x6"	12	21±
	Block 5	12"x9"x6"	12	42±
	Block 6	18"x9"x6"	12	67±
Corner Pallet	Block 7	15"x9"x3"	16	30±
	Block 8	15"x9"x6"	16	58±
Coping Pallet	Block 9	6"x10.25"x2.25"	24	10±
	Block 10	12"x10.25"x2.25"	24	20±
	Block 11	18"x10.25"x2.25"	12	30±
	Block 12	18"x10.25"x2.25" (Left End)	6	30±
	Block 13	18"x10.25"x2.25" (Right End)	6	30±
	Belvedere Column Cap	27"x27"x2.25"	10	150±


## PACKAGING INFO

PRODUCT	WEIGHT PER SQ. FT.	UNITS PER SQ. FT.	UNITS PER BAND	UNITS PER CUBE	WEIGHT PER CUBE	SQ. FT. PER UNIT	SQ. FT. PER BAND	SQ. FT. PER CUBE	COLORS STOCKED
Rosetta® Belvedere Walls	91.667	N/A	N/A	N/A	2475	N/A	N/A	27.00	Cuyahoga, Mahoning, Scioto
Rosetta® Belvedere Corners	63.33	N/A	N/A	N/A	1520	N/A	N/A	24.00	Cuyahoga, Mahoning, Scioto
Rosetta® Belvedere Coping	N/A	N/A	N/A	N/A	1550	N/A	N/A	66.00/LNFT	Cuyahoga, Mahoning, Scioto

**Note:** Due to variations in printing, color selections should always be chosen from actual product samples. Textured pavers require a buffer between the plate compactor and paver surface to prevent scuffing.

## COLORS

**Cuyahoga Blend    Mahoning Blend    Scioto Blend**



### Coping Pallet

- Pallet weight = ±1,550 lbs (incl. pallet weight)
- Coverage = 66 linear feet per Pallet
- Section = 11 linear feet per 1 layer

Coping blocks are provided in five basic sizes. There are three standard coping blocks which are finished on the front, back, and top faces. The standard coping blocks are tapered approximately 1" on each side from the front to the back of the block. There are also two end units which are finished on front, back, top, and one of the sides. The other side is tapered approximately 1" from the front to the back of the block. The end units are useful for constructing corners and ends. There are multiple face/texture patterns for each basic block size, providing a more random look for your finished project.

Dimensional Coping is also an option for capping the Belvedere Wall. Average block weights of the different face/texture patterns are shown. Weights of individual blocks may vary.