

# ROSETTA® KODAH WALL



The Rosetta® Kodah Wall is the perfect mix of rustic and modern. The Wall boasts large scale wall units with linear proportions. Its freshly quarried stone texture compliments a variety of applications.



RETAINING WALLS


PREMIUM  
CONCRETE  
W A L L  
B L O C K

# ROSETTA® KODAH WALL



## PRODUCT SPECS

- a) Kodah Wall – 12" x 10.5" x 6"
  - b) Kodah Wall – 21" x 10.5" x 6"
  - c) Kodah Wall – 30" x 10.5" x 6"
  - d) Kodah Wall – 42" x 10.5" x 6"
  - e) Kodah Wall Corner – 21" x 10.5" x 6"
- } Packaged together

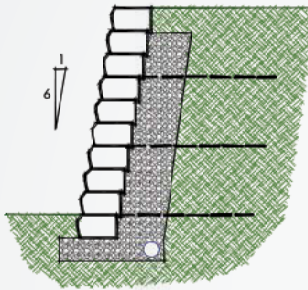


## APPLICATIONS

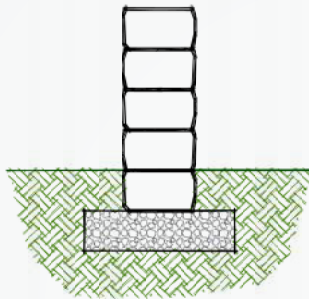
Garden walls, freestanding walls, columns and edging.

## INSTALLATION

### Engineered Retaining Wall



### Freestanding Wall



Kodah Freestanding Wall Blocks are provided in four basic sizes. The blocks are finished on both the front and back faces of the wall blocks and they are tapered on each side approximately 1 1/2" from the front to the back of the block. There are multiple texture patterns for each basic block size to provide a more random look for your finished project. Average block weights of the different texture patterns are shown. Weights of individual blocks may vary.

## BLOCK DETAILS

STONE & BUNDLING Unit Dimensions L"xW"xH" Units/Cube Weight/Stone lbs.

STONE & BUNDLING	Unit Dimensions L"xW"xH"	Units/Cube	Weight/Stone lbs.	
Freestanding Wall Pallet	Block 1	42"x10.5"x6"	6	200±
	Block 2	30"x10.5"x6"	3	140±
	Block 3	21"x10.5"x6"	6	100±
	Block 4	12"x10.5"x6"	3	50±
Corner Pallet	Block 5	21"x10.5"x6"	16	100±

The Kodah Collection contains two corner blocks. These blocks are finished on three sides, and the fourth side is tapered to fit with the other retaining wall and freestanding wall blocks. The corner blocks can be used to construct columns, provide a finished end on a freestanding wall, and make 90° corners. There are multiple texture patterns for the faces of both corner blocks, thus providing a more random look for your finished project. Average block weights of the different texture patterns are shown. Weights of individual blocks may vary.

## PACKAGING INFO

PRODUCT	WEIGHT PER SQ. FT.	UNITS PER SQ. FT.	UNITS PER BAND	UNITS PER CUBE	WEIGHT PER CUBE	SQ. FT. PER UNIT	SQ. FT. PER LAYER	SQ. FT. PER CUBE	COLORS STOCKED
Rosetta® Wall Pallet	N/A	N/A	N/A	18	2400	N/A	N/A	21.00	Cuyahoga, Mahoning, Scioto
Rosetta® Corner Pallet	N/A	N/A	N/A	16	1600	1.3	N/A	21.00	Cuyahoga, Mahoning, Scioto

**Note:** Due to variations in printing, color selections should always be chosen from actual product samples.

## COLORS

### Cuyahoga Blend



### Mahoning Blend



### Scioto Blend

