

ROSETTA® OUTCROPPING



Unlock the beauty and nuance of nature itself in your outdoor setting with the Rosetta® Outcropping Wall Collection. Incorporate the classic look of weather-hewn stone and steps in a variety of natural sculpted faces. Each piece is made of architectural-grade, precast concrete of the finest quality, the integrity of which will not be compromised by weather's unpredictable elements.



RETAINING WALLS

PREMIUM
CONCRETE
W A L L
B L O C K



ROSETTA® OUTCROPPING

RETAINING WALLS

PRODUCT SPECS

a) Rosetta® Outcropping Wall Stone -

Recommended Ratio

2 A Pallets

2 B Pallets

1 C Pallet

b) Rosetta® Outcropping Wall Stone* Corner 6"

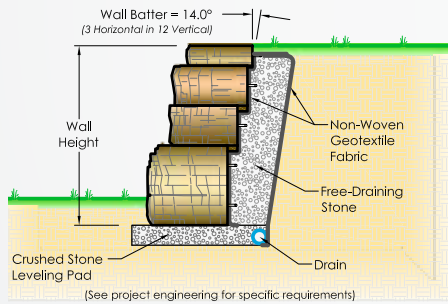
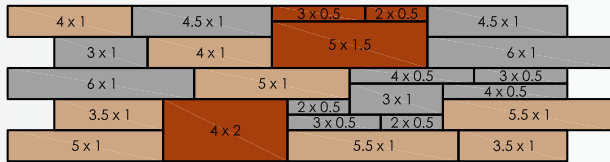
c) Rosetta® Outcropping Wall Stone* Corner 12"

APPLICATIONS

Residential or commercial engineered wall system.

PATTERNS

Pre-drawn patterns and custom layout software saves time in estimating and installation.




Sample Pallet

Pallet A: 18 s.f., 4,000 lbs



Pallet B: 18 s.f., 4,000 lbs



Pallet C: 18 s.f., 4,000 lbs



Corner Pallet 6": 4 units, 1920 lbs


Corner Pallet 12": 2 units, 2340 lbs



PACKAGING INFO

PRODUCT	WEIGHT PER SQ. FT.	UNITS PER SQ. FT.	UNITS PER BAND	UNITS PER CUBE	WEIGHT PER CUBE	SQ. FT. PER UNIT	SQ. FT. PER BAND	SQ. FT. PER CUBE	COLORS STOCKED
Rosetta® Outcropping	222.22	N/A	N/A	N/A	4000	N/A	N/A	18.00	Cuyahoga, Scioto

COLORS



Cuyahoga Blend



Scioto Blend

Note: Due to variations in printing, color selections should always be chosen from actual product samples.
 * Not available in MI.