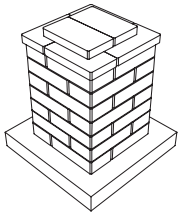
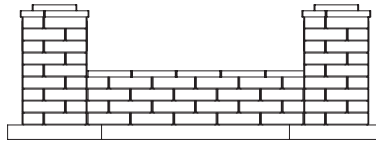
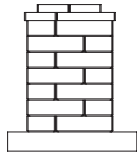


STRUCTURES

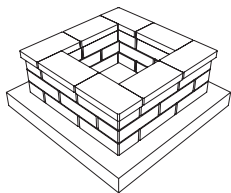


27 INCH SQUARE COLUMN

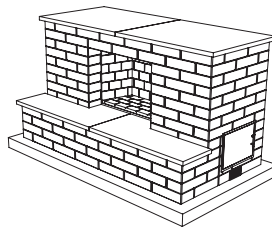


144 INCH SEAT WALL

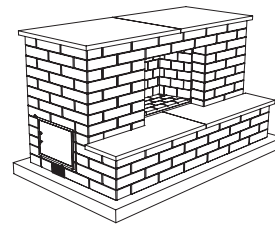
FIRE PITS / FIREPLACE



27 INCH SQUARE FIREPIT

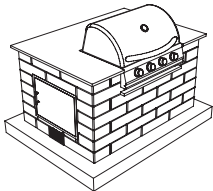


63 X 117 INCH SQUARE FIREPLACE
RIGHT-HAND ACCESS DOOR

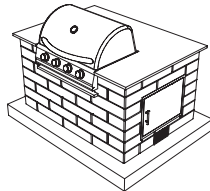


63 X 117 INCH SQUARE FIREPLACE
LEFT-HAND ACCESS DOOR

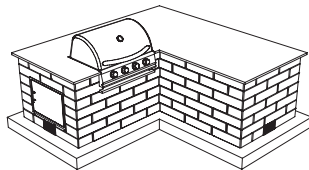
GRILL TOPS




45 X 63 INCH
LEFT-HAND ACCESS DOOR



45 X 63 INCH
RIGHT-HAND ACCESS DOOR



45 X 99 INCH L-SHAPED
LEFT-HAND ACCESS DOOR



45 X 99 INCH L-SHAPED
RIGHT-HAND ACCESS DOOR

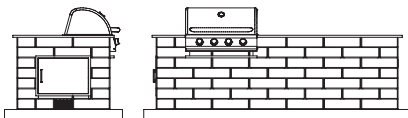
For more information
and assembly instructions,
scan code below or visit our website



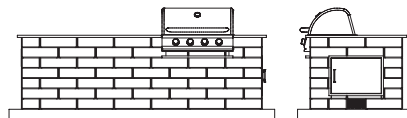
OBERFIELDS.COM

FOLLOW US    

©2026 The QUIKRETE Companies - Patents Pending.
Keystone Hardscapes - 03/2026



45 X 117 INCH
LEFT-HAND ACCESS DOOR



45 X 117 INCH
RIGHT-HAND ACCESS DOOR