



MULTIPLE TRADE INSTALLATIONS

- Carpenters
- Do-It-Yourselfers
- Masons
- Siding Contractors
- Stucco Contractors



614-252-0955
937-885-3711
800-845-7644

Fax 740-363-7644
www.oberfields.com





CLASSIC ELEGANCE,
MODERN INNOVATION



OLDE WORLD CHARM MEETS NEW WORLD TECHNOLOGY

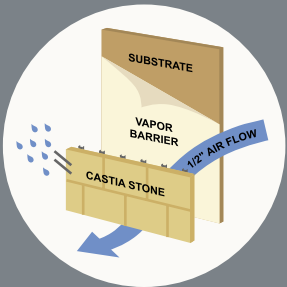
STAND OUT FROM THE REST

Castia Stone provides distinct advantages over traditional veneer stone. Beyond its aesthetic appeal and classic look, Castia Stone incorporates unique high-tech performance characteristics. The hallmark of the Castia Stone siding system is the “rainscreen” design which allows for proper moisture drainage and ventilation. The Castia Stone siding system will deflect any moisture directed at the building—channeling it directly outward, thanks to Castia Stone’s innovative bracketing system that creates a continuous 1/2" gap between the siding and the actual structure. Couple this with a limited lifetime warranty, and you have the assurance that your home will withstand the elements and remain beautiful for years to come.

ADVANTAGES

- Installed by multiple trades
- Variety of colors, textures and accessories
- Requires no footing
- Highly price competitive compared to comparable systems

THE “RAINSCREEN” ADVANTAGE



3 TEXTURES


Textures are shown in Almond Bark Blend color



Flat
12x18 only




Chiseled




Slate
12x18 only

5 COLORS


Colors are shown in Slate texture




Almond Bark Blend



Mushroom Blend



Smokey Gray Blend



Steele Blend



Vanilla Creme Blend

ACCESSORIES

The Finishing Touches

For a complete list of accessories, including size and shape dimensions, please visit oberfields.com

Castia Stone provides a wide selection of accessories designed to reflect a sophisticated elegance. Choose from an array of moldings, cornices, keystones and more to provide a custom look. Accessories can be ordered in all six colors.

CORNERS



Slate Corner
12"x 3"x 12"
(other finishes available in the future)



Chiseled Quoin
18"x 12"

COLUMNS



KEYSTONES



WINDOW SILLS



CORNICES



PLINTH BASE




MOLDING #1



MOLDING #2



MOLDING #9



Please refer to the Design & Installation Manual online at oberfields.com for technical and cleaning information for Castia Stone. All cuts should be made with a diamond blade saw to avoid chipping of the Castia Stone.