

Add the instant warmth of stone to your interior or exterior space with our Stratford Stone. This manufactured stone is crafted from molds that replicate the nuances of natural stone.

The natural color palette exudes a warmth and richness to any project. Each style of stone conveys a distinct shape, color and style suitable for any application.

Ideal for commercial applications, house facades, interior accent walls, fireplaces, outdoor kitchens and pizza ovens.



STRATFORD STONE™



LIMESTONE-Delaware



LIMESTONE-Navajo



RUSTIC LEDGESTONE-Arizona

STRATFORD STONE™

Unlike natural stone, manufactured or “cultured stone” is cast from molds of real stone, making it a lighter alternative. Natural stone may require wall ties and footings, which in turn, can increase installation cost and difficulty. Stratford Stone™ is lighter weight, designed to adhere easily to a variety of structurally sound surfaces, and is capable of installations that would normally be very difficult and costly to achieve with natural stone. Stone styles come in flat and corner pieces along with a variety of corresponding accessories.

Please take careful consideration regarding the type of stone profile and color selected, the actual installed pattern, and the type of grout technique being used. All factors contribute to the finished look and installation of the stone.

PRODUCT SPECS

Thickness: Stone thickness varies from ¾” to 2 ½” inches; average thickness is 1 ½” inches.

Weight: Stone weights 8-10 pounds per sq ft.

Colors: Iron oxide pigments added to the cement before casting provide a body color which runs throughout each stone. Accent colors may also be added to each stone by brushing a special mixture containing iron oxide colors to the molds before casting, producing a permanent “face color”.

Durability: Manufactured stone made with our manufacturing process has a compressive strength well in excess of 4000 psi.


Packaging: Stretchers-9 square feet per box, 90 lbs. per box
90° Corners-6 linear feet per box, 65 lbs. per box.

ACCENTS AND ACCESSORIES


Address Block, Electrical Boxes, Keystones, Switch Box, Water Faucet Outlet, Water Table

PATTERNS & COLORS


LIMESTONE



Arizona



Chateau




Delaware



Navajo

RUSTIC LEDGESTONE



Arizona



Chateau




Navajo


STACKED STONE



Arizona



Chateau



Navajo

HOW MUCH TO ORDER

1. Multiply each wall section's length by its height to get its surface area. Total this set of surface areas.
2. In the same way, find the surface areas of all doors, windows, or other openings. Total this second set of surface areas.
3. Subtract the set of surface areas found in step 2 from the total surface area found in step 1. This is the net surface area onto which your stone will be installed.
4. Measure the linear feet of outside corner areas to be covered. Don't forget doorways or windows that will have corners.
5. One linear foot of corners equals .5 square feet of flats. Therefore, divide the linear footage of corners by 2 and subtract this number from the total project square footage. This will give you the total stone veneer flats needed to complete your project.

For best fitting purposes, extra flats are desirable.

HOW TO CLEAN

To clean dirt or other particles first try a simple soft bristle brush. If necessary, use a mild type of detergent mixed with water or a solution of (no more than) 1 part white vinegar to 6 parts water. Rinse with clean water to remove any cleaning solution that might remain on the surface. Never use wire brushes, acid cleaners, power washers, bleach, paint remover or any other type of concrete cleaner.

HOW LONG TO INSTALL

You can expect to install 100 square feet per day. This varies depending upon the stone type used and the installers ability. Make sure all openings are properly flashed before applying stone. This will prevent water seepage from going under the application which will cause it to fail.

When installing, it's important to pull product from multiple boxes to insure proper color blending. Rustic Ledgestone & Stacked Stone can be dry-laid or mortared. Due to variations in printing, color selections should always be chosen from actual product samples. For cleaning recommendations, please consult the manufacturer.

614-252-0955
937-885-3711
800-845-7644

Fax 740-363-7644
www.oberfields.com

