

TECH-GUIDE



PAVERS | RETAINING WALLS | ACCESSORIES



NEW

DURA DENZ PRODUCTS AVAILABLE

POLYMERIC SAND

Our Dura Denz Polymeric Sand will minimize sand erosion from pavement joints, deters weed growth, insect infestation and reduces overall pavement maintenance. **Dura Denz polymeric sand is available in two colors: Tan & Granite.**

ALL-IN-ONE SEALER

How do you go about keeping your new paver project looking its absolute best? By sealing it with a Dura Denz All-In-One Penetrating Sealer, uniquely formulated in conjunction with the Americana Collection pavers to enhance, protect, and stabilize your paver project. **Dura Denz penetrating sealers are offered in both Water Based and Solvent Based formulas - Matte and Wet-Look finishes: 1-gallon & 5-gallon sizes.**

BEST PRACTICES

We adhere to ICPI System Practices.

- After excavation, install geosynthetic fabric
- Install sub-base material (open graded 3/4" clean or 3/4" down to fines)
- Install bedding layer (clean limestone chip or concrete sand)
- Install Americana Collection paver
- Sweep in Dura Denz Polymeric Sand
- Clean patio in preparation of sealer
- Seal patio with Dura Denz All-In-One Sealer

Dura Denz is exclusive to Oberfields and represents a dramatic break-through in concrete casting technology. Our Americana Collection line of premium pavers are infused with Dura Denz. A specially formulated dense top layer that creates a smooth, extra-hard surface that resists chipping, scratching and fading. The result is products that are not only beautiful, but extremely durable.

Call your Oberfields representative today.
Because quality matters.



SEE AND FEEL THE **DIFFERENCE**

DESIGN TO BE **DIFFERENT**



EXTREMELY DURABLE
RESISTS DAILY WEAR AND TEAR



COLOR FADE RESISTANT



EXCEEDS ASTM STANDARDS
ENHANCED QUALITY AND STRENGTH



TINTED THROUGHOUT
(INDUSTRY EXCLUSIVE)



DENSE TOP-LAYER
(NO COARSE AGGREGATE)



AMERICAN OWNED AND MADE

Contents

PAVERS

Lexington®	1
Malibu®	2
Ozark®	3
Manhattan®	4
Newport®	5
Plymouth®	6
Jamestown®	7
Vintage Flat Top Washington®	8
Grand Flagstone	9
Dimensional Flagstone	10
Special Reserve Travertine & Marble	11
Natural Stone	12
Aqua-Bric Type 4 "L"	13

WALLS

Edington Wall Stone®	14
Belvedere Wall	15
Dimensional Wall	16
Kodah Wall	17
Outcropping Wall	18
Non-Weathered Versa-Lok®	19
Non-Weathered Versa-Lok® Mosaic®	20
Weathered Versa-Lok® Mosaic®	21
CornerStone® 100	22
MagnumStone®	23

STAIR TREADS | WALL COPINGS

Bullnose	24
Olentangy Bluff Tread™	25
Dimensional and Irregular Steps	26
Superior Steppers	27
Dimensional Coping	28

KITS | PATTERNS | WARRANTY

Edington® Fire Pit Kit	29
Belvedere® Fire Pit Kit	30
Dimensional Fire Pit Kit	31
Kodah Fire Pit Kit	32
Edington® Pub Table Kit	33
Paver Patterns	34
Warranty	36

Lexington[®]



Lexington 10

4 ¹/₈" x 5 ¹/₂" x 2 ³/₈"



Lexington 14

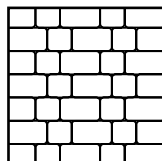
5 ¹/₂" x 5 ¹/₂" x 2 ³/₈"




Lexington 21

5 ¹/₂" x 8 ¹/₄" x 2 ³/₈"


INSTALLATION PATTERNS



Muster D
40% Lexington 14
60% Lexington 21



Muster K
28% Lexington 14
72% Lexington 21



Running Bond
10, 14, or 21

APPLICATIONS

Pedestrian traffic, residential driveways,
patios, borders and swimming pool decks.
Vehicular-Rated.


PACKAGING INFO

PRODUCT	WEIGHT PER SQ. FT.	UNITS PER SQ. FT.	SQ. FT. PER UNIT	UNITS PER LAYER	LAYERS PER CUBE	SQ. FT. PER LAYER	UNITS PER CUBE	WEIGHT PER CUBE	TOTAL SQ. FT. PER CUBE	COLORS STOCKED
Lexington [®] 10	29 lbs	6.34	0.16	72	9	11.36	648	2965 lbs	102.24	Charcoal
Lexington [®] 14	29 lbs	4.76	0.21	56	9	11.76	504	3069 lbs	105.84	Canyon Creek, Charcoal, Earth, Flagstone, Granite, Storm
Lexington [®] 21	29 lbs	3.17	0.32	42	8	13.25	336	3074 lbs	106	Canyon Creek, Charcoal, Earth, Flagstone, Granite, Storm



Due to variations in printing, color selections should always be chosen from actual product samples.

Americana Collection pavers require a buffer between the plate compactor and the paver surface to prevent scuffing.



Canyon Creek



Charcoal



Earth



Flagstone



Granite



Storm

Malibu®



Packaged Together



Malibu Small Rectangle

$4\frac{3}{4}" \times 9\frac{3}{8}" \times 2\frac{3}{8}"$

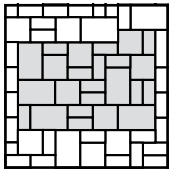
Malibu Square

$9\frac{3}{8}" \times 9\frac{3}{8}" \times 2\frac{3}{8}"$

Malibu Large Rectangle

$9\frac{3}{8}" \times 14\frac{1}{8}" \times 2\frac{3}{8}"$

INSTALLATION PATTERNS



Pattern A

APPLICATIONS

Pedestrian traffic, patios, swimming pool decks, and sidewalks.

PACKAGING INFO

PRODUCT	WEIGHT PER SQ. FT.	UNITS PER SQ. FT.	SQ. FT. PER UNIT	UNITS PER LAYER	LAYERS PER CUBE	SQ. FT. PER LAYER	UNITS PER CUBE	WEIGHT PER CUBE	TOTAL SQ. FT. PER CUBE	COLORS STOCKED
Malibu® Small Rectangle	29 lbs	3.23	0.31	13	8	4.03	104	Combined Weight 2851 lbs	All Sizes Together 98.32	Canyon Creek, Earth, Flagstone, Granite, Storm
Malibu® Square	29 lbs	1.64	0.61	6	8	3.66	48			
Malibu® Large Rectangle	29 lbs	1.09	0.92	5	8	4.6	40			



Due to variations in printing, color selections should always be chosen from actual product samples.

Americana Collection pavers require a buffer between the plate compactor and the paver surface to prevent scuffing.



Canyon Creek



Earth



Flagstone



Granite




Storm

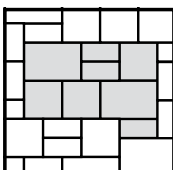
Ozark®



Packaged Together

**Ozark Small Rectangle**7 ¹/₈" × 14 ¹/₈" × 2 ³/₈"**Ozark Square**14 ¹/₈" × 14 ¹/₈" × 2 ³/₈"**Ozark Large Rectangle**14 ¹/₈" × 21 ¹/₄" × 2 ³/₈"

INSTALLATION PATTERNS



Pattern A

APPLICATIONS

Pedestrian traffic, patios, swimming pool decks, and sidewalks.

PACKAGING INFO

PRODUCT	WEIGHT PER SQ. FT.	UNITS PER SQ. FT.	SQ. FT. PER UNIT	UNITS PER LAYER	LAYERS PER CUBE	SQ. FT. PER LAYER	UNITS PER CUBE	WEIGHT PER CUBE	TOTAL SQ. FT. PER CUBE	COLORS STOCKED
Ozark® Small Rectangle	29 lbs	1.43	0.70	3	10	2.1	30	3024 lbs	104.3	Canyon Creek, Earth, Flagstone, Granite, Storm
Ozark® Square	29 lbs	0.72	1.39	3	10	4.17	30			Canyon Creek, Earth, Flagstone, Granite, Storm
Ozark® Large Rectangle	29 lbs	0.48	2.08	2	10	4.16	20			Canyon Creek, Earth, Flagstone, Granite, Storm



Due to variations in printing, color selections should always be chosen from actual product samples.

Americana Collection pavers require a buffer between the plate compactor and the paver surface to prevent scuffing.



Canyon Creek



Earth



Flagstone



Granite



Storm

Manhattan®



Packaged Together



Manhattan Small Rectangle

$7 \frac{1}{8}'' \times 14 \frac{1}{8}'' \times 2 \frac{3}{8}''$

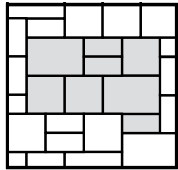
Manhattan Square

$14 \frac{1}{8}'' \times 14 \frac{1}{8}'' \times 2 \frac{3}{8}''$

Manhattan Large Rectangle

$14 \frac{1}{8}'' \times 21 \frac{1}{4}'' \times 2 \frac{3}{8}''$

INSTALLATION PATTERNS



Pattern A

APPLICATIONS

Pedestrian traffic, patios, swimming pool decks, and sidewalks.

PACKAGING INFO

PRODUCT	WEIGHT PER SQ. FT.	UNITS PER SQ. FT.	SQ. FT. PER UNIT	UNITS PER LAYER	LAYERS PER CUBE	SQ. FT. PER LAYER	UNITS PER CUBE	WEIGHT PER CUBE	TOTAL SQ. FT. PER CUBE	COLORS STOCKED
Manhattan® Small Rectangle	29 lbs	1.43	0.7	3	10	2.1	30	3024 lbs Combined Weight	104.3 All Sizes Together.	Canyon Creek, Earth, Flagstone, Granite, Storm
Manhattan® Square	29 lbs	0.72	1.39	3	10	4.17	30			Canyon Creek, Earth, Flagstone, Granite, Storm
Manhattan® Large Rectangle	29 lbs	0.48	2.08	2	10	4.16	20			Canyon Creek, Earth, Flagstone, Granite, Storm



Due to variations in printing, color selections should always be chosen from actual product samples.

Americana Collection pavers require a buffer between the plate compactor and the paver surface to prevent scuffing.



Canyon Creek



Earth



Flagstone



Granite



Storm

Newport®



Packaged Together



Newport Small Rectangle

$11 \frac{3}{4}'' \times 17 \frac{3}{4}'' \times 2 \frac{3}{8}''$



Newport Square

$11 \frac{3}{4}'' \times 11 \frac{3}{4}'' \times 2 \frac{3}{8}''$



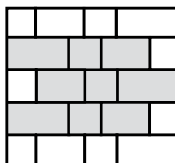
Newport Large Rectangle

$11 \frac{3}{4}'' \times 23 \frac{5}{8}'' \times 2 \frac{3}{8}''$

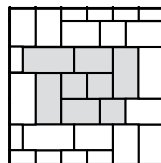
APPLICATIONS

Pedestrian traffic, patios, swimming pool deck, and sidewalks.

INSTALLATION PATTERNS



Random
Running Bond



Pattern B

PACKAGING INFO

PRODUCT	WEIGHT PER SQ. FT.	UNITS PER SQ. FT.	SQ. FT. PER UNIT	UNITS PER LAYER	LAYERS PER CUBE	SQ. FT. PER LAYER	UNITS PER CUBE	WEIGHT PER CUBE	TOTAL SQ. FT. PER CUBE	COLORS STOCKED
Newport® Small Rectangle	29 lbs	0.69	1.45	2	9	2.9	18	3020 lbs	104.13	Canyon Creek, Earth, Flagstone, Granite, Storm
Newport® Square	29 lbs	1.04	0.96	3	9	2.88	27			Canyon Creek, Earth, Flagstone, Granite, Storm
Newport® Large Rectangle	29 lbs	0.52	1.93	3	9	5.79	27			Canyon Creek, Earth, Flagstone, Granite, Storm



Due to variations in printing, color selections should always be chosen from actual product samples.

Americana Collection pavers require a buffer between the plate compactor and the paver surface to prevent scuffing.



Canyon Creek



Earth



Flagstone



Granite



Storm

Plymouth®



Plymouth
4" × 8" × 2 ³/₈"



Plymouth
4" × 8" × 3 ¹/₈"
(Special Order)

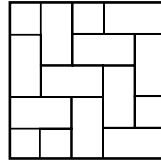


Plymouth False Joint
4" × 8" × 3 ¹/₈"
(Special Order)

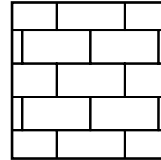
APPLICATIONS

Pedestrian traffic, residential driveways, patios, borders and swimming pool decks. Vehicular-Rated.


INSTALLATION PATTERNS



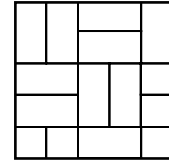
90° Herringbone



Running Bond



45° Herringbone



Basketweave

PACKAGING INFO

PRODUCT	WEIGHT PER SQ. FT.	UNITS PER SQ. FT.	SQ. FT. PER UNIT	UNITS PER LAYER	LAYERS PER CUBE	SQ. FT. PER LAYER	UNITS PER CUBE	WEIGHT PER CUBE	TOTAL SQ. FT. PER CUBE	COLORS STOCKED
Plymouth®	29 lbs	4.7	0.21	54	9	11.48	486	2999 lbs	103.32	Canyon Creek, Charcoal, Cream, Dark Chocolate, Earth, Flagstone, Granite



Due to variations in printing, color selections should always be chosen from actual product samples. Americana Collection pavers require a buffer between the plate compactor and the paver surface to prevent scuffing.




Canyon Creek



Charcoal



Cream



Dark Chocolate



Earth



Flagstone



Granite

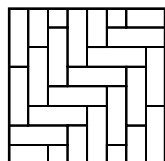
Jamestown®



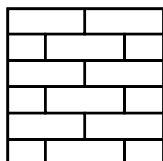
Jamestown

$2\frac{5}{8}" \times 7\frac{7}{8}" \times 2\frac{3}{8}"$


INSTALLATION PATTERNS



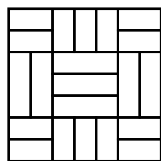
90° Herringbone



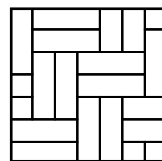
Running Bond



45° Herringbone



Pattern A



Pattern B

APPLICATIONS

Perfect for sidewalks, outlying entertaining spaces, or creating decorative inlays.

PACKAGING INFO


PRODUCT	WEIGHT PER SQ. FT.	UNITS PER SQ. FT.	SQ. FT. PER UNIT	UNITS PER LAYER	LAYERS PER CUBE	SQ. FT. PER LAYER	UNITS PER CUBE	WEIGHT PER CUBE	TOTAL SQ. FT. PER CUBE	COLORS STOCKED
Jamestown®	29 lbs	7.14	0.14	78	5	10.92	390	1583 lbs	54.60	Burgundy Smooth, Charcoal Smooth



Due to variations in printing, color selections should always be chosen from actual product samples.
Americana Collection pavers require a buffer between the plate compactor and the paver surface to prevent scuffing.



Burgundy Smooth



Charcoal Smooth



Charcoal Textured
(While Supplies Last)

Vintage Flat Top Washington®




Vintage Flat Top Washington® 14

5 1/2" x 5 1/2" x 2 3/8"


Vintage Flat Top Washington® 21

5 1/2" x 8 1/4" x 2 3/8"


INSTALLATION PATTERNS



Muster D
40% Wash. 14
60% Wash. 21



Muster K
28% Wash. 14
72% Wash. 21



Running Bond
10, 14, or 21

APPLICATIONS

Pedestrian or light vehicular traffic, residential driveways, patios, borders and swimming pool decks.

PACKAGING INFO

PRODUCT	WEIGHT PER SQ. FT.	UNITS PER SQ. FT.	UNITS PER LAYER	UNITS PER CUBE	WEIGHT PER CUBE	SQ. FT. PER UNIT	TOTAL SQ. FT. PER CUBE	COLORS STOCKED
Vintage Flat Top Washington® 14	28 lbs	4.76	56	504	3069 lbs	0.21	105.84	Canyon Creek, Charcoal, Earth, Flagstone, Granite
Vintage Flat Top Washington® 21	28 lbs	3.17	42	336	3074 lbs	0.32	106	Canyon Creek, Charcoal, Earth, Flagstone, Granite



Due to variations in printing, color selections should always be chosen from actual product samples.



Vintage
Canyon Creek



Vintage Charcoal



Vintage Earth



Vintage Flagstone



Vintage Granite

Grand Flagstone*



Grand Flagstone*

Dimensions – All Grand Flagstone is 1 3/4" thick

Note: Outside dimensions of each layer are identical to all other layers, allowing any layer to be used anywhere in the pattern.

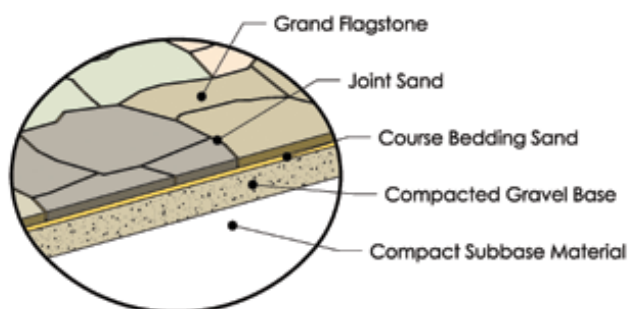
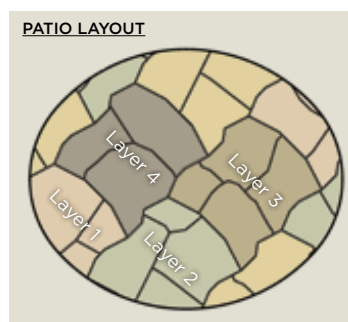
Each pallet contains 2 each of the following layers:



APPLICATIONS

Pedestrian traffic, patios, borders, swimming pool decks, and sidewalks.

INSTALLATION PATTERNS



PACKAGING INFO

PRODUCT	WEIGHT PER SQ. FT.	UNITS PER SQ. FT.	LAYERS PER CUBE	UNITS PER CUBE	WEIGHT PER CUBE	SQ. FT. PER UNIT	SQ. FT. PER LAYER	TOTAL SQ. FT. PER CUBE	COLORS STOCKED
Grand Flagstone	20.5	N/A	8	32	2160	N/A	11	88	Cuyahoga, Scioto



Due to variations in printing, color selections should always be chosen from actual product samples.



* Not Available
in Michigan.



Cuyahoga
(While Supplies Last)




Scioto
(While Supplies Last)

Dimensional Flagstone*



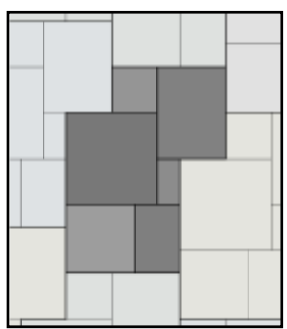
- a) **Dimensional Flagstone*** – 6" × 12" × 2"
- b) **Dimensional Flagstone*** – 12" × 12" × 2"
- c) **Dimensional Flagstone*** – 12" × 18" × 2"
- d) **Dimensional Flagstone*** – 18" × 18" × 2"
- e) **Dimensional Flagstone*** – 18" × 24" × 2"
- f) **Dimensional Flagstone*** – 24" × 24" × 2"



APPLICATIONS

Pedestrian traffic, patios, swimming pool decks, and sidewalks.

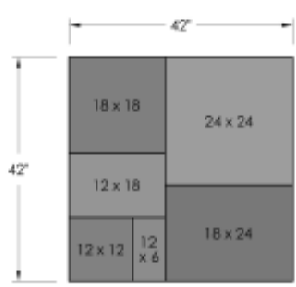
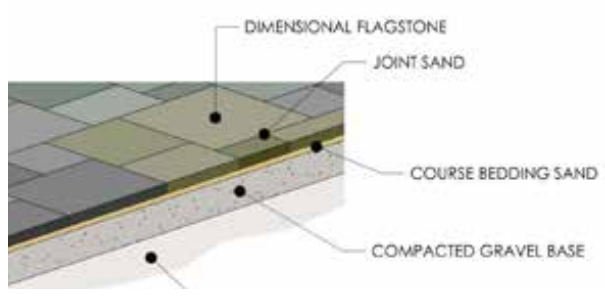
INSTALLATION PATTERNS



Patio Layout



Walkway Layout



One Layer = 1 Pattern

PACKAGING INFO

PRODUCT	WEIGHT PER SQ. FT.	UNITS PER SQ. FT.	LAYERS PER CUBE	UNITS PER CUBE	WEIGHT PER CUBE	SQ. FT. PER UNIT	SQ. FT. PER BAND	TOTAL SQ. FT. PER CUBE	COLORS STOCKED
Dimensional Flagstone	24.0	N/A	8	48	2350	N/A	12.25	98	Cuyahoga, Scioto



Due to variations in printing, color selections should always be chosen from actual product samples.



* Not Available in Michigan.



Cuyahoga
(While Supplies Last)



Scioto
(While Supplies Last)

Special Reserve Travertine & Marble



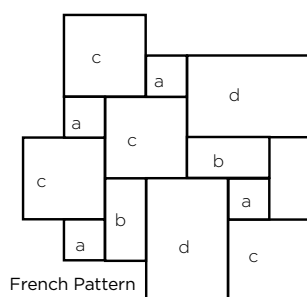
- a) **Small Rectangle** – 6" × 12" × 1 1/4"
 b) **Small Square*** – 8" × 8" × 1 1/4"
 c) **Small Rectangle*** – 8" × 16" × 1 1/4"
 d) **Large Square*** – 16" × 16" × 1 1/4"
 e) **Large Rectangle*** – 16" × 24" × 1 1/4"
 f) **Bullnose** – 12" × 24" × 1 1/4", 12" × 24" × 2"

* French Pattern, Herringbone, Running Bond

APPLICATIONS

Pedestrian traffic, patios, swimming pool decks, and sidewalks.

INSTALLATION PATTERNS



French Pattern


Each Layer: 8 sq. ft. =

2 pcs: 8" × 8"

1 pc: 8" × 16"

2 pcs: 16" × 16"

1 pc: 16" × 24"



6" × 12" units can be installed in a running bond, 45° herringbone or 90° herringbone pattern.

PACKAGING INFO

PRODUCT	STOCKED	DIMENSIONS	PCS. PER CRATE	SQ. FT. PER CRATE	WEIGHT PER CRATE	COLORS STOCKED
Special Reserve Marble & Travertine	X	French Pattern	132	176	2933	Ice Marble, Ivory Tusk, Noce Trail, Tahoe Marble, Sand Dune, Silver
Special Reserve Marble	X	6" × 12" × 1 1/4"	400	200	3333	Ice Marble, Tahoe Marble
Special Reserve Travertine	X	6" × 12" × 1 1/4"	400	200	3000	Ivory Tusk, Noce Trail, Sand Dune, Silver
Special Reserve Bullnose Coping	X	12" × 24" × 1 1/4"	66	132	990	Ice Marble, Ivory Tusk, Noce Trail, Tahoe Marble, Sand Dune, Silver
Special Reserve Bullnose Coping	X	12" × 24" × 2"	40	80	800	Ice Marble, Ivory Tusk, Noce Trail, Tahoe Marble, Sand Dune, Silver



Due to variations in printing, color selections should always be chosen from actual product samples.

All non-stock pavers must be purchased in full cube quantities.



Ice Marble



Ivory Tusk



Noce Trail



Tahoe Marble



Sand Dune



Silver

Natural Stone



Natural Stone
11.81" × 23.62" × 1"



Natural Stone
17.72" × 23.62" × 1"



Natural Stone
23.62" × 23.62" × 1"

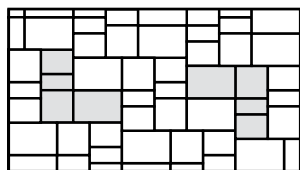


Natural Stone
23.62" × 35.43" × 1"




**Natural Stone
Limestone**
11.81" × 23.62" × 1"


INSTALLATION PATTERN



Combo Pack



Running Bond
11.81" × 23.62",
17.72" × 23.62", or
23.62" × 35.43"



Jumbo Muster K
28% Large Sq.
72% Jumbo Rec.

APPLICATIONS

Pedestrian traffic, patios, swimming pool decks, and sidewalks.

STOCKED ITEMS

Bullnose Coping

12" × 48" × 2"

Pier cap

24" × 24" × 3"

Wall Coping

12" × 48" × 2"
RF1 & RF4

Steps

48" × 16" × 6"

PACKAGING INFO

PRODUCT	WEIGHT PER SQ. FT.	UNITS PER SQ. FT.	UNITS PER BAND	UNITS PER CUBE	WEIGHT PER CUBE	SQ. FT. PER UNIT	SQ. FT. PER BAND	TOTAL SQ. FT. PER CUBE	COLORS STOCKED
Natural Stone 11.81" × 23.62"	13.2	N/A	N/A	80	2000	N/A	N/A	160	Bronte, Dove Grey, Fossil, Slate Grey
Natural Stone 17.72" × 23.62"	13.2	N/A	N/A	80	2800	N/A	N/A	240	Bronte, Dove Grey, Fossil, Slate Grey
Natural Stone 23.62" × 23.62"	13.2	N/A	N/A	40	2000	N/A	N/A	160	Bronte, Dove Grey, Fossil, Slate Grey
Natural Stone 23.62" × 35.43"	13.2	N/A	N/A	40	2800	N/A	N/A	240	Bronte, Dove Grey, Fossil, Slate Grey
Combo Pack (combination of 4 sizes above)	13.2	N/A	N/A	47	2218	N/A	N/A	168	Bronte, Dove Grey, Fossil, Slate Grey
Natural Stone Limestone 11.81" × 23.62"	16.5	N/A	N/A	74	2100	N/A	N/A	148	Kota Black



Due to variations in printing, color selections should always be chosen from actual product samples.

All non-stock pavers must be purchased in full cube quantities.

LIMESTONE COLORS



Bronte



Dove Grey



Fossil



Slate Grey



Kota Black

Aqua-Bric[®] Type 4 "L"



Aqua-BRIC[®] Type 4 "L"
9 13/16" × 9 13/16" × 3 1/8"
250mm × 250mm × 80mm
(Special Order)

Snow removal equipment should have the proper spacing, bumper and rubber blade guards to protect the surface of the pavers.

PACKAGING INFO

PRODUCT	PIECES PER PALLET	LAYERS PER PALLET	WEIGHT PER PALLET	SQ. FT. PER PALLET	COLORS STOCKED
Aqua-BRIC [®] Type 4 "L"	196	7	3374	87.64	Special Order



Due to variations in printing, color selections should always be chosen from actual product samples.



Granite

Edington Wall Stone®



Edington Wall Stone®
12" × 8" × 4"



Edington Wall Stone® Wedge
12" × 8" × 4"



Non-Tumbled Edington Wall Stone®
12" × 8" × 4"



Non-Tumbled Edington Wall Stone® Wedge
12" × 8" × 4"

APPLICATIONS

Garden walls, freestanding walls, columns and edging with a 3' height maximum.



EDINGTON® FIRE PIT KIT

Build a fire pit in no time with our Edington® Fire Pit Kit. This kit has an outside diameter of 48" and a height of 12". Kit includes a steel metal ring. Optional precast caps are available for a different look at an additional cost. Great for small fires, roasting marshmallows and hot dogs.

PACKAGING INFO

PRODUCT	WEIGHT PER SQ. FT.	UNITS PER SQ. FT.	UNITS PER BAND	UNITS PER CUBE	WEIGHT PER CUBE	SQ. FT. PER UNIT	SQ. FT. PER BAND	TOTAL SQ. FT. PER CUBE	COLORS STOCKED
Edington Wall Stone®	90	3.00	N/A	100	2900	0.333	N/A	32.00	Canyon Creek, Charcoal, Earth, Flagstone, Granite, Storm
Edington Wall Stone® Wedge	75	3.00	N/A	90	2160	0.333	N/A	30.00	Canyon Creek, Charcoal, Earth, Flagstone, Granite, Storm
Non-Tumbled Edington Wall Stone®	90	3.00	N/A	132	3960	0.333	N/A	32.00	Canyon Creek, Charcoal, Earth, Flagstone, Granite, Storm
Non-Tumbled Edington Wall Stone® Wedge	75	3.00	N/A	90	2250	0.333	N/A	30.00	Canyon Creek, Charcoal, Earth, Flagstone, Granite, Storm



Due to variations in printing, color selections should always be chosen from actual product samples.

BANDING AND ACCENTS



Canyon Creek



Earth



Flagstone



Granite



Storm



Quarrrystone
(While Supplies Last)



Charcoal

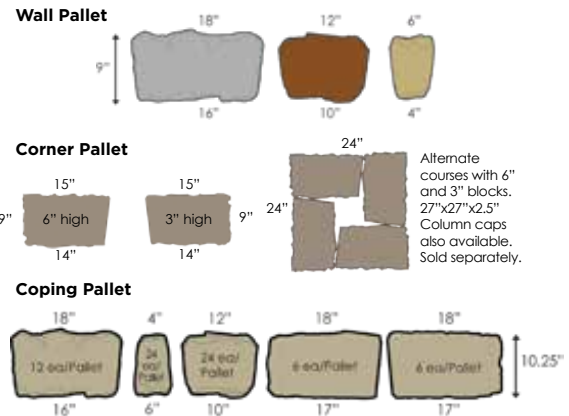
Belvedere Wall*



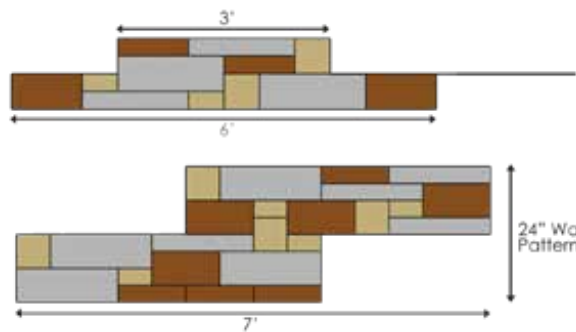
Wall blocks come in different sizes to create a double sided wall. Belvedere also available in corners and copings.

APPLICATIONS

Walls or freestanding columns proportionately scaled for residential applications.



INSTALLATION PATTERNS



PACKAGING INFO

PRODUCT	WEIGHT PER SQ. FT.	UNITS PER SQ. FT.	UNITS PER BAND	UNITS PER CUBE	WEIGHT PER CUBE	SQ. FT. PER UNIT	SQ. FT. PER BAND	TOTAL SQ. FT. PER CUBE	COLORS STOCKED
Belvedere Walls	91.667	N/A	N/A	N/A	2475	N/A	N/A	27.00	Cuyahoga, Scioto
Belvedere Corners	63.33	N/A	N/A	N/A	1520	N/A	N/A	24.00	Cuyahoga, Scioto
Belvedere Coping	N/A	N/A	N/A	N/A	1550	N/A	N/A	66.00/LNFT	Cuyahoga, Scioto



Due to variations in printing, color selections should always be chosen from actual product samples.



* Not Available in Michigan.



Cuyahoga



Scioto

Coping Pallet

- Pallet weight = ±1,550 lbs (incl. pallet weight)
- Coverage = 66 linear feet per Pallet
- Section = 11 linear feet per 1 layer

Coping blocks are provided in five basic sizes. There are three standard coping blocks which are finished on the front, back, and top faces. The standard coping blocks are tapered approximately 1" on each side from the front to the back of the block. There are also two end units which are finished on front, back, top, and one of the sides.

The other side is tapered approximately 1" from the front to the back of the block. The end units are useful for constructing corners and ends. There are multiple face/texture patterns for each basic block size, providing a more random look for your finished project.

Dimensional Coping is also an option for capping the Belvedere Wall. Average block weights of the different face/texture patterns are shown. Weights of individual blocks may vary.

Dimensional Wall*



APPLICATIONS

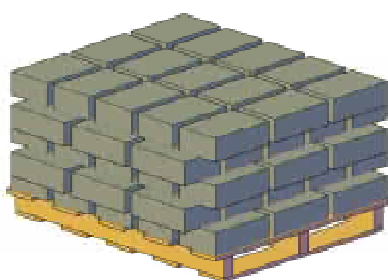
Garden walls, freestanding walls, columns and edging.



Dimensional Wall Straight Block*
12" x 8" x 4"

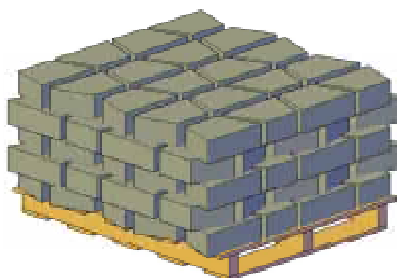


Dimensional Wall Wedge Block*
12" x 8" x 4"



Dimensional Straight Pallet

- 75 pieces / pallet
- 28# / piece
- 2100# / pallet



Dimensional Wedge Pallet

- 100 pieces / pallet
- 20# / piece
- 2000# / pallet

PACKAGING INFO

PRODUCT	WEIGHT PER SQ. FT.	UNITS PER SQ. FT.	UNITS PER BAND	UNITS PER CUBE	WEIGHT PER CUBE	SQ. FT. PER UNIT	SQ. FT. PER BAND	TOTAL SQ. FT. PER CUBE	COLORS STOCKED
Dimensional Wall	84	3.00	N/A	75	2100	.333	N/A	25.00	Cuyahoga, Scioto
Dimensional Wedge	N/A	3.00	N/A	100	2000	.333	N/A	N/A	Cuyahoga, Scioto



Due to variations in printing, color selections should always be chosen from actual product samples.



* Not Available
in Michigan.



Cuyahoga



Scioto

Kodah Wall*



Packaged Together



Kodah Wall
12" × 10.5" × 6"



Kodah Wall
30" × 10.5" × 6"



Kodah Wall
21" × 10.5" × 6"



Kodah Wall
42" × 10.5" × 6"



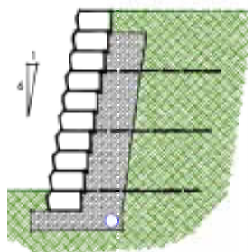
Kodah Wall Corner
21" × 10.5" × 6"

APPLICATIONS


Garden walls, gravity walls, freestanding walls, columns and edging.

INSTALLATION

Engineered Retaining Wall



Freestanding Wall



BLOCK DETAILS

STONE & BUNDLING		Unit Dimensions L" × W" × H"	Units/ Cube	Weight/ Stone lbs.
Freestanding Wall Pallet	Block 1	42" × 10.5" × 6"	6	200±
	Block 2	30" × 10.5" × 6"	3	140±
	Block 3	21" × 10.5" × 6"	6	100±
	Block 4	12" × 10.5" × 6"	3	50±
Corner Pallet	Block 5	21" × 10.5" × 6"	16	100±

Kodah Freestanding Wall Blocks are provided in four basic sizes. The blocks are finished on both the front and back faces of the wall blocks and they are tapered on each side approximately 1 1/2" from the front to the back of the block. There are multiple texture patterns for each basic block size to provide a more random look for your finished project. Average block weights of the different texture patterns are shown. Weights of individual blocks may vary.

The Kodah Collection contains two corner blocks. These blocks are finished on three sides, and the fourth side is tapered to fit with the other retaining wall and freestanding wall blocks. The corner blocks can be used to construct columns, provide a finished end on a freestanding wall, and make 90° corners. There are multiple texture patterns for the faces of both corner blocks, thus providing a more random look for your finished project. Average block weights of the different texture patterns are shown. Weights of individual blocks may vary.

PACKAGING INFO

PRODUCT	WEIGHT PER SQ. FT.	UNITS PER SQ. FT.	UNITS PER BAND	UNITS PER CUBE	WEIGHT PER CUBE	SQ. FT. PER UNIT	SQ. FT. PER BAND	TOTAL SQ. FT. PER CUBE	COLORS STOCKED
Kodah Wall Pallet	N/A	N/A	N/A	18	2400	N/A	N/A	21.00	Cuyahoga, Scioto
Kodah Corner Pallet	N/A	N/A	N/A	16	1600	1.3	N/A	21.00	Cuyahoga, Scioto



Cuyahoga



Scioto



Due to variations in printing, color selections should always be chosen from actual product samples.



* Not Available
in Michigan.

Outcropping Wall*



a) Outcropping Wall Stone –

Recommended Ratio

2 A Pallets

2 B Pallets

1 C Pallet

b) Outcropping Wall Stone* Corner 6"

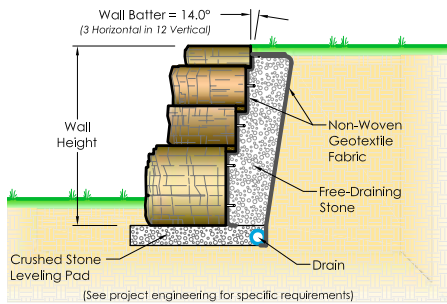
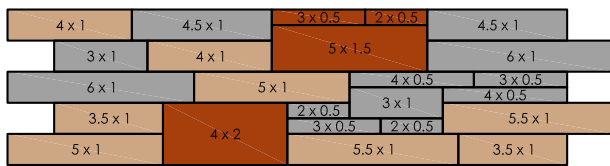
c) Outcropping Wall Stone* Corner 12"

APPLICATIONS

Residential or commercial engineered wall system.

PATTERNS

Pre-drawn patterns and custom layout software saves time in estimating and installation.



Sample Pallet

Pallet A: 18 s.f., 4,000 lbs



42" L x 18" D x 12" H
750 lbs.



48" L x 18" D x 12" H
900 lbs.



60" L x 18" D x 12" H
1100 lbs.



66" L x 18" D x 12" H
1150 lbs.

Pallet B: 18 s.f., 4,000 lbs



24" L x 18" D x 6" H
250 lbs.



36" L x 18" D x 6" H
320 lbs.



36" L x 18" D x 12" H
620 lbs.



48" L x 18" D x 6" H
450 lbs.



54" L x 18" D x 12" H
950 lbs.



72" L x 18" D x 12" H
1300 lbs.

Pallet C: 18 s.f., 4,000 lbs



24" L x 18" D x 6" H
250 lbs.



36" L x 18" D x 6" H
320 lbs.



48" L x 18" D x 24" H
1800 lbs.



60" L x 18" D x 18" H
1600 lbs.

Corner Pallet 6": 4 units, 1920 lbs

Corner Pallet 12": 2 units, 2340 lbs



39" L x 27" W x 6" H
480 lbs.



48" L x 30" W x 12" H
1170 lbs.

PACKAGING INFO

PRODUCT	WEIGHT PER SQ. FT.	UNITS PER SQ. FT.	UNITS PER BAND	UNITS PER CUBE	WEIGHT PER CUBE	SQ. FT. PER UNIT	SQ. FT. PER BAND	TOTAL SQ. FT. PER CUBE	COLORS STOCKED
Outcropping	222.22	N/A	N/A	N/A	4000	N/A	N/A	18.00	Cuyahoga, Scioto



Cuyahoga



Scioto



Due to variations in printing, color selections should always be chosen from actual product samples.



* Not Available in Michigan.

Non-Weathered Versa-Lok®



Versa-Lok®

16" (face) × 14" (rear) × 12" D × 6" H



Smooth Top Versa-Lok®

16" (face) × 14" (rear) × 12" D × 6" H



Rectangular Cap

16" (face) × 11⁵/₈" D × 3⁵/₈" H



Solid Corner

7⁷/₈" (face) × 12" D × 6" H



Full Return Corner

16" (face) × 7⁷/₈" D × 6" H

APPLICATIONS

Residential or commercial engineered retaining wall applications.

PACKAGING INFO

PRODUCT	WEIGHT PER SQ. FT.	UNITS PER SQ. FT.	UNITS PER BAND	UNITS PER CUBE	WEIGHT PER CUBE	SQ. FT. PER UNIT	SQ. FT. PER BAND	TOTAL SQ. FT. PER CUBE	COLORS STOCKED
Non-Weathered Versa-Lok® Standard	123	1.50	N/A	32	2624	0.667	N/A	21.33	Canyon Creek, Chestnut, Desert Sand, Earth, Flagstone, Granite, Storm
Non-Weathered Versa-Lok® Smooth Top Standard	123	1.50	N/A	32	2624	0.667	N/A	21.33	Canyon Creek, Chestnut, Desert Sand, Earth, Flagstone, Granite, Storm
Non-Weathered Rectangular Retaining Wall Cap	51	N/A	N/A	48	2448	N/A	N/A	N/A	Canyon Creek, Chestnut, Desert Sand, Earth, Flagstone, Granite, Storm
Non-Weathered Versa-Lok® Solid Corner	41	3.00	N/A	64	2624	N/A	N/A	N/A	Canyon Creek, Chestnut, Desert Sand, Earth, Flagstone, Granite, Storm
Non-Weathered Versa-Lok® Full Return Corner	48	N/A	N/A	48	2304	N/A	N/A	N/A	Canyon Creek, Chestnut, Desert Sand, Earth, Flagstone, Granite, Storm



Due to variations in printing, color selections should always be chosen from actual product samples.



Canyon Creek



Chestnut



Desert Sand



Earth



Flagstone



Granite



Storm

Non-Weathered Versa-Lok® Mosaic®



Versa-Lok® Non-Weathered Standard
16" (face) × 14" (rear) × 12" D × 6" H



Versa-Lok® Non-Weathered Cobble
8" (face) × 12" D × 6" H



Versa-Lok® Non-Weathered Accent
12" (face) × 12" D × 4" H



Rectangular Cap
16" (face) × 11⁵/₈" D × 3⁵/₈" H



Solid Corner
7⁷/₈" (face) × 12" D × 6" H



Full Return Corner
16" (face) × 7⁷/₈" D × 6" H

APPLICATIONS

Residential or commercial engineered retaining wall applications.

PACKAGING INFO

PRODUCT	WEIGHT PER SQ. FT.	UNITS PER SQ. FT.	UNITS PER BAND	UNITS PER CUBE	WEIGHT PER CUBE	SQ. FT. PER UNIT	SQ. FT. PER BAND	TOTAL SQ. FT. PER CUBE	COLORS STOCKED
Non-Weathered Versa-Lok® Standard	123	1.50	N/A	32	2624	0.667	N/A	21.33	Earth, Flagstone, Storm
Non-Weathered Versa-Lok® Cobble	123	3.00	N/A	64	2560	0.333	N/A	21.33	Earth, Flagstone, Storm
Non-Weathered Versa-Lok® Accent	123	3.00	N/A	60	2460	0.333	N/A	20.00	Earth, Flagstone, Storm
Non-Weathered Rectangular Retaining Wall Cap	51	N/A	N/A	48	2448	N/A	N/A	N/A	Earth, Flagstone, Storm
Non-Weathered Versa-Lok® Solid Corner	41	3.00	N/A	64	2624	N/A	N/A	N/A	Earth, Flagstone, Storm
Non-Weathered Versa-Lok® Full Return Corner	48	N/A	N/A	48	2304	N/A	N/A	N/A	Earth, Flagstone, Storm



Due to variations in printing, color selections should always be chosen from actual product samples.



Earth



Flagstone



Storm

Weathered Versa-Lok® Mosaic®



Versa-Lok® Weathered Standard
16" (face) × 14" (rear) × 12" D × 6" H



Weathered Cobble
8" (face) × 12" D × 6" H



Weathered Accent
12" (face) × 12" D × 4" H



Rectangular Cap
16" (face) × 11⁵/₈" D × 3⁵/₈" H



Solid Corner Unit
7⁷/₈" (face) × 12" D × 6" H



Full Return Corner
16" (face) × 7⁷/₈" D × 6" H

APPLICATIONS

Residential or commercial engineered retaining wall applications.

PACKAGING INFO

PRODUCT	WEIGHT PER SQ. FT.	UNITS PER SQ. FT.	UNITS PER BAND	UNITS PER CUBE	WEIGHT PER CUBE	SQ. FT. PER UNIT	SQ. FT. PER BAND	TOTAL SQ. FT. PER CUBE	COLORS STOCKED
Weathered Versa-Lok® Standard	123	1.50	N/A	32	2624	0.667	N/A	21.33	Earth, Flagstone, Storm
Weathered Versa-Lok® Cobble	123	3.00	N/A	64	2560	0.333	N/A	21.33	Earth, Flagstone, Storm
Weathered Versa-Lok® Accent	123	3.00	N/A	60	2460	0.333	N/A	20.00	Earth, Flagstone, Storm
Weathered Rectangular Retaining Wall Cap	51	N/A	N/A	48	2448	N/A	N/A	N/A	Earth, Flagstone, Storm
Weathered Versa-Lok® Solid Corner	41	3.00	N/A	64	2624	N/A	N/A	N/A	Earth, Flagstone, Storm
Weathered Versa-Lok® Full Return Corner	48	N/A	N/A	48	2304	N/A	N/A	N/A	Earth, Flagstone, Storm



Due to variations in printing, color selections should always be chosen from actual product samples.



Earth



Flagstone



Storm

CornerStone® 100



CornerStone 100®
18" (face) × 12" D × 8" H



CornerStone® Reversible Corner
18" (face) × 8" D × 8" H



CornerStone® Rectangular Cap
18" (face) × 12" D × 4" H

APPLICATIONS

Residential or commercial engineered retaining wall applications
Pillars using CornerStone® Reversible Corner.

PACKAGING INFO

PRODUCT	WEIGHT PER UNIT	UNITS PER SQ. FT.	UNITS PER CUBE	WEIGHT PER CUBE	SQ. FT. PER UNIT	TOTAL SQ. FT. PER CUBE	COLORS STOCKED
CornerStone 100®	78	1.00	40	3120	1	40	Earth, Flagstone, Storm
CornerStone® Reversible Corner	65	N/A	40	2600	N/A	40	Earth, Flagstone, Storm
CornerStone® Rectangular Cap	67	N/A	48	3216	N/A	24	Earth, Flagstone, Storm



Due to variations in printing, color selections should always be chosen from actual product samples.



Earth



Flagstone



Storm



CUSTOM COLORS AVAILABLE

MagnumStone®


Standard Block

48" (face) × 39" (rear) ×
24"D × 24"H


Base Block

48" (face) × 39" (rear) ×
24"D × 24"H


Top Block

48" (face) × 39" (rear) ×
24"D × 24"H


Standard Block Half

48" (face) × 39" (rear) ×
24"D × 24"H


Standard Block Half High

48" (face) × 39" (rear) ×
24"D 12" H


Base Block Half High

48" (face) × 39" (rear) ×
24"D 12"H


Top Block Half High

48" (face) × 39" (rear) ×
24"D 12"H


2 ft. Extender

30" (rear) × 24"D × 24"H


4 ft. Extender

30" (rear) × 48"D × 24"H


Corner/End

2" (top width) × 4" (bottom
width) × 8" D × 24"H


Half High Corner End

3" (top width) × 4" (bottom
width) × 9"D × 12"H


Cap

48"W × 24"D × 6"H

PACKAGING INFO

PRODUCT	UNITS PER CUBE	WEIGHT PER UNIT	WEIGHT PER CUBE	COLORS STOCKED
Standard Block	2	1345	2690	Gray
Base Block	2	1325	2650	Gray
Top Block	2	1220	2440	Gray
Standard Block Half	2	1370	2740	Gray
Standard Block Half High	2	750	1500	Gray
Base Block Half High	2	725	1450	Gray
Top Block Half High	2	687	1374	Gray
2 ft. Extender	2	575	1150	Gray
4 ft. Extender	2	875	1750	Gray
Corner/End	2	340	680	Gray
Half High Corner End	4	170	680	Gray
Cap	6	560	3360	Gray



Gray

Bullnose



Single Bullnose
6" × 12" × 2 ³/₈"



Double Bullnose
6" × 12" × 2 ³/₄"



Vintage Single Bullnose
6" × 12" × 2 ³/₈"
(Special Order)



Vintage Double Bullnose
6" × 12" × 2 ³/₄"
(Special Order)

APPLICATIONS

Steps, wall caps and coping applications.

PACKAGING INFO

PRODUCT	WEIGHT PER SQ. FT.	UNITS PER SQ. FT.	UNITS PER LAYER	UNITS PER CUBE	WEIGHT PER CUBE	SQ. FT. PER UNIT	TOTAL SQ. FT. PER CUBE	COLORS STOCKED
Single Bullnose Paver	28.0	2.00	N/A	168	2352	N/A	84	Charcoal, Cream, Dark Chocolate
Vintage Single Bullnose Paver	28.0	2.00	N/A	192	2668	N/A	96	Special Order
Double Bullnose Paver	30.0	2.00	N/A	144	2160	N/A	72	Charcoal, Cream, Dark Chocolate
Vintage Double Bullnose Paver	30.0	2.00	N/A	192	2880	N/A	96	Special Order



Due to variations in printing, color selections should always be chosen from actual product samples.



Charcoal



Cream



Dark Chocolate

Olentangy Bluff Tread™



Olentangy Bluff Tread™
36" L × 16" D × 6" H



Olentangy Bluff Tread™
48" L × 16" D × 6" H



Olentangy Bluff Tread™
60" L × 16" D × 6" H



Olentangy Bluff Tread™
72" L × 16" D × 6" H

APPLICATIONS

Residential or commercial step applications.

PACKAGING INFO

PRODUCT	WEIGHT PER SQ. FT.	UNITS PER SQ. FT.	UNITS PER BAND	UNITS PER CUBE	WEIGHT PER CUBE	SQ. FT. PER UNIT	SQ. FT. PER BAND	TOTAL SQ. FT. PER CUBE	COLORS STOCKED
Olentangy Bluff Tread 36"	N/A	N/A	N/A	8	2240	N/A	N/A	N/A	Cuyahoga, Scioto
Olentangy Bluff Tread 48"	N/A	N/A	N/A	8	2984	N/A	N/A	N/A	Cuyahoga, Scioto
Olentangy Bluff Tread 60"	N/A	N/A	N/A	6	2802	N/A	N/A	N/A	Cuyahoga, Scioto
Olentangy Bluff Tread 72"	N/A	N/A	N/A	4	2240	N/A	N/A	N/A	Cuyahoga, Scioto



Due to variations in printing, color selections should always be chosen from actual product samples.



Cuyahoga



Scioto

 New Color Coming in 2021

Dimensional & Irregular Steps*



A Irregular Steps*

All irregular steps have 7" rise
 42" L x 17" D x 7" H (349 lbs.)
 42" L x 26" D x 7" H (476 lbs.)
 54" L x 22" D x 7" H (458 lbs.)
 48" L x 24" D x 7" H (512 lbs.)
 48" L x 28" D x 7" H (567 lbs.)
 60" L x 24" D x 7" H (600 lbs.)


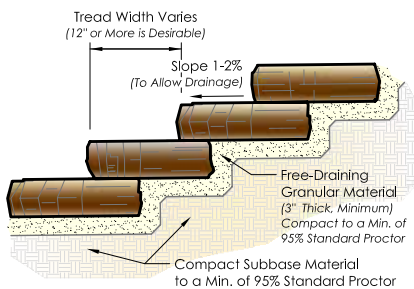
Packaged Together

B Dimensional Steps*

All dimensional steps have 7" rise
 36" L x 18" D x 7" H (375 lbs.)
 48" L x 18" D x 7" H (455 lbs.)
 72" L x 30" D x 7" H (1320 lbs.)

APPLICATIONS

Residential or commercial step applications.



PACKAGING INFO

PRODUCT	WEIGHT PER SQ. FT.	UNITS PER SQ. FT.	UNITS PER BAND	UNITS PER CUBE	WEIGHT PER CUBE	SQ. FT. PER UNIT	SQ. FT. PER BAND	TOTAL SQ. FT. PER CUBE	COLORS STOCKED
Irregular Steps*	N/A	N/A	N/A	6	2962	N/A	N/A	N/A	Cuyahoga, Scioto
Dimensional Steps 3'	N/A	N/A	N/A	6	2250	N/A	N/A	N/A	Cuyahoga, Scioto
Dimensional Steps 4'	N/A	N/A	N/A	6	2730	N/A	N/A	N/A	Cuyahoga, Scioto
Dimensional Steps 6'	N/A	N/A	N/A	3	3960	N/A	N/A	N/A	Cuyahoga, Scioto



Due to variations in printing, color selections should always be chosen from actual product samples.



* Not Available in Michigan.



Cuyahoga



Scioto

New Color Coming in 2021

Superior Steppers*



Superior Stepper – 21" × 27" × 2"

Eight different shapes on a cube.

PACKAGING INFO

PRODUCT	WEIGHT PER SQ. FT.	UNITS PER SQ. FT.	UNITS PER BAND	UNITS PER CUBE	WEIGHT PER CUBE	SQ. FT. PER UNIT	SQ. FT. PER BAND	TOTAL SQ. FT. PER CUBE	COLORS STOCKED
Superior Steppers	N/A	N/A	N/A	24	1950	N/A	N/A	N/A	Cuyahoga, Scioto

Look for new packaging configuration – Spring 2021



Due to variations in printing, color selections should always be chosen from actual product samples.



* Not Available
in Michigan.



Cuyahoga



Scioto



New Color
Coming in 2021

Dimensional Coping*



Standard Coping*
18" x 12.5" x 2.5"

Packaged Together



Finished End Coping*
19" x 12.5" x 2.5"



Long Coping*
24" x 12.5" x 2.5"

APPLICATIONS

Wall applications, stair treads

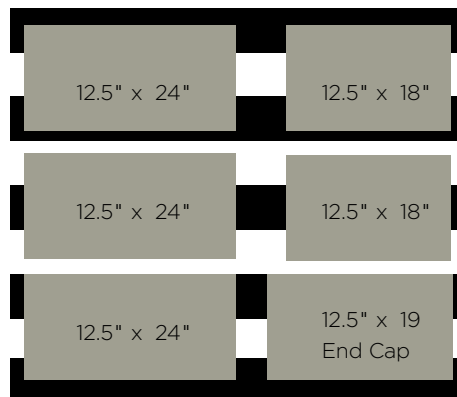
BLOCK DETAILS

STONE & BUNDLING

Unit Dimensions L" x W" x H" Units Bundle

Weight/
Stone lbs.

Dimensional Coping Pallet	Standard	18" x 12.5" x 2.5"	12	46±
	Finished End	19" x 12.5" x 2.5"	6	48±
	Long	24" x 12.5" x 2.5"	18	61±



Dimensional Coping Pallet Overview

- 6 layers per pallet
- 63 LF/pallet
- Section = 10.5 LF per 1 layer.

PACKAGING INFO

PRODUCT	WEIGHT PER SQ. FT.	UNITS PER SQ. FT.	UNITS PER BAND	UNITS PER CUBE	WEIGHT PER CUBE	SQ. FT. PER UNIT	SQ. FT. PER BAND	TOTAL SQ. FT. PER CUBE	COLORS STOCKED
Dimensional Coping	N/A	N/A	N/A	N/A	1950	N/A	N/A	63.00/LNFT	Cuyahoga, Scioto



Due to variations in printing, color selections should always be chosen from actual product samples.




* Not Available
in Michigan.



Cuyahoga



Scioto



New Color Coming in 2021

Edington® Fire Pit Kit



OVERALL DIMENSIONS

12" H × 48" Diameter

Weight - 1083 lbs (2 pallets)

KIT COMPONENTS

- 39 Edington Wall Stone Wedge Units
- 3 - 10 oz. Tubes of Paver Bond
- Steel Ring
- Optional Grill Grate
- Optional Precast Rockface Caps

Build a fire pit in no time with our Edington Fire Pit Kit. Place base units on 4-6" of prepared compacted base and adhere units as you construct. Great for small fires, roasting marshmallows and hot dogs.



Optional
Precast
Caps



Canyon Creek



Charcoal



Earth



Flagstone



Granite



Storm

PRECAST ROCKFACE CAP COLORS



Cuyahoga



Scioto



Due to variations in printing, color selections should always be chosen from actual product samples.

Belvedere® Fire Pit Kit*



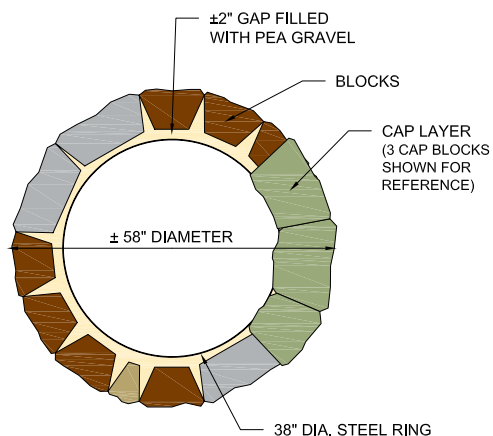
OVERALL DIMENSIONS

14" H × 58" Diameter
Weight - 1348 lbs (1 pallet)

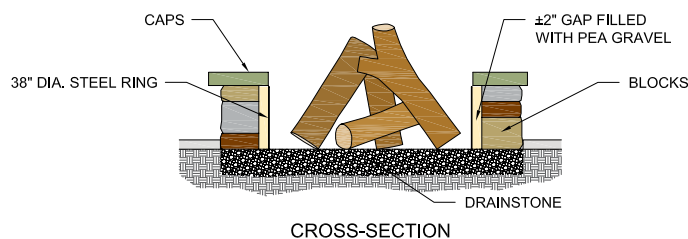
KIT COMPONENTS

- 52 Belvedere Units
- 3-10 oz. Tubes of Adhesive
- Steel Ring
- Optional Grill Grate

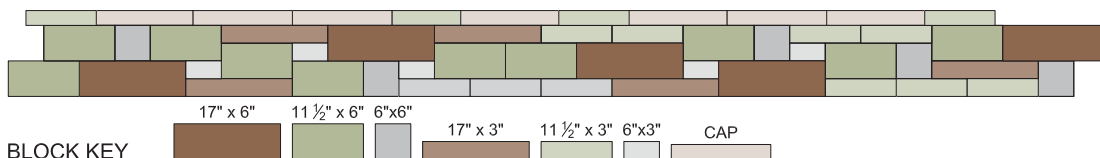
The Belvedere Fire Pit creates a rustic sophistication all its own. The Belvedere Fire Pit has a diameter of approximately five feet and a height of fourteen inches, the proportions of the fire pit creates a perfect focal point for any occasion—from intimate gathers to larger events. The Belvedere Fire Pit blends seamlessly with the entire collection of attractive Rosetta® paver and wall lines. Kit includes steel metal ring.



TOP VIEW




SAMPLE BLOCK LAYOUT PATTERN (OPTIONAL)



Cuyahoga



Scioto



Due to variations in printing, color selections should always be chosen from actual product samples.



* Not Available in Michigan.

Dimensional Fire Pit Kit*



OVERALL DIMENSIONS

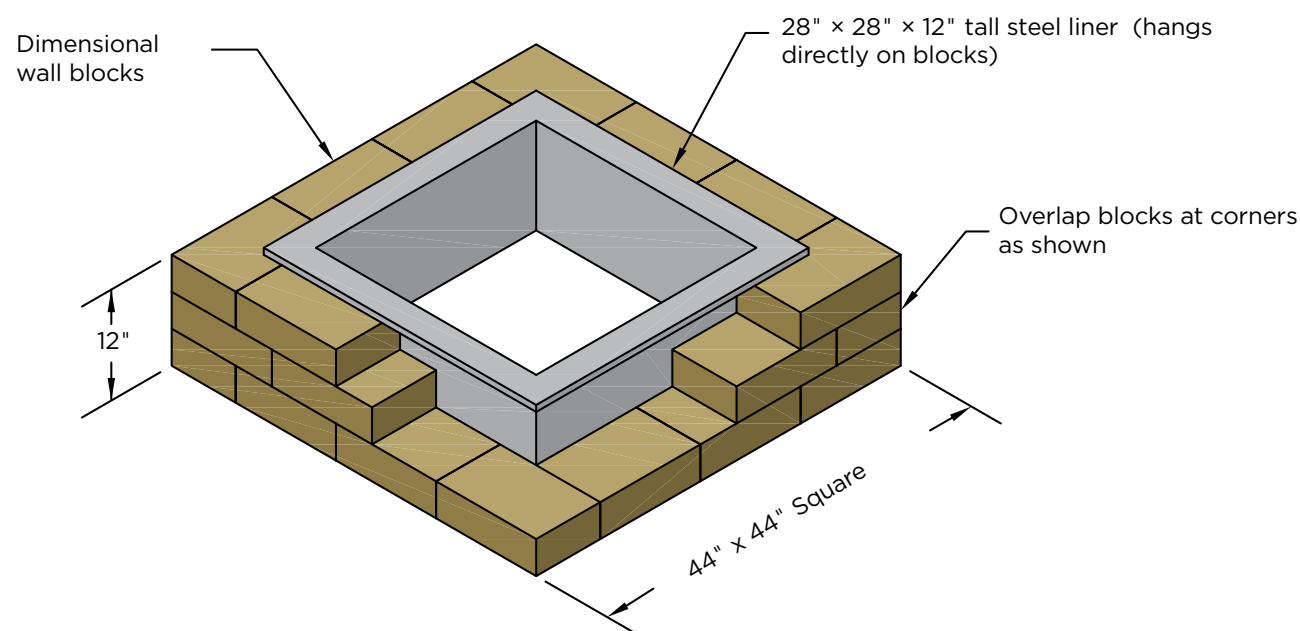
12" H × 44"W × 44"D

Weight - 1136 lbs. (1 pallet)

The Dimensional Wall Fire Pit Kit features hand-hewn stone texture with consistent dimensions to create a natural looking square fire pit.

KIT COMPONENTS

- 36 Dimensional Units
- 3-10 oz. Tubes of Adhesive
- Steel Liner
- Square Fire Pit Pallet: 1,130 lbs



Cuyahoga



Scioto



New Color
Coming in 2021



Due to variations in printing, color selections should always be chosen from actual product samples.



* Not Available
in Michigan.

Kodah Fire Pit Kit*



OVERALL DIMENSIONS

12" H × 44"W × 48"D

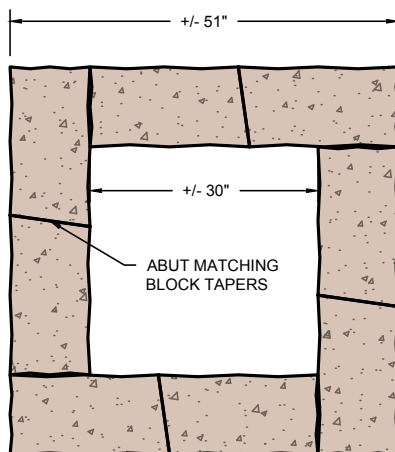
Weight - 1682 lbs. (1 pallet)

KIT COMPONENTS

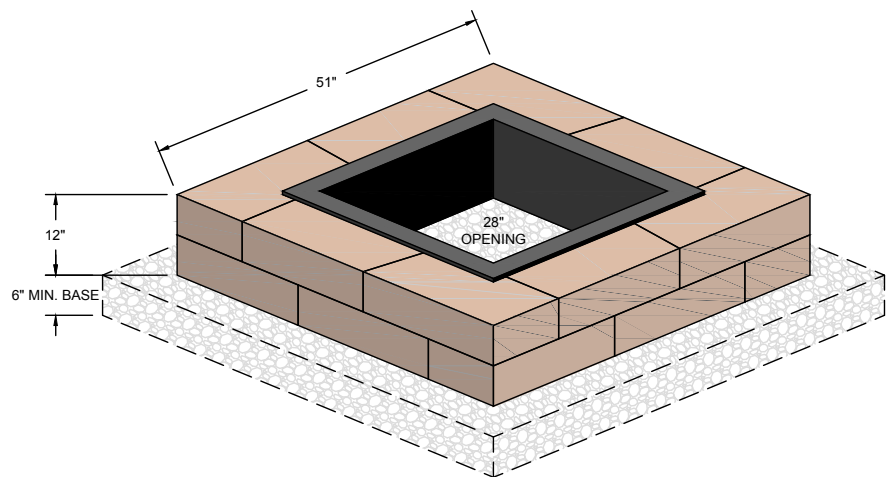
- 16 Kodah Corner Units
- 3-10 oz. Tubes of Adhesive
- Steel Liner

The Kodah fire pit features modern, linear proportions. The freshly quarried stone texture complements a variety of applications. It is designed for fast installation with large blocks and perfectly planned construction.

TYPICAL COURSE PLAN VIEW



TYPICAL CONSTRUCTION ISOMETRIC VIEW



Cuyahoga



Scioto

● New Color Coming in 2021



Due to variations in printing, color selections should always be chosen from actual product samples.



* Not Available
in Michigan.

Edington® Pub Table Kit

OVERALL DIMENSIONS

42" H × 48"W × 48"D

Weight - 1752 lbs (2 pallet)

KIT COMPONENTS

- 36 Edington Wall Stone pieces
- 1-42" Table Top with 2" hole
- 1-28" Foot Rest with 2" hole
 - Both pieces 3" thick
 - The 2" hole fits standard umbrella (not incl.)
- 2-10 oz. Tubes of Adhesive
- Optional 42" Round Table Top with 2" hole (non stock)



Add additional entertaining space with our Pub Table Kit. The large table top allows plenty of room to enjoy drinks or a snack. The bottom foot rest is great for propping up your feet.



Canyon Creek



Charcoal



Earth



Flagstone



Granite



Storm

PRECAST ROCKFACE CAP COLORS



Cuyahoga

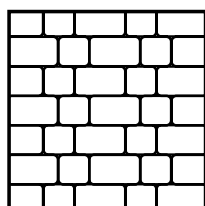


Scioto




Due to variations in printing, color selections should always be chosen from actual product samples.


LEXINGTON



Muster D
40% Lexington 14
60% Lexington 21




Muster K
28% Lexington 14
72% Lexington 21




Running Bond
10, 14, or 21


VINTAGE FLAT TOP WASHINGTON* PAVERS



Muster D
40% Wash. 14
60% Wash. 21

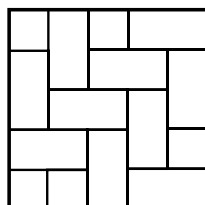


Muster K
28% Wash. 14
72% Wash. 21




Running Bond
10, 14, or 21


PLYMOUTH




90° Herringbone



Running Bond




45° Herringbone




Basketweave


JAMESTOWN



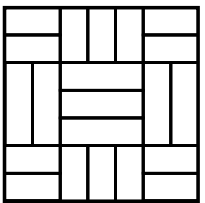
90° Herringbone



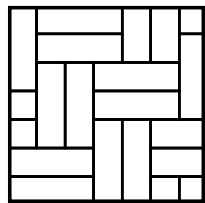
Running Bond



45° Herringbone




Pattern A



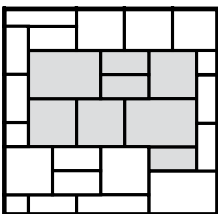
Pattern B

MALIBU



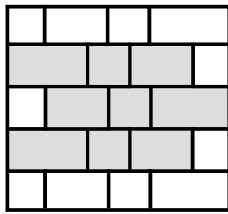
Pattern A

OZARK & MANHATTAN

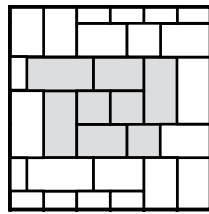


Pattern A

NEWPORT

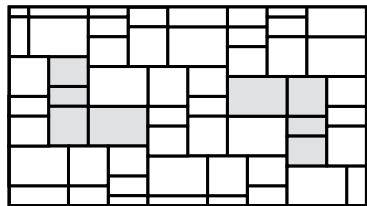


Random
Running Bond




Pattern B

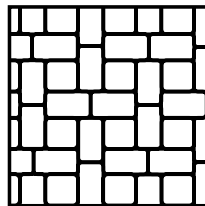
NATURAL STONE PAVERS



Combo Pack

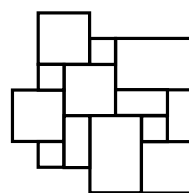


Running Bond
11.81" × 23.62",
17.72" × 23.62", or
23.62" × 35.43"

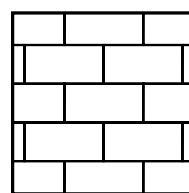


Jumbo Muster K
28% Large Sq.
72% Jumbo Rec.


TRAVERTINE PAVERS



French Pattern



Running Bond



45° Herringbone

* All random lays are not a pattern. Random lays can consist of any grouping of the pavers.
See Oberfields.com for larger format printouts.





oberfields | Care & Warranty Information

Color

The natural materials that we use in our paving stones and retaining wall products deliver a range of colors that closely match color samples in catalogs, spec books, color swatch books and online photos. However, Oberfields cannot guarantee exact color matching. Our pavers and walls can vary slightly in color depending on environmental conditions. Therefore, colors shown are approximate representations of standard colors and shouldn't be expected to be an exact match. Final color selections should be made at your local dealer from stock product or displays. Oberfields always recommends immediately verifying the product and color upon receipt. If there are any discrepancies, contact your local dealer before continuing your project. Installation of the product constitutes its acceptance. Proper installation enhances the overall color of pavement. Units should be randomly picked from at least two pallets when installing. This creates an attractive and subtle blending of color.

Efflorescence

Our warranty does not apply to efflorescence. Efflorescence is a whitish, powder like deposit that can appear on the surface of concrete pavers. When cement hydrates, calcium hydroxide is formed. A reaction occurs between the calcium hydroxide and carbon dioxide (from the air) to form water-insoluble calcium carbonate, which is then called efflorescence. Efflorescence does not have an effect on the structural performance or durability of the concrete pavers. Oberfields includes admixtures in their concrete pavers to help minimize efflorescence, but efflorescence is a natural occurrence in all concrete products. Oberfields does not warrant concrete pavers and/or walls that it manufactures against the appearance of efflorescence. Efflorescence may appear immediately or within months following installation. It may remain for months or some of it may wear away. Deposits may be removed from the concrete paver surface by using proprietary efflorescence removers. Before purchasing or applying any chemicals to remove deposits, please consult your local dealer for efflorescence removal chemicals.

Polymeric Haze

Polymeric haze from the use of polymeric joint sand may appear on your concrete products if the sand was not removed from the surface of the paver properly. This does not affect the integrity of the product or your installation. The hazing will weather away naturally with time and rain. It can be removed with a specialized cleaner; you are advised to contact your contractor or the polymeric sand company used for advice on recommendations. Oberfields accepts no responsibility or liability for this occurrence.

Construction Residue

A by-product of cutting with a saw is residue-filled water or concrete dust. Residue-filled water or re-hydrated dust can cling to the surface and leave a concrete stain. It is recommended to wash and remove the water or concrete dust from the surface of the pavers before it dries. Construction residue can also happen through soil disturbance or environmental elements. These contaminants should be removed immediately but do not affect the integrity of the product or your installation. Oberfields accepts no responsibility or liability for these occurrences.

Compactor and Snow Removal

Oberfields pavers with textured surfaces have high and low points on the surface that give it more of an aesthetic appeal. However, pavers with textured surfaces are susceptible to surface scuffing when they are compacted into place. Therefore, these types of pavers should always be compacted with plate compactors that incorporate a protective mat or other medium between the plate compactor and the surface of the Oberfields pavers. This system will help ensure that paver surface scuffing is kept to a minimum. These protective mediums include: rubber matting, thin carpet or cardboard. Manufacturers of plate compactors are able to recommend other products that can also be used for this purpose. For further information on interlocking concrete paver details, technical information, and recommended construction practices, visit ICPI at icpi.org.

Hardscape Lifetime Limited Warranty

Oberfields backs our manufactured paver and wall products with a lifetime limited warranty, guaranteeing our products against manufacturing defects. This warranty is for residential construction only, and is applicable where products have been correctly installed to meet industry specifications. Color variations and the appearance of efflorescence do not constitute a warranty claim. Any defective products will be replaced; however, replacement labor and transportation costs are not included in this warranty. All warranty claims must be made prior to the removal or disposal of the defective product. We will honor this warranty with a proof of purchase (invoice or delivery ticket.) The foregoing warranty is exclusive and in lieu of all other express or implied warranties of any kind. Furthermore, Oberfields disclaims all implied warranties of merchantability as well as all implied warranties of fitness for a particular purpose. Oberfields shall not be liable for any consequential damages or incidental damages arising from any warranty claim made against it.

NOTE: This warranty does not apply to any breakage, chipping, or other deterioration that was caused by improper design or installation which does not comply with applicable codes, the ICPI, NCMA, and recognized work procedures. Please visit icpi.org or ncma.org for more information on installation specifications. This warranty does not apply to any damage resulting from a natural disaster or from a deliberate and/or negligent act on the part of the purchaser, owner of the building, installer or any third party.

SALES | CORPORATE OFFICE

Hardscape & Precast
528 London Road
Delaware, Ohio 43015
614-252-0955
740-369-7644
800-845-7644
Fax 740-363-7644

SALES & MANUFACTURING

Hardscape
4033 Alum Creek Drive
Obetz, Ohio 43207
614-252-0955
Fax 614-252-5858

SALES CENTER

10075 Sheehan Road
Centerville, Ohio 45458
937-885-3711
Fax 937-885-4355



oberfields.com