

ELEMENTS™



The “jack of all trades” face-mix Elements® paver can be installed alone for a classic, tailored look or used as accents or edging stones. Manufactured in a herringbone pattern to accommodate mechanical equipment for efficient machine laid applications.



DESIGN PAVE®

PREMIUM
CONCRETE
PAVERS



ELEMENTS™

PAVERS

DesignPAVE®

PRODUCT SPECS

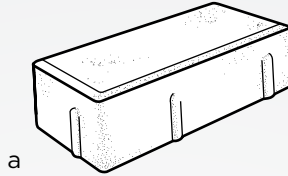
a) Elements™ - 4" x 8"

All Elements pavers are 2³/₄" thick

Stocked in Rough and Smooth textures

Other textures available as special order are:

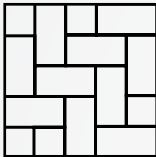
Hammered, Tumbled



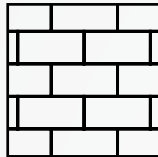
APPLICATIONS

Pedestrian or light vehicular traffic, residential driveways, commercial applications, patios, borders and swimming pool decks.


PATTERNS



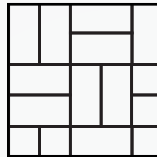
90° Herringbone



Running Bond




45° Herringbone



Basketweave

Note: Pavers can be installed on their own as machine-layable pavers.

LAYER CONFIGURATION:



Note: 4 x 4 fillers (see black squares in illustration) are used to keep the integrity of a layer when placed by a machine. They are no charge and not sold separately. If 4 x 4 fillers are used in a pattern and more are needed, installers can cut 4 x 8 pavers in half and install where needed.

PACKAGING INFO

PRODUCT	SF PER LAYER	LAYERS PER CUBE	WT PER CUBE	SF PER CUBE	COLORS STOCKED
Elements™	11	8	2996	88	Rough and Smooth Textures: Homecoming, Reflection, Vision

Note: Due to variations in printing, color selections should always be chosen from actual product samples. Textured paver and patio stone surfaces require a buffer between the plate compactor and the paver surface to prevent scuffing.

COLORS Shown in rough texture



Homecoming
Rough




Reflection Rough



Vision Rough



Homecoming
Smooth



Reflection Smooth



Vision Smooth

OBERFIELDS