


TECH-GUIDE



PAVERS | RETAINING WALLS | ACCESSORIES



POLYMERIC SAND

Our Dura Denz Polymeric Sand will minimize sand erosion from pavement joints, deters weed growth, insect infestation and reduces overall pavement maintenance. **Dura Denz polymeric sand is available in two colors: Tan & Granite.**

ALL-IN-ONE SEALER

How do you go about keeping your new paver project looking its absolute best? By sealing it with a Dura Denz All-In-One Penetrating Sealer, uniquely formulated in conjunction with the Americana Collection pavers to enhance, protect, and stabilize your paver project. **Dura Denz penetrating sealers are offered in both Water Based and Solvent Based formulas - Matte and Wet-Look finishes: 1-gallon & 5-gallon sizes.**

BEST PRACTICES

We adhere to ICPI System Practices.

- After excavation, install geosynthetic fabric
- Install sub-base material (open graded 3/4" clean or 3/4" down to fines)
- Install bedding layer (clean limestone chip or concrete sand)
- Install Americana Collection paver
- Sweep in Dura Denz Polymeric Sand
- Clean patio in preparation of sealer
- Seal patio with Dura Denz All-In-One Sealer

DURA DENZ PRODUCTS AVAILABLE

Dura Denz is exclusive to Oberfields and represents a dramatic break-through in concrete casting technology. Our Americana Collection line of premium pavers are infused with Dura Denz. A specially formulated dense top layer that creates a smooth, extra-hard surface that resists chipping, scratching and fading. The result is products that are not only beautiful, but extremely durable.

Call your Oberfields representative today.
Because quality matters.



SEE AND FEEL THE DIFFERENCE DESIGN TO BE DIFFERENT



EXTREMELY DURABLE
RESISTS DAILY WEAR AND TEAR



COLOR FADE RESISTANT



EXCEEDS ASTM STANDARDS
ENHANCED QUALITY AND STRENGTH



DENSE TOP-LAYER
(NO COARSE AGGREGATE)



AMERICAN OWNED AND MADE

Contents

PAVERS

Lexington*	4
Ozark* Demi.....	5
Ozark* Supra.....	6
Manhattan* Demi	7
Manhattan* Supra	8
Newport*	9
CityStone™ XL	10
Plymouth*	11
Jamestown*	12
Luna™	13
Eco-Elite™ L-10	14
Grand Flagstone	15
Dimensional Flagstone	16

WALLS

Edington Wall Stone*	17
Lenza Wall	18
Belvedere Wall	19
Dimensional Wall.....	20
Kodah Wall.....	21
Outcropping Wall.....	22
Versa-Lok*	23

STAIR TREADS | WALL COPINGS | PIER CAPS

Bullnose	24
Olentangy Bluff Tread™	25
Dimensional and Irregular Steps	26
Superior Steppers.....	27
Dimensional Coping	28
Column Caps.....	29

FIRE PITS | PUB TABLE

Fire Pits	30-34
Edington Pub Table	35

For warranty information, please visit our website
oberfields.com

Lexington[®]



Packaged Together



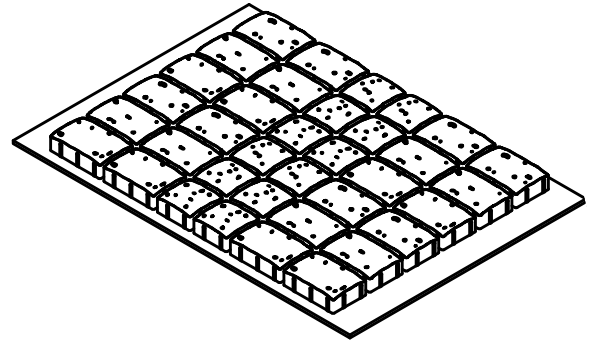
Lexington 14

5 1/2" x 5 1/2" x 2 3/8"




Lexington 21

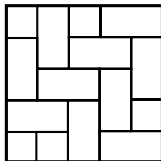
5 1/2" x 8 1/4" x 2 3/8"




INSTALLATION PATTERNS



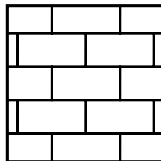
Muster K



90° Herringbone
(Lexington 21 only)



45° Herringbone
(Lexington 21 only)



Running Bond
(Lexington 21 only)

APPLICATIONS

Pedestrian traffic, residential driveways,
patios, borders and swimming pool decks.
Vehicular-Rated.

PACKAGING INFO

PRODUCT	WEIGHT PER SQ. FT.	UNITS PER SQ. FT.	SQ. FT. PER UNIT	UNITS PER LAYER	LAYERS PER CUBE	SQ. FT. PER LAYER	UNITS PER CUBE	WEIGHT PER CUBE	TOTAL SQ. FT. PER CUBE	COLORS STOCKED
Lexington® Combo Pallet	29 lbs	4.76/3.17	.32/.21	36	10	10.12	360	2934	101.20	Canyon Creek, Driftwood, Earth, Flagstone, Granite, Storm
Lexington® 21	29 lbs	3.17	0.32	42	8	13.25	336	3074 lbs	106	Charcoal, Driftwood, Storm



Due to variations in printing, color selections should always be chosen from actual product samples.
Americana Collection pavers require a buffer between the plate compactor and the paver surface to prevent scuffing.



Canyon Creek
Blend



Charcoal
(Lexington 21 only)



Driftwood Blend



Earth Blend



Flagstone Blend



Granite Blend



Storm Blend

Ozark Demi®



Packaged Together



Small Rectangle

4" x 8" x 2³/₈"



Square

8" x 8" x 2³/₈"

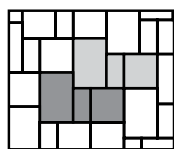


Large Rectangle

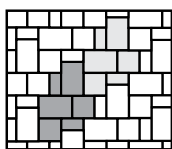
8" x 12" x 2³/₈"

*Similar to our previous Malibu

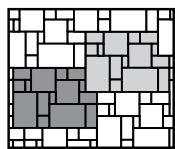
INSTALLATION PATTERNS



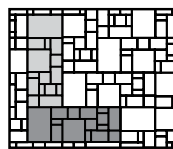
Demi or Supra
Pattern 1



Demi or Supra
Pattern 2



Demi/Supra
Pattern 1
Demi (30%), Supra (70%)



Demi/Supra
Pattern 2
Demi (50%), Supra (50%)

APPLICATIONS

Pedestrian traffic, residential driveways,
patios, borders and swimming pool decks.
Vehicular-Rated.

PACKAGING INFO

PRODUCT	WEIGHT PER SQ. FT.	UNITS PER SQ. FT.	SQ. FT. PER UNIT	UNITS PER LAYER	LAYERS PER CUBE	SQ. FT. PER LAYER	UNITS PER CUBE	WEIGHT PER CUBE	TOTAL SQ. FT. PER CUBE	COLORS STOCKED
Ozark® Demi Small Rectangle	29 lbs	4.5	0.22	8	10	1.76	80	2884 lbs Combined Weight	103.3 All Sizes Together	Canyon Creek, Driftwood, Earth, Flagstone, Granite, Storm
Ozark® Demi Square	29 lbs	2.25	0.44	8	10	3.53	80			Canyon Creek, Driftwood, Earth, Flagstone, Granite, Storm
Ozark® Demi Large Rectangle	29 lbs	1.5	0.66	8	10	5.28	80			Canyon Creek, Driftwood, Earth, Flagstone, Granite, Storm



Due to variations in printing, color selections should always be chosen from actual product samples.

Americana Collection pavers require a buffer between the plate compactor and the paver surface to prevent scuffing.



Canyon Creek



Driftwood



Earth



Flagstone



Granite



Storm

Ozark[®] Supra



Packaged Together



Small Rectangle

8" x 16" x 2 ³/₈"

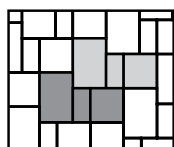
Square

16" x 16" x 2 ³/₈"


Large Rectangle

16" x 24" x 2 ³/₈"

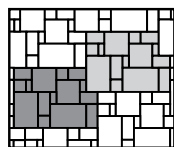
INSTALLATION PATTERNS



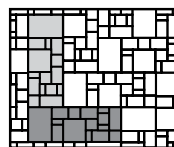
Demi or Supra
Pattern 1



Demi or Supra
Pattern 2



Demi/Supra
Pattern 1
Demi (30%), Supra (70%)



Demi/Supra
Pattern 2
Demi (50%), Supra (50%)

APPLICATIONS

Pedestrian traffic, patios,
swimming pool decks, and sidewalks.

PACKAGING INFO

PRODUCT	WEIGHT PER SQ. FT.	UNITS PER SQ. FT.	SQ. FT. PER UNIT	UNITS PER LAYER	LAYERS PER CUBE	SQ. FT. PER LAYER	UNITS PER CUBE	WEIGHT PER CUBE	TOTAL SQ. FT. PER CUBE	COLORS STOCKED
Ozark [®] Supra Small Rectangle	29 lbs	1.12	0.89	2	10	1.78	20	2884 lbs Combined Weight	103.34 All Sizes Together	Driftwood, Earth, Flagstone, Granite, Storm
Ozark [®] Supra Square	29 lbs	0.56	1.77	2	10	3.54	20			Driftwood, Earth, Flagstone, Granite, Storm
Ozark [®] Supra Large Rectangle	29 lbs	0.375	2.67	2	10	5.34	20			Driftwood, Earth, Flagstone, Granite, Storm



Due to variations in printing, color selections should always be chosen from actual product samples.
Americana Collection pavers require a buffer between the plate compactor and the paver surface to prevent scuffing.



Driftwood



Earth



Flagstone



Granite



Storm

Manhattan® Demi



Packaged Together



Small Rectangle
4" x 8" x 2³/₈"

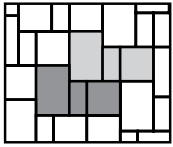


Square
8" x 8" x 2³/₈"

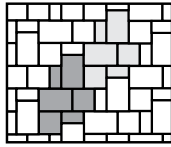


Large Rectangle
8" x 12" x 2³/₈"

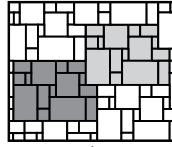
INSTALLATION PATTERNS



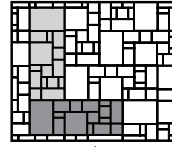
Demi or Supra
Pattern 1



Demi or Supra
Pattern 2



Demi/Supra
Pattern 1
Demi (30%), Supra (70%)



Demi/Supra
Pattern 2
Demi (50%), Supra (50%)

APPLICATIONS

Pedestrian traffic, residential driveways,
patios, borders and swimming pool decks.
Vehicular-Rated.

PACKAGING INFO


PRODUCT	WEIGHT PER SQ. FT.	UNITS PER SQ. FT.	SQ. FT. PER UNIT	UNITS PER LAYER	LAYERS PER CUBE	SQ. FT. PER LAYER	UNITS PER CUBE	WEIGHT PER CUBE	TOTAL SQ. FT. PER CUBE	COLORS STOCKED
Manhattan® Demi Small Rectangle	29 lbs	4.5	0.22	8	10	1.76	80	2884 lbs	103.3	Driftwood, Earth, Flagstone, Frost, Granite, Storm
Manhattan® Demi Square	29 lbs	2.25	0.44	8	10	3.52	80	2884 lbs	103.3	Driftwood, Earth, Flagstone, Frost, Granite, Storm
Manhattan® Demi Large Rectangle	29 lbs	15	0.66	8	10	5.28	80	2884 lbs	103.3	Driftwood, Earth, Flagstone, Frost, Granite, Storm



Due to variations in printing, color selections should always be chosen from actual product samples.
Americana Collection pavers require a buffer between the plate compactor and the paver surface to prevent scuffing.



Driftwood



Earth



Flagstone



Frost



Granite



Storm

Manhattan[®] Supra



Packaged Together



Small Rectangle

8" x 16" x 2 ³/₈"

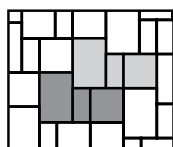
Square

16" x 16" x 2 ³/₈"


Large Rectangle

16" x 24" x 2 ³/₈"

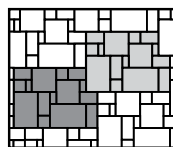
INSTALLATION PATTERNS




Demi or Supra
Pattern 1



Demi or Supra
Pattern 2



Demi/Supra
Pattern 1
Demi (30%), Supra (70%)



Demi/Supra
Pattern 2
Demi (50%), Supra (50%)

APPLICATIONS

Pedestrian traffic, patios,
swimming pool decks, and sidewalks.

PACKAGING INFO

PRODUCT	WEIGHT PER SQ. FT.	UNITS PER SQ. FT.	SQ. FT. PER UNIT	UNITS PER LAYER	LAYERS PER CUBE	SQ. FT. PER LAYER	UNITS PER CUBE	WEIGHT PER CUBE	TOTAL SQ. FT. PER CUBE	COLORS STOCKED
Manhattan [®] Supra Small Rectangle	29 lbs	1.12	0.89	2	10	1.78	20	2884 lbs	103.34	Driftwood, Earth, Flagstone, Frost, Granite, Storm
Manhattan [®] Supra Square	29 lbs	0.56	1.77	2	10	3.54	20	2884 lbs	103.34	Driftwood, Earth, Flagstone, Frost, Granite, Storm
Manhattan [®] Supra Large Rectangle	29 lbs	0.375	2.67	2	10	5.34	20	2884 lbs	103.34	Driftwood, Earth, Flagstone, Frost, Granite, Storm



Due to variations in printing, color selections should always be chosen from actual product samples.
Americana Collection pavers require a buffer between the plate compactor and the paver surface to prevent scuffing.



Driftwood



Earth



Flagstone



Frost



Granite



Storm

Newport®



Packaged Together



Small Rectangle

$11 \frac{3}{4}'' \times 17 \frac{3}{4}'' \times 2 \frac{3}{8}''$

Square

$11 \frac{3}{4}'' \times 11 \frac{3}{4}'' \times 2 \frac{3}{8}''$

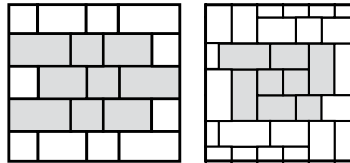
Large Rectangle

$11 \frac{3}{4}'' \times 23 \frac{5}{8}'' \times 2 \frac{3}{8}''$

APPLICATIONS

Pedestrian traffic, patios, swimming pool deck, and sidewalks.

INSTALLATION PATTERNS



Random
Running Bond

Pattern B

PACKAGING INFO

PRODUCT	WEIGHT PER SQ. FT.	UNITS PER SQ. FT.	SQ. FT. PER UNIT	UNITS PER LAYER	LAYERS PER CUBE	SQ. FT. PER LAYER	UNITS PER CUBE	WEIGHT PER CUBE	TOTAL SQ. FT. PER CUBE	COLORS STOCKED
Newport® Small Rectangle	29 lbs	0.69	1.45	2	9	2.90	18	3020 lbs	104	Driftwood, Granite, Storm
Newport® Square	29 lbs	1.04	0.96	3	9	2.88	27	3020 lbs	104	Driftwood, Granite, Storm
Newport® Large Rectangle	29 lbs	0.52	1.93	3	9	5.79	27	3020 lbs	104	Driftwood, Granite, Storm



Due to variations in printing, color selections should always be chosen from actual product samples.

Americana Collection pavers require a buffer between the plate compactor and the paver surface to prevent scuffing.



Driftwood




Granite



Storm

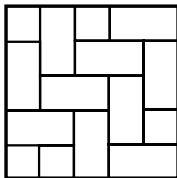
CityStone™ XL




CityStone™ 12x24
12" x 24" x 2 1/2"

CityStone™ 24x24
24" x 24" x 2 1/2"

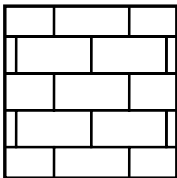
INSTALLATION PATTERNS



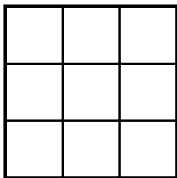
90° Herringbone
12x24



45° Herringbone
12x24



Running Bond
12x24, 24x24



Stack Bond
24x24

APPLICATIONS

Perfect for sidewalks, outlying entertaining spaces, or creating courtyards.

PACKAGING INFO

PRODUCT	WEIGHT PER SQ. FT.	UNITS PER SQ. FT.	SQ. FT. PER UNIT	LAYERS PER CUBE	WEIGHT PER PIECE	UNITS PER CUBE	WEIGHT PER CUBE	TOTAL SQ. FT. PER CUBE	COLORS STOCKED
CityStone™ 12x24	29 lbs	.50	2	10	54.25	60	3255	120	Driftwood, Frost, Silver Mist, Storm
CityStone™ 24x24	29 lbs	.25	4	10	112	20	2240	80	Driftwood, Frost, Silver Mist, Storm



Due to variations in printing, color selections should always be chosen from actual product samples.
Americana Collection pavers require a buffer between the plate compactor and the paver surface to prevent scuffing.



Driftwood



Frost



Silver Mist



Storm

Plymouth®



Plymouth
4" x 8" x 2 ³/₈"



Plymouth
4" x 8" x 3 ¹/₈"
(Special Order Product)

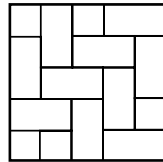


Plymouth False Joint
4" x 8" x 3 ¹/₈"
(Special Order Product)

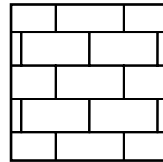
APPLICATIONS

Pedestrian traffic, residential driveways, patios, borders and swimming pool decks. Vehicular-Rated.


INSTALLATION PATTERNS



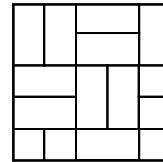
90° Herringbone



Running Bond



45° Herringbone



Basketweave

PACKAGING INFO

PRODUCT	WEIGHT PER SQ. FT.	UNITS PER SQ. FT.	SQ. FT. PER UNIT	UNITS PER LAYER	LAYERS PER CUBE	SQ. FT. PER LAYER	UNITS PER CUBE	WEIGHT PER CUBE	TOTAL SQ. FT. PER CUBE	COLORS STOCKED
Plymouth®	29 lbs	4.7	0.21	54	9	11.48	486	2999 lbs	103	Charcoal, Cream, Dark Chocolate, Khaki, Silver Mist



Due to variations in printing, color selections should always be chosen from actual product samples.
Americana Collection pavers require a buffer between the plate compactor and the paver surface to prevent scuffing.



Charcoal



Cream



Dark Chocolate



Khaki



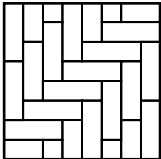
Silver Mist

Jamestown®




Jamestown
2 5/8" x 7 7/8" x 2 3/8"


INSTALLATION PATTERNS



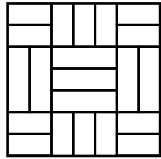
90° Herringbone



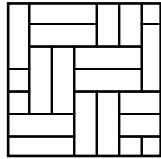
Running Bond



45° Herringbone



Pattern A



Pattern B

APPLICATIONS

Perfect for sidewalks, outlying entertaining spaces, or creating decorative inlays.

PACKAGING INFO

PRODUCT	WEIGHT PER SQ. FT.	UNITS PER SQ. FT.	SQ. FT. PER UNIT	UNITS PER LAYER	LAYERS PER CUBE	SQ. FT. PER LAYER	UNITS PER CUBE	WEIGHT PER CUBE	TOTAL SQ. FT. PER CUBE	COLORS STOCKED
Jamestown®	29 lbs	7.14	0.14	78	5	10.92	390	1583 lbs	54.60	Charcoal, Cream, Salt & Pepper, Silver Mist



Due to variations in printing, color selections should always be chosen from actual product samples.
Americana Collection pavers require a buffer between the plate compactor and the paver surface to prevent scuffing.



Charcoal



Cream



Salt & Pepper



Silver Mist

Luna™



Luna
4 1/3" x 6" x 2 1/2"

APPLICATIONS

Pedestrian traffic, residential driveways, patios, borders and swimming pool decks. Vehicular-Rated.

PACKAGING INFO

PRODUCT	WEIGHT PER SQ. FT.	UNITS PER SQ. FT.	SQ. FT. PER UNIT	UNITS PER LAYER	LAYERS PER CUBE	SQ. FT. PER LAYER	UNITS PER CUBE	WEIGHT PER CUBE	TOTAL SQ. FT. PER CUBE	COLORS STOCKED
Luna™	25 lbs	5.52	N/A	64	10	11.6	640	2872 lbs	116	Charcoal, Frost



Due to variations in printing, color selections should always be chosen from actual product samples.
Americana Collection pavers require a buffer between the plate compactor and the paver surface to prevent scuffing.



Charcoal



Frost

Eco-Elite™ L-10



Eco-Elite™ L-10
9 13/16" x 9 13/16" x 3 1/8"
250mm x 250mm x 80mm
(Special Order Product)

Snow removal equipment should have the proper spacing, bumper and rubber blade guards to protect the surface of the pavers.

PACKAGING INFO

PRODUCT	PIECES PER PALLET	LAYERS PER PALLET	WEIGHT PER PALLET	SQ. FT. PER PALLET	COLORS STOCKED
Eco-Elite™ L-10	196	7	3374	88	Special Order Product



Due to variations in printing, color selections should always be chosen from actual product samples.



Granite

Grand Flagstone*



Grand Flagstone*


Dimensions - All Grand Flagstone is 1 3/4" thick

Note: Outside dimensions of each layer are identical to all other layers, allowing any layer to be used anywhere in the pattern.

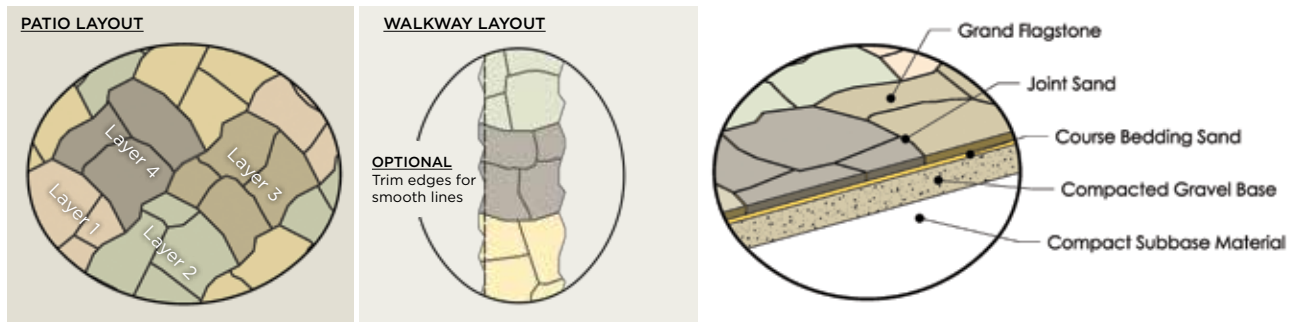
APPLICATIONS

Pedestrian traffic, patios, borders, swimming pool decks, and sidewalks.

Each pallet contains 2 each of the following layers:



INSTALLATION PATTERNS



PACKAGING INFO

PRODUCT	WEIGHT PER SQ. FT.	UNITS PER SQ. FT.	LAYERS PER CUBE	UNITS PER CUBE	WEIGHT PER CUBE	SQ. FT. PER UNIT	SQ. FT. PER LAYER	TOTAL SQ. FT. PER CUBE	COLORS STOCKED
Grand Flagstone	20.5	N/A	8	32	2160	N/A	11	88	Special Order Product



Due to variations in printing, color selections should always be chosen from actual product samples.



* Not Available
in Michigan.



Cuyahoga
(Special Order Product)



Mohican
(Special Order Product)




Scioto
(Special Order Product)

Dimensional Flagstone*




- a) Dimensional Flagstone* – 6" x 12" x 2"
- b) Dimensional Flagstone* – 12" x 12" x 2"
- c) Dimensional Flagstone* – 12" x 18" x 2"
- d) Dimensional Flagstone* – 18" x 18" x 2"
- e) Dimensional Flagstone* – 18" x 24" x 2"
- f) Dimensional Flagstone* – 24" x 24" x 2"




APPLICATIONS

Pedestrian traffic, patios, swimming pool decks, and sidewalks.

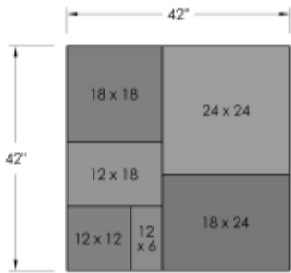
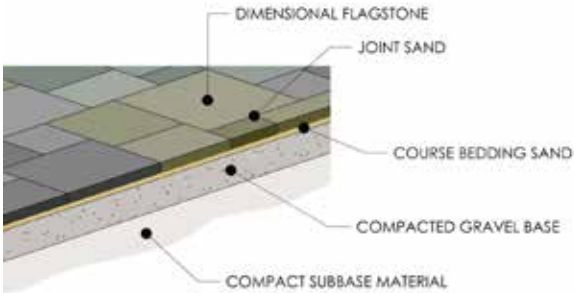
INSTALLATION PATTERNS



Patio Layout



Walkway Layout



One Layer = 1 Pattern

PACKAGING INFO

PRODUCT	WEIGHT PER SQ. FT.	UNITS PER SQ. FT.	LAYERS PER CUBE	UNITS PER CUBE	WEIGHT PER CUBE	SQ. FT. PER UNIT	SQ. FT. PER BAND	TOTAL SQ. FT. PER CUBE	COLORS STOCKED
Dimensional Flagstone	24.0	N/A	8	48	2350	N/A	12.25	98	Special Order Product



Due to variations in printing, color selections should always be chosen from actual product samples.



* Not Available in Michigan.



Cuyahoga
(Special Order Product)



Mohican
(Special Order Product)



Scioto
(Special Order Product)

Edington Wall Stone®



WALLS



Edington Wall Stone®
12" x 8" x 4"



Edington Wall Stone® Wedge
12" x 8" x 4"



Non-Tumbled Edington Wall Stone®
12" x 8" x 4"



Non-Tumbled Edington Wall Stone® Wedge
12" x 8" x 4"

APPLICATIONS

Garden walls, freestanding walls, columns and edging with a 3' height maximum.



EDINGTON® FIRE PIT

Build a fire pit in no time with our Edington® Fire Pit. This fire pit has an outside diameter of 48" and a height of 12". It includes a steel metal ring. Optional precast caps are available for a different look at an additional cost. Great for small fires, roasting marshmallows and hot dogs.

Components sold separately.

PACKAGING INFO

PRODUCT	WEIGHT PER SQ. FT.	UNITS PER SQ. FT.	UNITS PER BAND	UNITS PER CUBE	WEIGHT PER CUBE	SQ. FT. PER UNIT	SQ. FT. PER BAND	TOTAL SQ. FT. PER CUBE	COLORS STOCKED
Edington Wall Stone®	90	3.00	N/A	100	2900	0.333	N/A	33	Canyon Creek, Charcoal, Driftwood, Earth, Flagstone, Granite, Storm, Silver Mist
Edington Wall Stone® Wedge	75	3.00	N/A	90	2160	0.333	N/A	30	Canyon Creek, Charcoal, Driftwood, Earth, Flagstone, Granite, Storm, Silver Mist
Non-Tumbled Edington Wall Stone®	90	3.00	N/A	132	3960	0.333	N/A	44	Canyon Creek, Charcoal, Driftwood, Earth, Flagstone, Granite, Storm, Silver Mist
Non-Tumbled Edington Wall Stone® Wedge	75	3.00	N/A	90	2250	0.333	N/A	30	Canyon Creek, Charcoal, Driftwood, Earth, Flagstone, Granite, Storm, Silver Mist



Due to variations in printing, color selections should always be chosen from actual product samples.

Tumbled



Canyon Creek



Charcoal



Driftwood



Earth



Flagstone



Granite



Silver Mist



Storm

Non - Tumbled



Canyon Creek



Charcoal



Driftwood



Earth



Flagstone



Granite



Silver Mist



Storm

Lenza Wall



Wall Block
18 " x 9 " x 5 "



Wall Cap
18.5 " x 10 " x 2.5 "

APPLICATIONS

Garden walls, freestanding walls, columns and edging with a 3' height maximum.



LENZA FIRE PIT

PACKAGING INFO

PRODUCT	WEIGHT PER SQ. FT.	UNITS PER SQ. FT.	UNITS PER BAND	UNITS PER CUBE	WEIGHT PER CUBE	SQ. FT. PER UNIT	SQ. FT. PER BAND	TOTAL SQ. FT. PER CUBE	COLORS STOCKED
Lenza Wall	86	1.60	10	50	2666	0.62	6.20	31	Driftwood, Granite, Storm
Lenza Cap	11.52	3.13	8	64	2304	0.32	2.56	20.48	Driftwood, Granite, Storm



Due to variations in printing, color selections should always be chosen from actual product samples.



Driftwood Blend



Granite Blend



Storm Blend

Belvedere Wall*

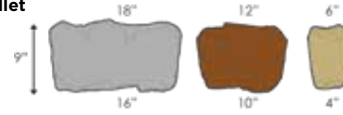


Wall blocks come in different sizes to create a double sided wall. Belvedere also available in corners and copings.

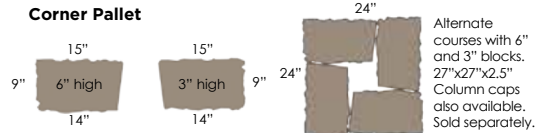
APPLICATIONS

Walls or freestanding columns proportionately scaled for residential applications.

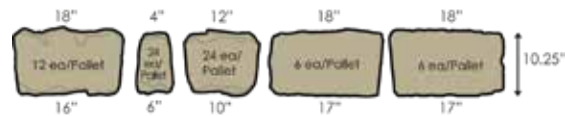
Wall Pallet



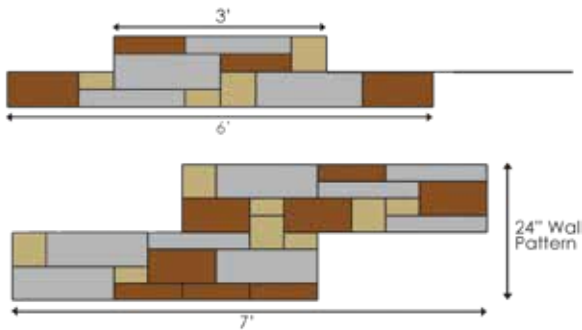
Corner Pallet



Coping Pallet



INSTALLATION PATTERNS



BLOCK DETAILS

STONE & BUNDLING		Unit Dimensions L"xW"xH"	Units/ Cube	Weight/ Stone lbs.
Wall Pallet	Block 1	6" x 9" x 3"	12	10±
	Block 2	12" x 9" x 3"	12	20±
	Block 3	18" x 9" x 3"	12	36±
	Block 4	6" x 9" x 6"	12	21±
	Block 5	12" x 9" x 6"	12	42±
	Block 6	18" x 9" x 6"	12	67±
Corner Pallet	Block 7	15" x 9" x 3"	16	30±
	Block 8	15" x 9" x 6"	16	58±
Coping Pallet	Block 9	6" x 10.25" x 2.25"	24	10±
	Block 10	12" x 10.25" x 2.25"	24	20±
	Block 11	18" x 10.25" x 2.25"	12	30±
	Block 12	18" x 10.25" x 2.25" (Left End)	6	30±
	Block 13	18" x 10.25" x 2.25" (Right End)	6	30±
	Belvedere Column Cap	27" x 27" x 2.25"	10	150±

PACKAGING INFO

PRODUCT	WEIGHT FACE FT.	UNITS FACE FT.	UNITS PER BAND	UNITS PER CUBE	WEIGHT PER CUBE	SQ. FT. PER UNIT	SQ. FT. PER BAND	TOTAL SQ. FT. PER CUBE	COLORS STOCKED
Belvedere Walls	91.667	N/A	N/A	N/A	2475	N/A	N/A	27	Mohican, Scioto
Belvedere Corners	63.33	N/A	N/A	N/A	1520	N/A	N/A	24	Mohican, Scioto
Belvedere Coping	N/A	N/A	N/A	N/A	1550	N/A	N/A	66/LNFT	Mohican, Scioto



Due to variations in printing, color selections should always be chosen from actual product samples.



* Not Available in Michigan.



Cuyahoga Blend
(Special Order Product)



Mohican Blend



Scioto Blend

Coping Pallet

- Pallet weight = ±1,550 lbs (incl. pallet weight)
- Coverage = 66 linear feet per Pallet
- Section = 11 linear feet per 1 layer

Coping blocks are provided in five basic sizes. There are three standard coping blocks which are finished on the front, back, and top faces. The standard coping blocks are tapered approximately 1" on each side from the front to the back of the block. There are also two end units which are finished on front, back, top, and one of the sides.

The other side is tapered approximately 1" from the front to the back of the block. The end units are useful for constructing corners and ends. There are multiple face/texture patterns for each basic block size, providing a more random look for your finished project.

Dimensional Coping is also an option for capping the Belvedere Wall. Average block weights of the different face/texture patterns are shown. Weights of individual blocks may vary.

Dimensional Wall*



APPLICATIONS

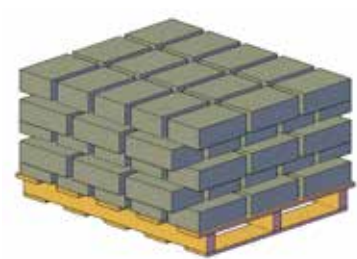
Garden walls, freestanding walls, columns and edging.



Dimensional Wall Straight Block*
12" x 8" x 4"



Dimensional Wall Wedge Block*
12" x 8" x 4"



Dimensional Straight Pallet

- 75 pieces / pallet
- 28# / piece
- 2100# / pallet



Dimensional Wedge Pallet

- 100 pieces / pallet
- 20# / piece
- 2000# / pallet



DIMENSIONAL FIRE PIT

PACKAGING INFO

PRODUCT	WEIGHT FACE FT.	UNITS PER FACE FT.	UNITS PER BAND	UNITS PER CUBE	WEIGHT PER CUBE	SQ. FT. PER UNIT	SQ. FT. PER BAND	TOTAL SQ. FT. PER CUBE	COLORS STOCKED
Dimensional Wall	84	3.00	N/A	75	2100	.333	N/A	25	Mohican, Scioto
Dimensional Wedge	N/A	3.00	N/A	100	2000	.333	N/A	N/A	Mohican, Scioto



Due to variations in printing, color selections should always be chosen from actual product samples.



* Not Available
in Michigan.



Cuyahoga Blend
(Special Order Product)



Mohican Blend



Scioto Blend

Kodah Wall*



Packaged Together



Kodah Wall
12" x 10.5" x 6"



Kodah Wall
30" x 10.5" x 6"



Kodah Wall
21" x 10.5" x 6"



Kodah Wall
42" x 10.5" x 6"



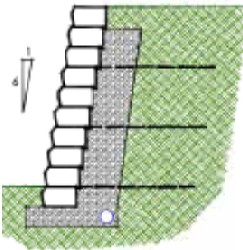
Kodah Wall Corner
21" x 10.5" x 6"

APPLICATIONS


Garden walls, gravity walls, freestanding walls, columns and edging.

INSTALLATION

Engineered Retaining Wall



Freestanding Wall



BLOCK DETAILS

STONE & BUNDLING		Unit Dimensions L" x W" x H"	Units/ Cube	Weight/ Stone lbs.
Freestanding Wall Pallet	Block 1	42" x 10.5" x 6"	6	200
	Block 2	30" x 10.5" x 6"	3	140
	Block 3	21" x 10.5" x 6"	6	100
	Block 4	12" x 10.5" x 6"	3	50
Corner Pallet	Block 5	21" x 10.5" x 6"	16	100

Kodah Freestanding Wall Blocks are provided in four basic sizes. The blocks are finished on both the front and back faces of the wall blocks and they are tapered on each side approximately 1 1/2" from the front to the back of the block. There are multiple texture patterns for each basic block size to provide a more random look for your finished project. Average block weights of the different texture patterns are shown. Weights of individual blocks may vary.

The Kodah Collection contains two corner blocks. These blocks are finished on three sides, and the fourth side is tapered to fit with the other retaining wall and freestanding wall blocks. The corner blocks can be used to construct columns, provide a finished end on a freestanding wall, and make 90° corners. There are multiple texture patterns for the faces of both corner blocks, thus providing a more random look for your finished project. Average block weights of the different texture patterns are shown. Weights of individual blocks may vary.

PACKAGING INFO

PRODUCT	WEIGHT FACE FT.	UNITS FACE FT.	UNITS PER BAND	UNITS PER CUBE	WEIGHT PER CUBE	SQ. FT. PER UNIT	SQ. FT. PER BAND	TOTAL SQ. FT. PER CUBE	COLORS STOCKED
Kodah Wall Pallet	N/A	N/A	N/A	18	2370	N/A	N/A	21	Mohican, Scioto
Kodah Corner Pallet	N/A	N/A	N/A	16	1600	1.3	N/A	21	Mohican, Scioto



Cuyahoga Blend
(Special Order Product)



Mohican Blend



Scioto Blend



Due to variations in printing, color selections should always be chosen from actual product samples.



* Not Available
in Michigan.

Outcropping Wall*



a) Outcropping Wall Stone –

Recommended Ratio

2 A Pallets

2 B Pallets

1 C Pallet

b) Outcropping Wall Stone* Corner 6"

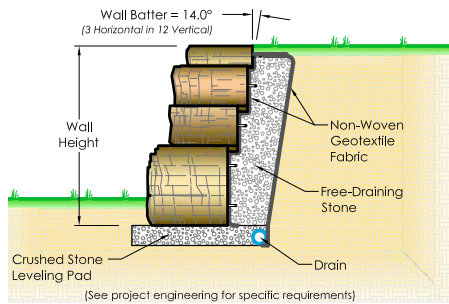
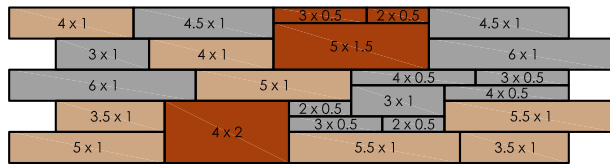
c) Outcropping Wall Stone* Corner 12"

APPLICATIONS

Residential or commercial engineered wall system.

PATTERNS

Pre-drawn patterns and custom layout software saves time in estimating and installation.



Sample Pallet

Pallet A: 18 s.f., 4,000 lbs



42" L x 18" D x 12" H
750 lbs.



48" L x 18" D x 12" H
900 lbs.



60" L x 18" D x 12" H
1100 lbs.



66" L x 18" D x 12" H
1150 lbs.

Pallet B: 18 s.f., 4,000 lbs



24" L x 18" D x 6" H
250 lbs.



36" L x 18" D x 6" H
320 lbs.



36" L x 18" D x 12" H
620 lbs.



48" L x 18" D x 6" H
450 lbs.



54" L x 18" D x 12" H
950 lbs.



72" L x 18" D x 12" H
1300 lbs.

Pallet C: 18 s.f., 4,000 lbs



24" L x 18" D x 6" H
250 lbs.



36" L x 18" D x 6" H
320 lbs.



48" L x 18" D x 24" H
1800 lbs.



60" L x 18" D x 18" H
1600 lbs.

Corner Pallet 6": 4 units, 1920 lbs

Corner Pallet 12": 2 units, 2340 lbs



39" L x 27" W x 6" H
480 lbs.



48" L x 30" W x 12" H
1170 lbs.

PACKAGING INFO

PRODUCT	WEIGHT FACE FT.	UNITS FACE FT.	UNITS PER BAND	UNITS PER CUBE	WEIGHT PER CUBE	SQ. FT. PER UNIT	SQ. FT. PER BAND	TOTAL SQ. FT. PER CUBE	COLORS STOCKED
Outcropping	222.22	N/A	N/A	N/A	4000	N/A	N/A	18	Mohican, Scioto



Cuyahoga Blend
(Special Order Product)



Mohican Blend



Scioto Blend



Due to variations in printing, color selections should always be chosen from actual product samples.



* Not Available
in Michigan.

Versa-Lok®



Versa-Lok®

16" (face) x 14" (rear) x 12" D x 6" H



Smooth Top Versa-Lok®

16" (face) x 14" (rear) x 12" D x 6" H



Rectangular Cap

16" (face) x 11⁵/₈" D x 3⁵/₈" H



Solid Corner

7⁷/₈" (face) x 12" D x 6" H



Full Return Corner

16" (face) x 7⁷/₈" D x 6" H



Weathered Standard

16" (face) x 14" (rear) x 12" D x 6" H



Solid Corner Unit Weathered

7⁷/₈" (face) x 12" D x 6" H



Full Return Corner Weathered

16" (face) x 7⁷/₈" D x 6" H



Rectangular Cap Weathered

16" (face) x 11⁵/₈" D x 3⁵/₈" H



Charcoal

Rectangular Cap Only

APPLICATIONS

Residential or commercial engineered retaining wall applications.

Weathered Versa-Lok available Special Order Product.

PACKAGING INFO

PRODUCT	WEIGHT FACE FT.	UNITS FACE FT.	UNITS PER CUBE	WEIGHT PER CUBE	SQ. FT. PER UNIT	SQ. FT. PER BAND	TOTAL SQ. FT. PER CUBE	COLORS STOCKED
Non-Weathered Versa-Lok® Standard	123	1.50	32	2624	0.667	N/A	21.33	Canyon Creek, Chestnut, Desert Sand, Earth, Flagstone, Granite, Storm
Non-Weathered Versa-Lok® Smooth Top Standard	123	1.50	32	2624	0.667	N/A	21.33	Canyon Creek, Chestnut, Desert Sand, Earth, Flagstone, Granite, Storm
Non-Weathered Rectangular Retaining Wall Cap	51	N/A	48	2448	N/A	N/A	N/A	Canyon Creek, Charcoal, Chestnut, Desert Sand, Earth, Flagstone, Granite, Storm
Non-Weathered Versa-Lok® Solid Corner	41	3.00	64	2624	N/A	N/A	N/A	Canyon Creek, Chestnut, Desert Sand, Earth, Flagstone, Granite, Storm
Non-Weathered Versa-Lok® Full Return Corner	48	N/A	48	2304	N/A	N/A	N/A	Canyon Creek, Chestnut, Desert Sand, Earth, Flagstone, Granite, Storm
Weathered Versa-Lok® Standard	123	N/A	32	2624	0.667	N/A	21.33	Special Order Product
Weathered Rectangular Retaining Wall Cap	51	N/A	48	2448	N/A	N/A	N/A	Special Order Product
Weathered Versa-Lok® Solid Corner	41	N/A	64	2624	N/A	N/A	N/A	Special Order Product
Weathered Versa-Lok® Full Return Corner	48	N/A	48	2304	N/A	N/A	32	Special Order Product



Due to variations in printing, color selections should always be chosen from actual product samples.



Canyon Creek Blend



Chestnut Blend



Desert Sand



Earth Blend



Flagstone Blend



Granite Blend



Storm Blend

Bullnose



Single Bullnose
6" x 12" x 2 ³/₈"



Double Bullnose
6" x 12" x 2 ³/₄"

APPLICATIONS

Steps, wall caps and coping applications.

PACKAGING INFO

PRODUCT	WEIGHT PER SQ. FT.	UNITS PER SQ. FT.	UNITS PER LAYER	UNITS PER CUBE	WEIGHT PER CUBE	SQ. FT. PER UNIT	TOTAL SQ. FT. PER CUBE	COLORS STOCKED
Single Bullnose Paver	28.0	2.00	N/A	168	2352	N/A	78	Charcoal, Cream, Dark Chocolate, Khaki, Silver Mist
Vintage Single Bullnose Paver	28.0	2.00	N/A	192	2668	N/A	96	Special Order Product
Double Bullnose Paver	30.0	2.00	N/A	144	2160	N/A	72	Charcoal, Cream, Dark Chocolate, Khaki, Silver Mist
Vintage Double Bullnose Paver	30.0	2.00	N/A	192	2880	N/A	96	Special Order Product



Due to variations in printing, color selections should always be chosen from actual product samples.



Charcoal



Cream



Dark Chocolate



Khaki



Silver Mist

Olentangy Bluff Tread™



STAIR TREADS



Olentangy Bluff Tread™
36" L x 16" D x 6" H



Olentangy Bluff Tread™
48" L x 16" D x 6" H



Olentangy Bluff Tread™
60" L x 16" D x 6" H



Olentangy Bluff Tread™
72" L x 16" D x 6" H

APPLICATIONS

Residential or commercial step applications.

PACKAGING INFO

PRODUCT	WEIGHT PER SQ. FT.	UNITS PER SQ. FT.	UNITS PER BAND	UNITS PER CUBE	WEIGHT PER CUBE	SQ. FT. PER UNIT	SQ. FT. PER BAND	TOTAL SQ. FT. PER CUBE	COLORS STOCKED
Olentangy Bluff Tread 36"	N/A	N/A	N/A	8	2240	N/A	N/A	N/A	Mohican, Scioto
Olentangy Bluff Tread 48"	N/A	N/A	N/A	8	2984	N/A	N/A	N/A	Mohican, Scioto
Olentangy Bluff Tread 60"	N/A	N/A	N/A	6	2802	N/A	N/A	N/A	Mohican, Scioto
Olentangy Bluff Tread 72"	N/A	N/A	N/A	4	2240	N/A	N/A	N/A	Mohican, Scioto



Due to variations in printing, color selections should always be chosen from actual product samples.



Cuyahoga Blend
(Special Order Product)



Mohican Blend



Scioto Blend

Dimensional & Irregular Steps*



A Irregular Steps*

All irregular steps have 7" rise

42" L x 17" D x 7" H (349 lbs.)

42" L x 26" D x 7" H (476 lbs.)

54" L x 22" D x 7" H (458 lbs.)

48" L x 24" D x 7" H (512 lbs.)

48" L x 28" D x 7" H (567 lbs.)

60" L x 24" D x 7" H (600 lbs.)

Packaged
Together

Sold as Full Pallet Only

B Dimensional Steps*

All dimensional steps have 7" rise

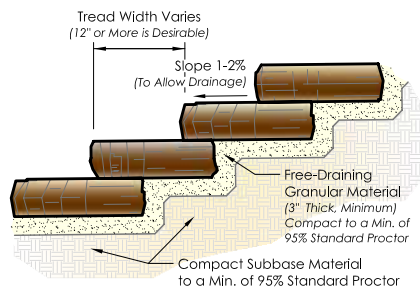
36" L x 18" D x 7" H (375 lbs.)

48" L x 18" D x 7" H (455 lbs.)

72" L x 30" D x 7" H (1320 lbs.)

APPLICATIONS

Residential or commercial step applications.



PACKAGING INFO

PRODUCT	WEIGHT PER SQ. FT.	UNITS PER SQ. FT.	UNITS PER BAND	UNITS PER CUBE	WEIGHT PER CUBE	SQ. FT. PER UNIT	SQ. FT. PER BAND	TOTAL SQ. FT. PER CUBE	COLORS STOCKED
Irregular Steps*	N/A	N/A	N/A	6	2962	N/A	N/A	N/A	Mohican, Scioto
Dimensional Steps 3'	N/A	N/A	N/A	6	2250	N/A	N/A	N/A	Mohican, Scioto
Dimensional Steps 4'	N/A	N/A	N/A	6	2730	N/A	N/A	N/A	Mohican, Scioto
Dimensional Steps 6'	N/A	N/A	N/A	3	3960	N/A	N/A	N/A	Mohican, Scioto



Due to variations in printing, color selections should always be chosen from actual product samples.



* Not Available
in Michigan.



Cuyahoga Blend
(Special Order Product)



Mohican



Scioto Blend

Superior Steppers*



STEPPING STONES



Superior Stepper – 21" x 27"x 2"
Eight different shapes on a cube.

PACKAGING INFO

PRODUCT	WEIGHT PER SQ. FT.	UNITS PER SQ. FT.	UNITS PER BAND	UNITS PER CUBE	WEIGHT PER CUBE	SQ. FT. PER UNIT	SQ. FT. PER BAND	TOTAL SQ. FT. PER CUBE	COLORS STOCKED
Superior Steppers	N/A	N/A	N/A	24	1950	N/A	N/A	N/A	Mohican, Scioto



Due to variations in printing, color selections should always be chosen from actual product samples.



* Not Available
in Michigan.



Cuyahoga Blend
(Special Order Product)




Mohican Blend



Scioto Blend

Dimensional Coping*

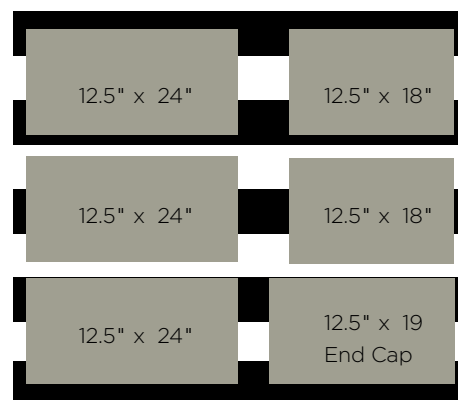


APPLICATIONS

Wall applications, stair treads

BLOCK DETAILS

STONE & BUNDLING		Unit Dimensions L" x W" x H"	Units Bundle	Weight/ Stone lbs.
Dimensional Coping Pallet	Standard	18" x 12.5" x 2.5"	12	46±
	Finished End	19" x 12.5" x 2.5"	6	48±
	Long	24" x 12.5" x 2.5"	18	61±



Dimensional Coping Pallet Overview

- 6 layers per pallet
- 63 LF/pallet
- Section = 10.5 LF per 1 layer.

PACKAGING INFO

PRODUCT	WEIGHT PER SQ. FT.	UNITS PER SQ. FT.	UNITS PER BAND	UNITS PER CUBE	WEIGHT PER CUBE	SQ. FT. PER UNIT	SQ. FT. PER BAND	TOTAL SQ. FT. PER CUBE	COLORS STOCKED
Dimensional Coping	N/A	N/A	N/A	N/A	1950	N/A	N/A	63/LNFT	Mohican, Scioto



Due to variations in printing, color selections should always be chosen from actual product samples.



* Not Available
in Michigan.



Cuyahoga Blend
(Special Order Product)



Mohican Blend



Scioto Blend

Column Caps



COLUMN CAPS

CAP SIZES

24" x 24" x 2"

28" x 28" x 2"

24" x 24" x 3"

28" x 28" x 3"

Kodah Cap 36" x 36" x 3"

PACKAGING INFO

PRODUCT	NOMINAL DIMENSIONS	WEIGHT / EACH	UNITS PER SQ. FT.	UNITS / BUNDLE	WEIGHT PER CUBE	COLORS STOCKED
Rockface Cap Sizes	24" front x 24" depth x 2" height	90	N/A	12	1080	Mohican, Scioto
Rockface Cap Sizes	28" front x 28" depth x 2" height	105	N/A	6	630	Mohican, Scioto
Rockface Cap Sizes	24" front x 24" depth x 3" height	140	N/A	12	1680	Mohican, Scioto
Rockface Cap Sizes	28" front x 28" depth x 3" height	180	N/A	6	1080	Mohican, Scioto
Kodah Cap*	36" front x 36" depth x 3" height	315	N/A	5	1575	Mohican, Scioto



Due to variations in printing, color selections should always be chosen from actual product samples.



* Not Available in Michigan.

PRECAST CAP COLORS



Cuyahoga Blend
(Special Order Product)



Mohican Blend



Scioto Blend

Edington® Fire Pit



OVERALL DIMENSIONS

12" H x 48" Diameter

32" Inside Diameter

Weight - 1083 lbs (1 pallet)

Build a fire pit in no time with our Edington Fire Pit. Place base units on 4-6" of prepared compacted base and adhere units as you construct. Great for small fires, roasting marshmallows and hot dogs.

COMPONENTS

- 39 Edington Wall Stone Wedge Units
- 3 - 10 oz. Tubes of Paver Bond
- Steel Ring
- Optional Precast Rockface Caps

Components Sold Separately



Optional
Precast
Caps

EDINGTON® COLORS

TUMBLLED



Canyon Creek
Blend



Charcoal



Driftwood
Blend



Earth Blend



Flagstone
Blend



Granite Blend



Silver Mist



Storm Blend

NON-TUMBLLED



Canyon Creek
Blend



Charcoal



Driftwood
Blend



Earth Blend



Flagstone
Blend



Granite Blend



Silver Mist




Storm Blend

PRECAST CAP COLORS



Cuyahoga Blend
(Special Order Product)



Mohican Blend



Scioto Blend



Due to variations in printing, color selections should always be chosen from actual product samples.

Belvedere® Fire Pit*



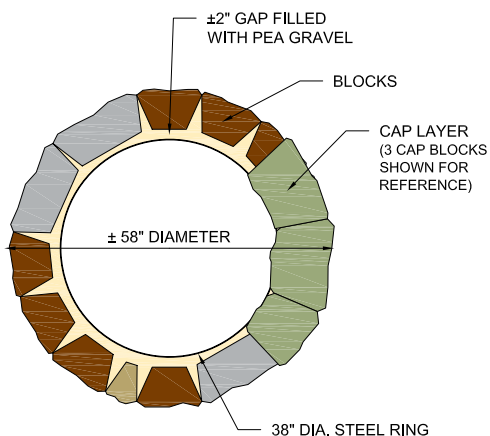
OVERALL DIMENSIONS

14" H x 58" Diameter
Weight - 1348 lbs (1 pallet)

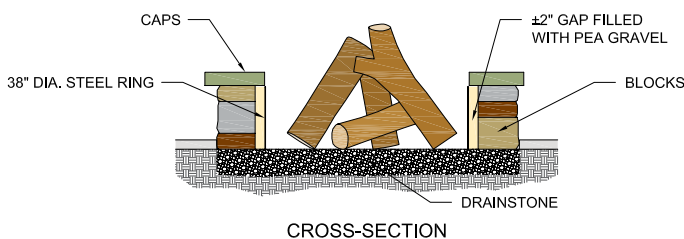
COMPONENTS

- 52 Belvedere Units
- 3-10 oz. Tubes of Adhesive
- Steel Ring

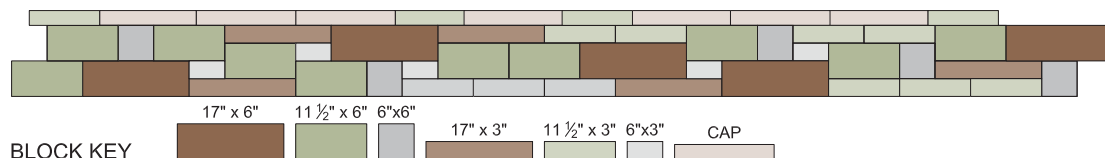
All Items Sold Separately



TOP VIEW



SAMPLE BLOCK LAYOUT PATTERN (OPTIONAL)



Cuyahoga Blend
(Special Order Product)



Mohican Blend



Scioto Blend



Due to variations in printing, color selections should always be chosen from actual product samples.



* Not Available
in Michigan.

Dimensional Fire Pit*



OVERALL DIMENSIONS

12" H x 44"W x 44"D

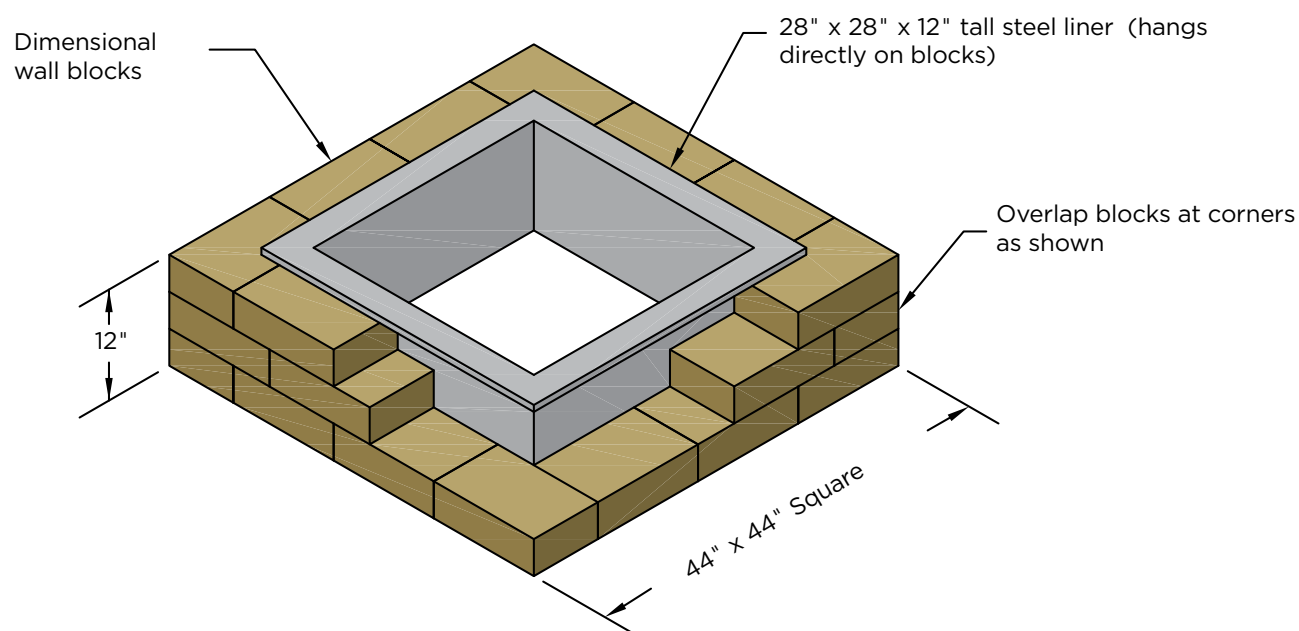
Weight - 1136 lbs. (1 pallet)

The Dimensional Wall Fire Pit features hand-hewn stone texture with consistent dimensions to create a natural looking square fire pit.

COMPONENTS

- 36 Dimensional Units
- 3-10 oz. Tubes of Adhesive
- Steel Liner

All Items Sold Separately



Cuyahoga Blend
(Special Order Product)



Mohican Blend



Scioto Blend



Due to variations in printing, color selections should always be chosen from actual product samples.



* Not Available
in Michigan.

Kodah Fire Pit*



OVERALL DIMENSIONS

12" H x 44"W x 48"D
Weight - 1682 lbs. (1 pallet)

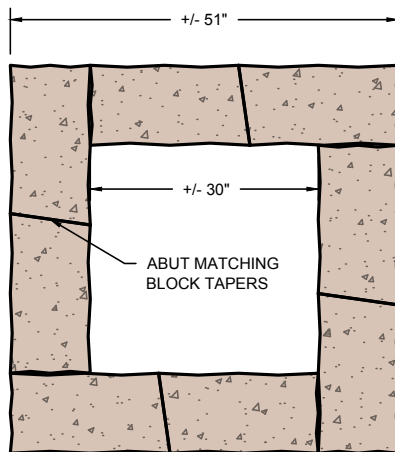
COMPONENTS

- 16 Kodah Corner Units
- 3-10 oz. Tubes of Adhesive
- Steel Liner

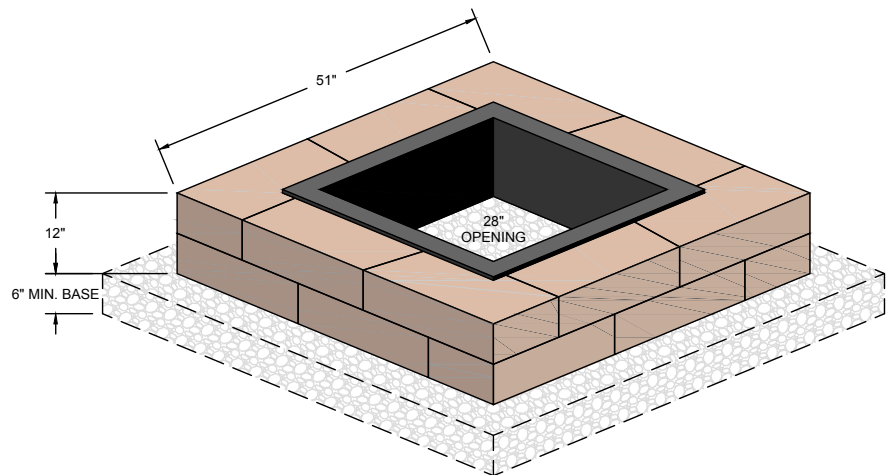
Components Sold Separately

The Kodah fire pit features modern, linear proportions. The freshly quarried stone texture complements a variety of applications. It is designed for fast installation with large blocks and perfectly planned construction.

TYPICAL COURSE PLAN VIEW



TYPICAL CONSTRUCTION ISOMETRIC VIEW



Cuyahoga Blend
(Special Order Product)



Mohican Blend



Scioto Blend



Due to variations in printing, color selections should always be chosen from actual product samples.



* Not Available
in Michigan.

Lenza Fire Pit



DIMENSIONS

72" L x 54" W x 17 3/8" H

Weight - 2480 lbs. (1 pallet)

COMPONENTS

- 36 Lenza Wall Units
 - 40 Bullnose Caps
 - 5-10 oz. Tubes of Adhesive
- Does Not Include A Steel Liner

AVAILABLE COLORS



Driftwood Blend



Granite Blend



Storm Blend

MORE ABOUT THE FIRE PIT

The Lenza Fire Pit features modern, smooth dimensions to create a linear fire pit.

INSTALLATION & PRODUCT DETAILS

For more product and packaging details, please visit oberfields.com.

APPLICATIONS

Outdoor fire pits

Edington® Pub Table (Custom)



OVERALL DIMENSIONS

42" H x 48"W x 48"D

Weight - 1752 lbs (2 pallet)

COMPONENTS

- 36 Edington Wall Stone pieces
- 1-42" Table Top with 2" hole
- 1-28" Foot Rest with 2" hole
 - Both pieces 3" thick
 - The 2" hole fits standard umbrella (not incl.)
- 2-10 oz. Tubes of Adhesive
- Optional 42" Round Table Top with 2" hole (non stock)

Add additional entertaining space with our Pub Table. The large table top allows plenty of room to enjoy drinks or a snack. The bottom foot rest is great for propping up your feet.



Components Sold Separately

EDINGTON® COLORS

TUMBLED



Canyon Creek Blend



Charcoal



Driftwood Blend



Earth Blend



Flagstone Blend



Granite Blend



Silver Mist



Storm Blend

NON-TUMBLED



Canyon Creek Blend



Charcoal



Driftwood Blend



Earth Blend



Flagstone Blend



Granite Blend



Silver Mist




Storm Blend

PRECAST CAP COLORS



Cuyahoga Blend
(Special Order Product)



Mohican Blend



Scioto Blend



Due to variations in printing, color selections should always be chosen from actual product samples.



SALES & MANUFACTURING

Hardscape & Wet Cast
528 London Road
Delaware, Ohio 43015
614-252-0955
740-369-7644
800-845-7644
Fax 740-363-7644

Hardscape
4033 Alum Creek Drive
Obetz, Ohio 43207
614-252-0955

oberfields.com