

# BERLIN GARDENS

## STRUCTURES COLLECTION 2024

SINCE 1988 | MADE IN THE USA



# Contents

PERGOLAS	GAZEBOS
6 Urbana Vinyl Pergola	46 Vinyl Octagon Gazebo
8 Outback Wood Pergola	48 Vinyl Oblong Gazebo
10 Mendoza Wood Pergola	50 Vinyl Rectangular Gazebo
12 Vineyard Wood Pergola	52 Wood Octagon Gazebo
14 Alcove Wood Pergola	54 Wood Oblong Gazebo
16 Vinyl Pergola Gallery	56 Wood Rectangular Gazebo
18 Wood Pergola Gallery	58 Design a Vinyl or Wood Gazebo
20 Design a Vinyl Pergola	
21 Design a Wood Pergola	60 Miscellaneous Gallery
	64 Fabric Options
	65 Dia Shade
	66 Curtains
	67 Privacy Wall
<b>PAVILIONS</b>	
22 Victoria Vinyl Pavilion	
24 Wellington Composite Pavilion	
26 Hampton Wood Pavilion	
28 Cascade Wood Pavilion	
30 Breckenridge Wood Pavilion	
32 Mesa Wood Pavilion	
34 Prairie Wood Pavilion	
36 Norwood Wood Pavilion	
38 Vinyl, Composite + Wood Pavilion Gallery	
40 Pavilion Ceiling Gallery	
41 Pavilion Sheathing Gallery	
42 Design a Vinyl or Composite Pavilion	
44 Design a Wood Pavilion	

each season.  
To fall evening, our  
outdoors with  
that express your  
outdoor spaces.

Bring honor  
to everything we do.  
The best quality  
time and  
our customer

Values of  
and trust. We  
hope our



## Classic, carefree vinyl

Durable and beautiful, vinyl requires very little attention. Regular cleaning with a mild dish detergent or similar product is normally all that's needed to keep your structure looking its best.

- Contains 50% recycled material
- Made in the U.S.A.
- Won't crack, fade or chalk
- Easy to assemble — or we'll assemble if you prefer

## Natural, beautiful wood

Clear-grade, treated lumber helps protect your structure from the elements. Our structures are made from hand-selected Southern Yellow Pine.

- Pressure-treated to resist decay
- Air-dried after treatment for enhanced durability
- Harvested in the U.S.A.
- Milled to exact specifications
- Please refer to in-person samples for an accurate color
- All wood posts are laminated to limit warping; laminations are visible
- Manufactured in kit form

### Compare our structures:

	Pergola	Pavilion	Gazebo
Full shade / protection from rain		●	●
Partial shade	●		
Curtains	●	●	
Privacy walls	●	●	●
Floor options			●
Diia shade	●		
Customizable	●	●	●
Structurally engineered	●	●	●
Manufactured in kit form	●	●	●

### See how our materials stack up:

	Vinyl	Wood	Composite
Ease of cleaning	●	●	●
Durable	●	●	●
Highest quality material possible	●	●	●
Low maintenance	●		●
Paintable / Stainable (color customizable)		●	●
Made in the U.S.A.	●	●	●




**Berlin Gardens Thinks Green**



The Urbana Vinyl Pergola complements your home with its classic styling and crisp, clean lines.



6" X 6" posts; Straight brace; Classic end caps

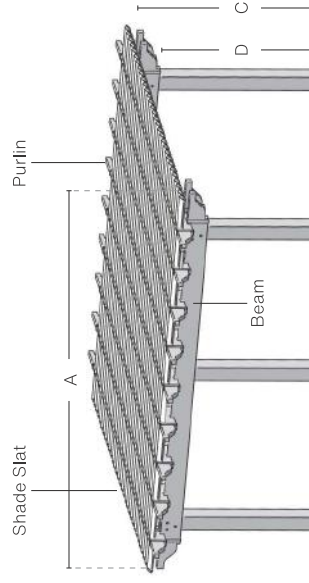


Clay vinyl; Round posts; Regular shade

### Specifications | Urbana Vinyl Pergola

Please Note: Urbana Pergolas with sides of 22' and above will require additional posts.

Size	10'	12'	14'	16'	20'	24'
A (Outside to outside of top)	10'	12'	14'	16'	20'	24'
B (Center to center of posts)	82"	106"	130"	154"	202"	250"
C	Overall Height is 103"					
D	Distance from bottom of post to bottom of beam is 88"					





The casual look of the Outback Pergola fits seamlessly into your space, inviting you outside.



Attached to house; Arched braces

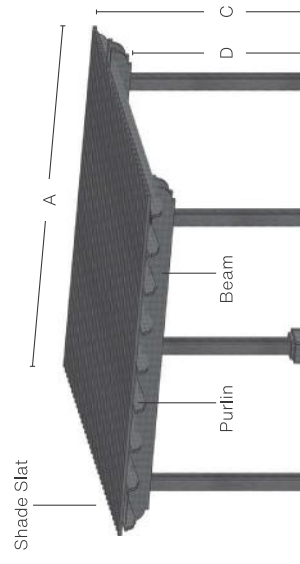


Classic end cuts; Arched braces

### Specifications | Outback Wood Pergola

Please Note: Outback Pergolas with sides of 22' and above will require additional posts.

Size	10'	12'	14'	16'	20'	24'
A (Outside to outside of top)	10'	12'	14'	16'	20'	24'
B (Center to center of posts)	82 <sup>3</sup> / <sub>4</sub> "	106 <sup>3</sup> / <sub>4</sub> "	130 <sup>3</sup> / <sub>4</sub> "	154 <sup>3</sup> / <sub>4</sub> "	204 <sup>3</sup> / <sub>4</sub> "	250 <sup>3</sup> / <sub>4</sub> "
C	Overall Height is 101"					
D	Distance from bottom of post to bottom of beam is .87"					





Embracing the great outdoors, the Mendoza top is open and airy.



8" X 8" posts



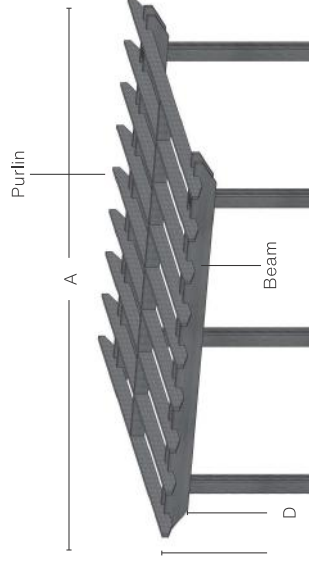
Savannah posts, Curtains



### Specifications | Mendoza Wood Pergola

Please Note: Mendoza Pergolas with sides of 22' and above will require additional posts.

Size	10'	12'	14'	16'	20'	24'
A (Outside to outside of top)	10'	12'	14'	16'	20'	24'
B (Center to center of posts)	82 <sup>3</sup> / <sub>4</sub> "	106 <sup>3</sup> / <sub>4</sub> "	130 <sup>3</sup> / <sub>4</sub> "	154 <sup>3</sup> / <sub>4</sub> "	204 <sup>3</sup> / <sub>4</sub> "	250 <sup>3</sup> / <sub>4</sub> "
C	Overall Height is 101"					
D	Distance from bottom of post to bottom of beam is .87"					





The Vineyard Pergola allows for the perfect windswept draft. The rectangular model and flat top encourage a contemporary look for any space.



Half lattice

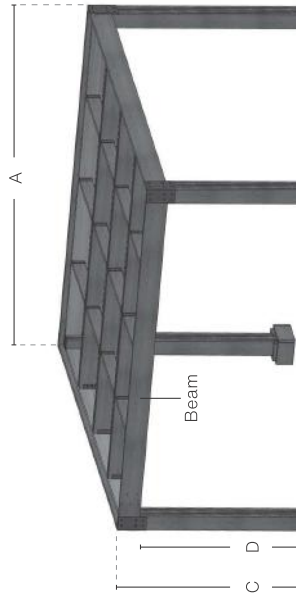


Shade slats

### Specifications | Vineyard Wood Pergola

Please Note: Vineyard Pergolas with sides of 20' and above will require additional posts.

Size	10'	12'	14'	16'	18'	20'	24'
A (Outside to outside of top)	10'	12'	14'	16'	18'	20'	24'
B (Center to center of posts)	113"	137"	161"	185"	209"	233"	281"
C	Overall Height is 98" (varies with width)						
D	Distance from bottom of post to bottom of beam is 80"						






Create an inviting visual backdrop with the Alcove.



Shown with privacy walls

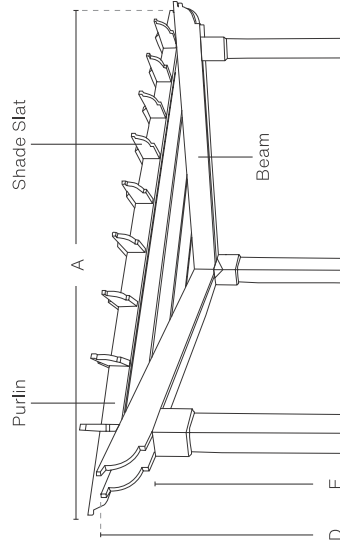


Shown with privacy walls

### Specifications | Alcove Wood Pergola





Please Note: Alcove is only available in 8', 10' and 12'.

Size	8'	10'	12'
A (Outside to outside of top)	140"	174"	205"
B (Center to center of posts)	66 <sup>3</sup> / <sub>4</sub> "	90 <sup>3</sup> / <sub>4</sub> "	114 <sup>3</sup> / <sub>4</sub> "
C (Diagonal distance center to center of posts)	94"	128"	162"
D	Overall Height is 102 <sup>1</sup> / <sub>2</sub> "		





VINYL PERGOLA



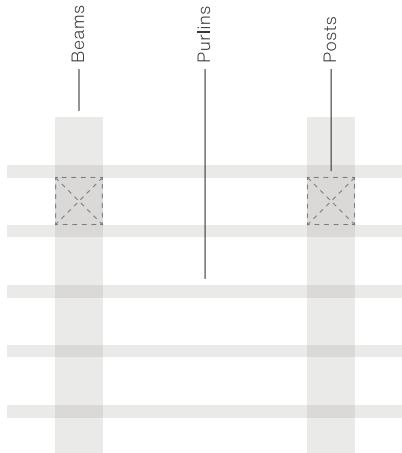


WOOD PERGOLA






# easy steps:



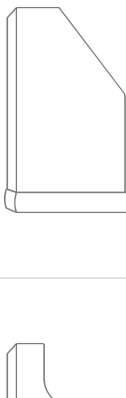
Post must be equal or greater than the width.

Choose a shade style.



Choose a shade style with deluxe shade.

Choose an end cap.



# Design a Wood Pergola in 7 easy steps:

## 1 Choose a size.

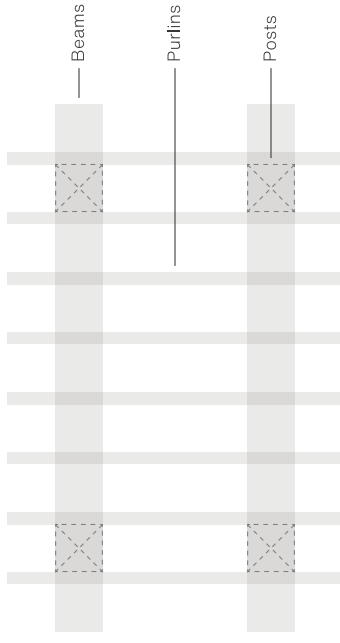
### Things to consider:

- How much space do you have available?
- Berlin Gardens measurements are based on the TOP dimensions, not the "footprint" of the posts. The posts are set in 16" from the outside edge of the purlins and beams.

### Sizes (outside to outside of top)

Widths (purlins) available: 10', 12', 14', 16', 18'

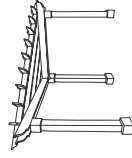
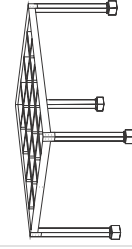
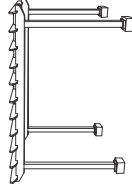
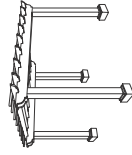
Lengths (beams) available: 10', 12', 14', 16', 18', 20', 22', 24'





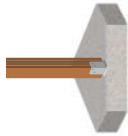
Beams and purlins extend 16" past post positions on all pergolas except Vineyard. Vineyard beams and purlins extend 1.5" past post. Pergolas 22' and above will have 6 posts. Length must be equal or greater than the width.

## 2 Choose a style.

\*Alcove is only available in 8', 10' and 12'.




## 3 Choose a site type.



\*Concrete footer should be installed prior to structure.

## 4 Choose a vineyard shade.




## 5 Choose a post style.

\*Vineyard is only offered with an 8" X 8" wood square post.



## 6 Choose an end cap.

## 7 Choose a color.



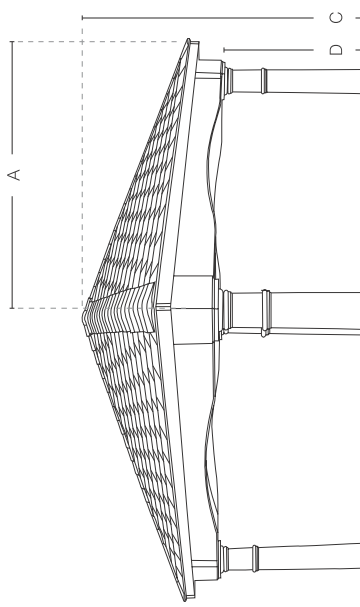
Inspired by the graceful architecture of Victorian England, this pavilion is the perfect spot for relaxing in royal style.



### Specifications | Victoria Vinyl Pavilion

Please Note: Victoria Pavilions with sides of 20' and above will require additional posts.

Size	10'	12'	14'	16'	18'	20'	24'
A	139"	163"	187"	211"	235"	259"	307"
B (Center to center of posts)	114"	138"	162"	186"	210"	234"	282"
C (Regular roof)	130"	136"	142"	148"	154"	160"	172"
C (Classic roof)	147"	153"	159"	165"	171"	177"	189"





With clean lines and trend-setting aesthetics, the Wellington adds a low-maintenance yet stylish touch to your backyard retreat.

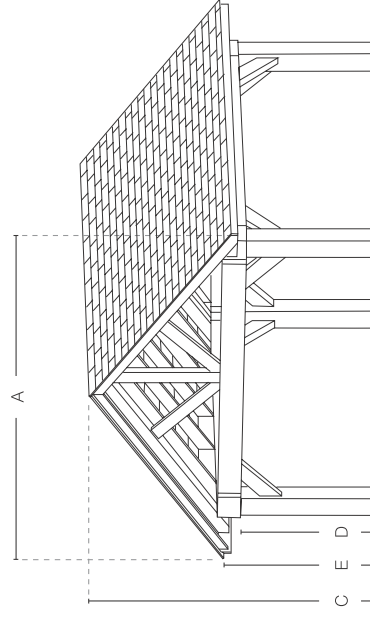


### Specifications | Wellington Composite Pavilion

Please Note: Wellington Pavilions with sides of 20' and above will require additional posts.

Size	10'	12'	14'	16'	18'	20'	24'
A (Outside to outside of top)	12"	14"	16"	18"	20"	22"	26"
B (Center to center of posts)	111"	135"	159"	183"	207"	231"	279"
C (Overall height)	144"	152"	160"	168"	176"	183"	200"

D Distance from bottom of post to bottom of beam is 87"





Reminiscent of the architecture found throughout the Long Island seaside retreat, the Hampton is a timeless addition to your landscape.



6" X 6" posts

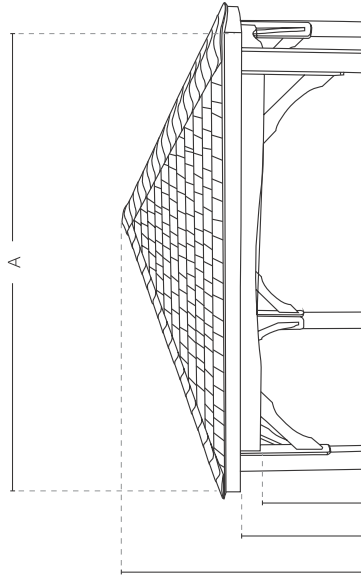


Classic roof

Specifications | Hampton Wood Pavilion

Please Note: Hampton Pavilions with sides of 20' and above will require additional posts.

Size	10'	12'	14'	16'	20'
A	127"	151"	175"	199"	247"
B (Center to center of posts)	113 1/4"	137 1/4"	161 1/4"	185 1/4"	233 1/4"
C (Regular roof)	130"	136"	142"	148"	N/A
C (Classic roof)	147"	153"	159"	165"	N/A





Form meets function in this beautifully constructed pavilion — a perfect backdrop for your next gathering.



Regular roof; Straight braces

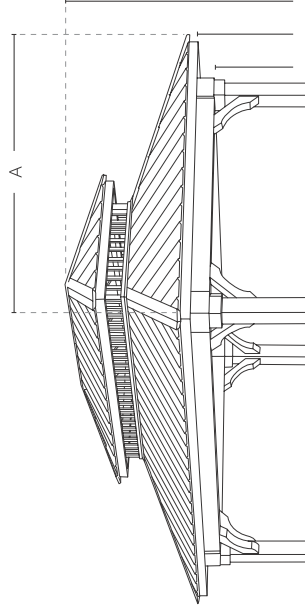


Classic roof; Arched braces

### Specifications | Cascade Wood Pavilion


Please Note: Cascade Pavilions with sides of 20' and above will require additional posts.

Size	10'	12'	14'	16'	18'	20'	24'
A (Outside to outside of roof)	139"	163"	187"	211"	235"	259"	307"
B (Center to center of posts)	111"	135"	159"	183"	207"	231"	279"
C (Regular roof)	133"	139"	145"	151"	157"	163"	175"
C (Classic roof)	150"	156"	162"	168"	174"	180"	192"





With its open gable trusses, this pavilion maximizes the benefits of being outdoors while keeping you under shelter.

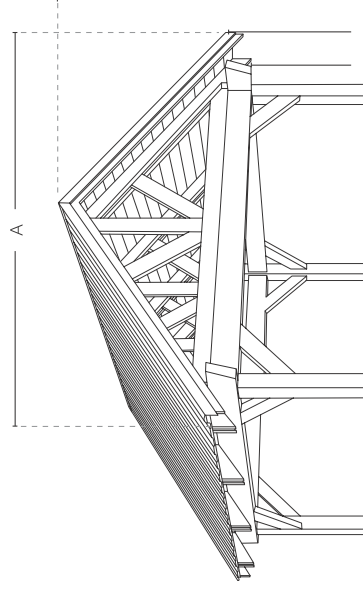


Specifications | Breckenridge Wood Pavilion

Please Note: Breckenridge Pavilions with sides of 20' and above will require additional posts.


Size	10'	12'	14'	16'	18'	20'	24'
A (Outside to outside of roof)	144"	168"	192"	216"	240"	264"	312"
B (Center to center of posts)	113"	137"	161"	185"	209"	233"	281"
C (Regular roof)	144"	152"	160"	168"	176"	183"	200"

D Distance from bottom of post to bottom of beam is 87"






An instant focal point to your backyard. Constructed with stout and mighty timber with a gable roof design, it's a spacious structure for any gathering — or a leisurely afternoon.



Gutter boards



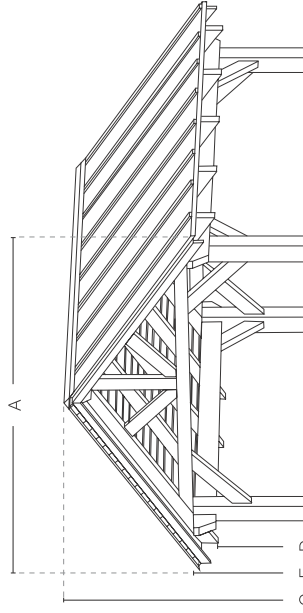
Standard Interior

### Specifications | Mesa Wood Pavilion

Please Note: Mesa Pavilions with sides of 20' and above will require additional posts.

Size	10'	12'	14'	16'	18'	20'	24'
A (Outside to outside of roof)	12'	14'	16'	18'	20'	22'	26'
B (Center to center of posts)	112"	136"	160"	184"	208"	232"	280"
C (Overall height)	144"	152"	160"	168"	176"	183"	200"

D Distance from bottom of post to bottom of beam is 86"






The Prairie appeals to minimalistic styles with its distinctive lines and classic shed roof.



Open Eave roof; Horizontal privacy wall

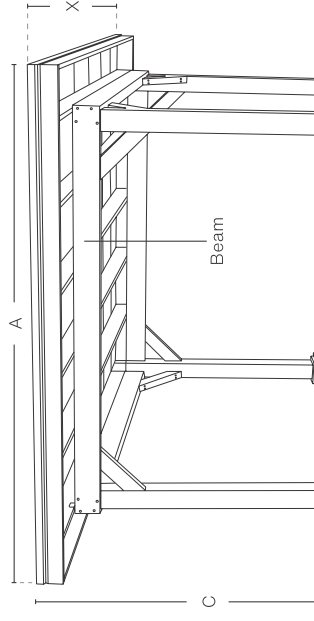


Finished ceiling

### Specifications | Prairie Wood Pavilion

Please Note: Prairie Pavilions with sides of 20' and above will require additional posts.

Size	10'	12'	14'	16'	18'	20'	24'
X (Outside to outside slanted roof side)	160"	184"	208"	N/A	N/A	N/A	N/A
A (Outside to outside of roof)	144"	168"	192"	216"	240"	264"	312"
B (Center to center of posts)	113"	137"	161"	185"	209"	233"	281"
C (Center to center of posts)	110"	134"	158"	182"	206"	230"	278"





Norwood is a surefire way to enjoy your outdoor space.



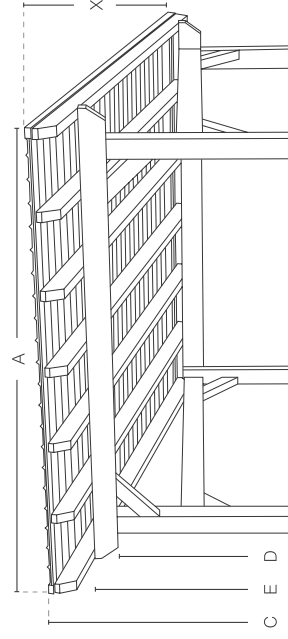
Metal privacy wall



### Specifications | Norwood Wood Pavilion


Please Note: Norwood Pavilions with sides of 20' and above will require additional posts.

Size	10'	12'	14'	16'
X (Outside to outside slanted roof side)				
A (Outside to outside of roof)	12'	14'	16'	18'
B (Center to center of posts)	112"	136"	160"	184"
C (Outside to outside)	142"	140"	155"	161"





VINYL, COMPOSITE + WOOD PAVILION





PAVILION SHEATHING GALLERY




Cascade Pavilion  
Standard interior



Cascade Pavilion  
Standard interior



Breckenridge Pavilion  
Triple Rafter roof



Victoria Pavilion  
Standard interior



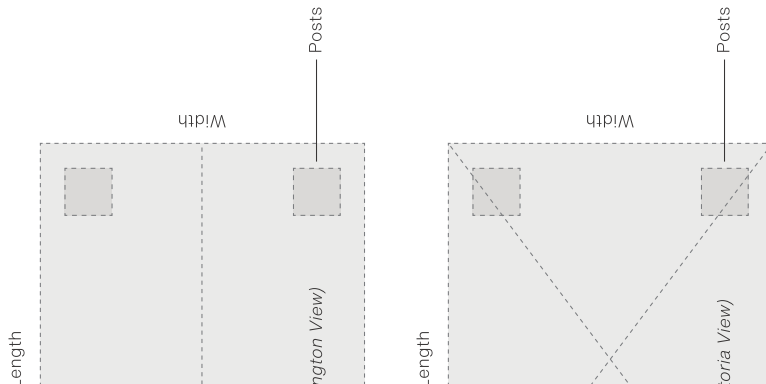
ion  
ing option




Pavilion  
ing option







## 5 Choose a vinyl/composite color.



Sheathing



Wood Ceiling  
(Choice of stain color)



Vinyl-Beaded Ceiling  
(Victoria only)



Windsor One Ceiling  
(Wellington only)

## 6 Choose a ceiling style.

## 7 Choose a roof style.



Regular Roof




Classic Roof



Wellington

## 8 Choose a roofing material\*.

### 30-Year Architectural Asphalt Shingles



Weatherwood



Burnt Sienna  
(Dk. Brown)




Resawn Shake  
(Lt. Brown)



Moire  
Black



Pewter



Hunter  
Green

### Metal Roofing



Black



Charcoal



Light Gray



Brown



Antique  
Bronze



Rustic Red



Brite Red



Green



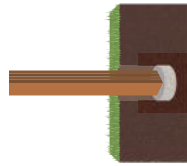
Hawaiian  
Blue



Clay



Light Stone



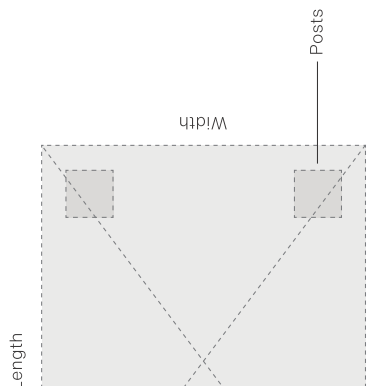
In-Ground

a post style.





# 7 easy steps:



12', 14', 16', 18', 20', 24'

12', 14', 16', 18', 20', 24'

## 5 Choose a color.

	Paint White		Natural Unstained		Natural Clear Watersealer
	Paint Clay		Stain Storm Cloud Gray		Stain Mahogany
	Stain Cedartone		Stain Mocha		
	Black Onyx				

\*Please refer to in-person samples for an accurate color.

## 6 Choose a roof style.

	Regular Roof
	Classic Roof <i>(Hampton and Cascade only)</i>
	Rafter Roof <i>(Breckenridge and Mesa only)</i>
	Triple Rafter Roof <i>(Breckenridge only)</i>

## 7 Choose a roofing material\*.

### 30-Year Architectural Asphalt Shingles

	Weatherwood		Burritt Sienna (Dk. Brown)		Resawm Shake (Lt. Brown)
	Moire		Pewter		Hunter

### Metal Roofing

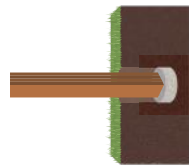
	Black		Charcoal		Light Gray
	Rustic Red		Brown		Green
	Burgundy		Antique Bronze		Hawaiian
	Light Stone		Clay		Triple Rafter Roof <i>(Breckenridge only)</i>



Premier Arch  
*(Cascade only)*



Premier Arch  
*(Cascade only)*



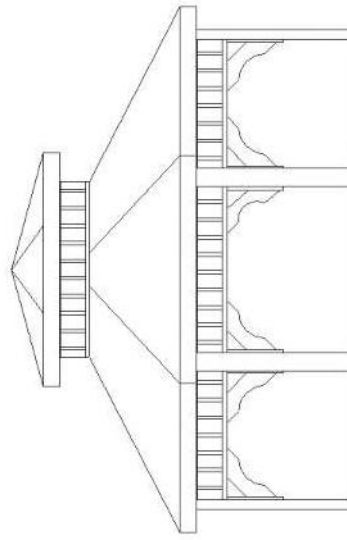
In-Ground



The Southern styling of this gazebo brings the green hills of Kentucky to mind.



Specifications | Vinyl Octagon Gazebo




**UPGRADE OPTIONS:**

- Clay vinyl
- Classic roof
- Vinyl ceiling
- Composite floor
- Screen kit




Classic Roof






Clean vinyl posts call to mind horse country, green grass and blue skies.



Composite floor, Vinyl ceiling



Composite floor

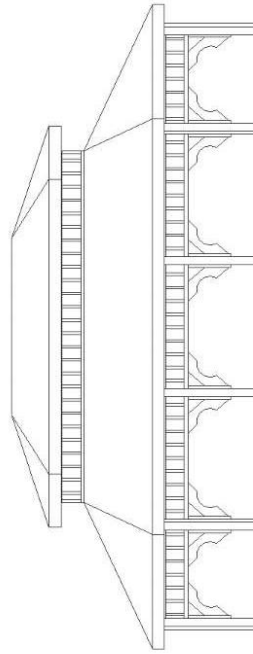
### Specifications | Vinyl Oblong Gazebo

#### UPGRADE OPTIONS:

- Clay vinyl
- Vinyl ceiling
- Composite floor
- Screen kit



Vinyl Ceiling





Sip sweet tea, chat with family and friends, read a book and relax ...  
it's all good in this timeless gazebo.



Clay vinyl; Screen kit

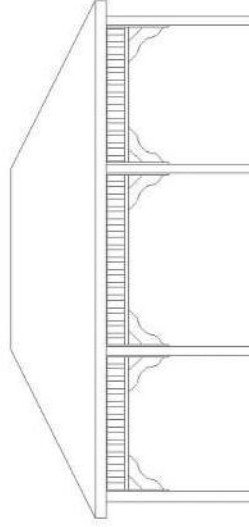


Vinyl ceiling; Composite floor

### Specifications | Vinyl Rectangular Gazebo

#### UPGRADE OPTIONS:

- Clay vinyl
- Classic roof
- Vinyl ceiling
- Composite floor
- Screen kit



Classic Roof






This classic style brings the grandeur of colonial America to your own backyard.

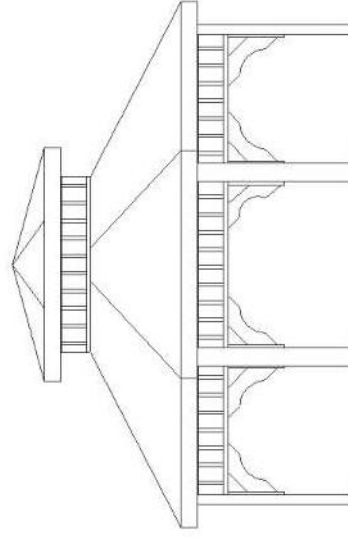


Classic roof; Wood floor



Classic roof; Screen kit

Specifications | Wood Octagon Gazebo



UPGRADE OPTIONS:

- Classic roof
- Wood floor
- Screen kit





Classic Roof





Inspired by Southern style, this gazebo brings the area's charm and casual, laid-back lifestyle to you.

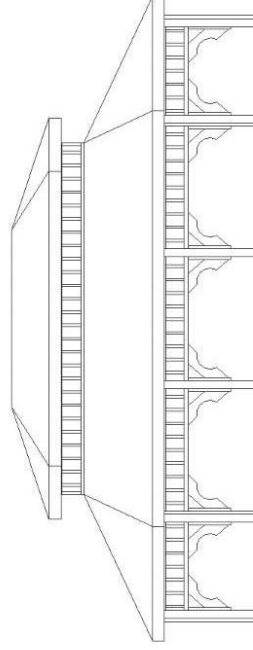


Specifications | Wood Oblong Gazebo

- UPGRADE OPTIONS:**
- Wood floor
  - Screen kit



Treated Octagon Wood Floor





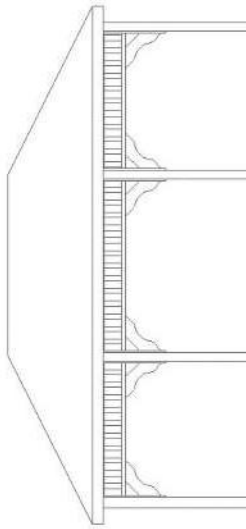
The architecture of Madison, Virginia, shows similarities to the symmetry and harmony in this gazebo.




Specifications | Wood Rectangular Gazebo

**UPGRADE OPTIONS:**

- Classic roof
- Wood floor
- Screen kit



Classic Roof





steps:



**Square/Rectangular Sizes** (Width X Length)

- 10' X 10', 10' X 12', 10' X 16'
- 12' X 12', 12' X 16', 12' X 20'

Choose a roof style.




Classic Roof (Standard)



Classic Roof

## 4 Choose a roofing material\*.

### 30-Year Architectural Asphalt Shingles



Weatherwood




Burnt Sienna (Dk. Brown)




Resawn Shake (Lt. Brown)



Moire Black



Pewter



Hunter Green



Cobblestone Gray

### Metal Roofing



Black



Charcoal



Light Gray



Brown



Antique Bronze



Burgundy



Rustic Red



Brite Red



Green



Hawaiian Blue



Clay




Light Stone

## 5 Choose a floor color\*.


### Azek Harvest Collection (Composite)



Kona



Slate Grey



Brownstone

### Wood



Treated Wood

\*Please refer to in-person samples for an accurate color.

### No Floor



## 6 Choose additional options.

Screen System for Vinyl or Wood Gazebos





Vinyl Ceiling for Vinyl Gazebos






MISCELLANEOUS



Cascade with Classic roof & Premier arched beams







*Vinyl Octagon Gazebo with Classic roof and composite floor*






## Fabric Group B




Marvel Sage  
(MASA)



Milano Char  
(MICH)



Paradigm Stone  
(PAST)



Peyton Granite  
(PG)



Remix Camel  
(RECL)



Remix Parchment  
(REPA)




Remix Silk  
(RESI)



Sail Away Aloe  
(SAAW)



Spectrum Denim  
(SEDE)



Surround Sunrise  
(SUSU)



Token Surfside  
(TOSU)



Tranquil Camel  
(TRCM)



Tranquil Linen  
(TRLI)



Tranquil Sage  
(TRSA)



Trusted Coast



Bahia Brick  
(BABR)




Bahia Mist  
(BAMI)




Bahia Saffron  
(BASA)



Blend Coal  
(BLCO)



Blend Linen  
(BLLI)



Blend Sand  
(BLSA)



Iona Alabaster  
(IOAL)



Iona Spa  
(IOSP)



Lively Parchment  
(LIPA)



Lively Sage  
(LISA)



Ponder Spa  
(PNSP)

## Dia Shade (Pergola only)



Our Dia Shade allows you to control the amount of shade to create the optimal outdoor experience.

- Track is powder-coated white, bronze or black
- Stainless fasteners and components
- Available in all fabrics shown to the left
- Maximum width per section is 54"
- Track runs parallel with beams
- 10' and 12' purlin lengths will have two shade sections
- 14' and 16' purlin lengths will have three shade sections
- Not available in cut yardage





# Privacy Wall


Privacy walls are the perfect addition to your structure lending some seclusion to your outdoor room.




Horizontal Privacy Wall



tall system.



Standard Privacy Wall



Louvered Privacy Wall



Maxi Privacy Wall





# BERLIN GARDENS

TAKE LIFE OUTDOORS™

berlingardensllc.com  
800.593.3411