



2025 CATALOG

Contents

INSPIRATION

Find your Contractor/Dealer4-5

PAVERS

Lexington®	8-9
Ozark® Demi.....	10-11
Ozark® Supra	12-13
Manhattan® Demi	14-15
Manhattan® Supra.....	16-17
Newport®	18-19
CityStone™ XL	20-21
Plymouth®	22-23
Jamestown®	24-25
Luna™	26-27
Grand Flagstone	28-29
Dimensional Flagstone	30-31

WALLS

Edington Wall Stone®.....	34-35
Lenza Wall	36-37
Belvedere Wall	38-39
Dimensional Wall.....	40-41
Kodah Wall	42-43
Outcropping Wall.....	44-45
Versa-Lok®	46-47

STAIR TREADS | WALL COPINGS

COLUMN CAPS | FIRE PITs

Bullnose Pavers.....	50-51
Olentangy Bluff Tread™	52-53
Dimensional and Irregular Steps.....	54-55
Superior Steppers.....	56-57
Dimensional Coping.....	58-59
Column Caps	60-61
Edington® Fire Pit.....	62-63
Belvedere Fire Pit.....	64-65
Dimensional Fire Pit.....	66-67
Kodah Fire Pit.....	68-69
Lenza Fire Pit.....	70-71
Edington® Pub Table	72-73

SAND | SEALERS

Dura Denz Sand and Sealers 74-75

For warranty information,
please visit our website [oberfields.com](https://www.oberfields.com)




THE DURA-DENZ® DIFFERENCE

Dura Denz® is exclusive to Oberfields and represents a dramatic break-through in concrete casting technology. Our Americana Collection line of premium pavers are infused with Dura Denz. A specially formulated dense top layer that creates a smooth, extra-hard surface that resists chipping, scratching and fading. The result is products that are not only beautiful, but extremely durable.



Standard concrete pavers are coarse, with visible aggregate on surface. They are manufactured to exceed all ASTM standards for quality and strength.



Dura Denz provides an exceptional paver, color infused throughout, has a colorfast top layer and resilient to deterioration. ASTM compliant.

Why Choose Oberfields?

AMERICAN-MADE WORLD-CLASS MANUFACTURING

Oberfields is proud to be American-Owned and Made. We manufacture our products within our three manufacturing facilities in central Ohio, and employ nearly one hundred employees.



EXPANSIVE NETWORK

You can find our products throughout the Midwest and down the East Coast. We have a valued distributor network who are knowledgeable about our products and have our products on display. We take great pride in providing in-depth regional training programs for contractors to become Authorized Oberfields Contractors. To connect with a distributor or authorized contractor in your area, please visit [oberfields.com](https://www.oberfields.com)



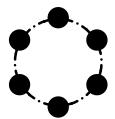
EXPERIENCED PROFESSIONAL ADVICE

We are more than your supplier, we are your partner. We recognize the importance of sales support and inventory. We have a phenomenal team that's trained to be your resource. Our knowledgeable staff provides expertise from site design and installation techniques, to delivery.



ONE-SOURCE ORDERING

Pavers, retaining walls, step units, structures, sealers and cleaners - we've got you covered with one call.





Find your authorized contractor & dealer today

Our goal is to provide you with quality paver & wall products for your project. We understand that it's a large investment. If you need help with finding the right contractor for your project, we can help. Our goal is to recommend qualified, knowledgeable, certified hardscape contractors. The hardscape contractors found on our Oberfields Authorized Contractor list have shown a proven knowledge on the basics of paver and retaining wall construction and installation. Each company listed has at least one individual on staff that has attended our training course and passed our Authorization Exam.

While we try our best to recommend qualified contractors for your project, Oberfields does not guarantee the workmanship of the installer. Please ask your selected contractor for references and about any warranty or guarantees they might provide on workmanship.



Simply scan the code to connect with a contractor in your area

FOLLOW THESE STEPS TO SELECT THE IDEAL CONTRACTOR TO BRING YOUR PROJECT TO LIFE.

STEP ONE

It's always a good idea to interview several contractors and find the best match for your project and personality. Make sure you have a good rapport with the person and communicate your wants and needs.

STEP TWO

Once you decide on the work you want to complete, confirm that the contractor has experience by asking for photos, references, or examples of other projects they have completed to make sure you feel confident with their quality of work. **Make sure to ask if they are an Oberfields Authorized Contractor.**

STEP THREE

Once you award the project to a specific contractor, obtain a written contract of the work to be performed. Make sure you understand the scope of your project and if changes could result in additional costs.

STEP FOUR


Once your project is complete, we would love to see the finished product! Photos can be submitted to photos@oberfields.com. Photos may be used in social media or future catalog publications.

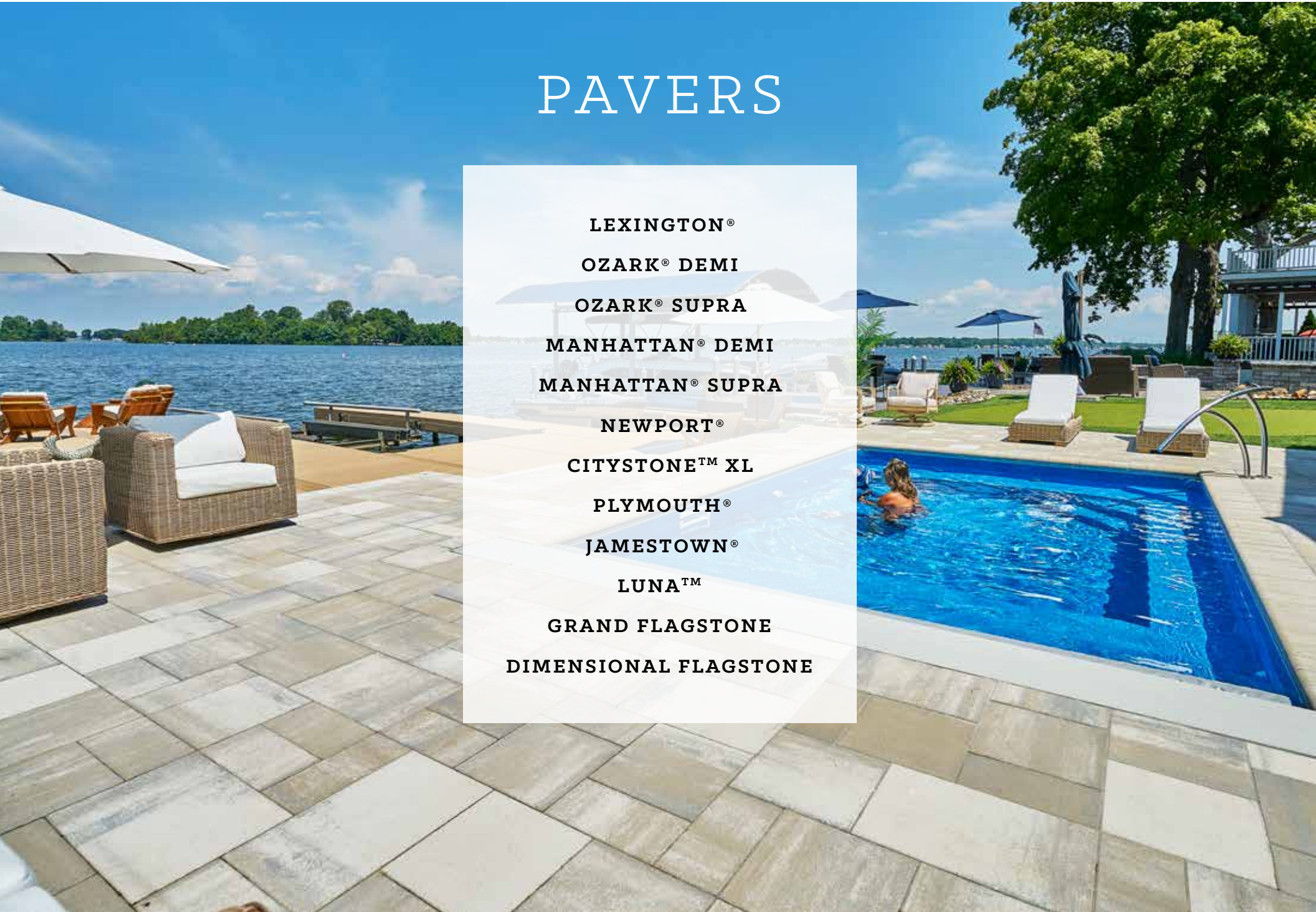
Utilize our network of authorized contractors and dealers to build your happy place

We have a valued distributor network throughout the Midwest who are knowledgeable about our products and have our products on display. We take great pride in providing in-depth regional training programs for contractors to become Authorized Oberfields Contractors.

[Learn more at Oberfields.com](https://www.oberfields.com)

“Using the Oberfields Authorized Contractor network helped us secure a professional, trustworthy contractor who helped us through every step.”





PAVERS

- LEXINGTON®
- OZARK® DEMI
- OZARK® SUPRA
- MANHATTAN® DEMI
- MANHATTAN® SUPRA
- NEWPORT®
- CITYSTONE™ XL
- PLYMOUTH®
- JAMESTOWN®
- LUNA™
- GRAND FLAGSTONE
- DIMENSIONAL FLAGSTONE



LEXINGTON®



OZARK® DEMI



OZARK® SUPRA



MANHATTAN® DEMI



MANHATTAN® SUPRA



NEWPORT®



CITYSTONE™ XL



PLYMOUTH®



JAMESTOWN®



LUNA™



GRAND FLAGSTONE



DIMENSIONAL FLAGSTONE



Lexington® Earth Blend | Sealed

Lexington®

Packaged Together New Combo Mold (Muster K Pattern)



Lexington 14
5 1/2" x 5 1/2" x 2 3/8"

Lexington 21
5 1/2" x 8 1/4" x 2 3/8"

Lexington 21 Sold Separately
(in Charcoal, Driftwood and Storm Only)



Due to variations in printing, color selections should always be chosen from actual product samples. Oberfields pavers require a buffer between the plate compactor and the paver surface to prevent scuffing.



Canyon Creek Blend



Charcoal
(Lexington 21 only)



Driftwood Blend



Earth Blend



Flagstone Blend




Granite Blend

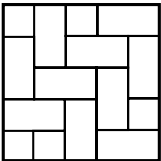


Storm Blend


INSTALLATION PATTERNS



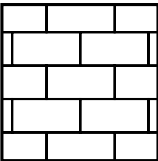
Muster K



90° Herringbone
(Lexington 21 only)



45° Herringbone
(Lexington 21 only)



Running Bond
(Lexington 21 only)

APPLICATIONS

Pedestrian traffic, residential driveways, patios, borders and swimming pool decks. Vehicular-Rated.

PACKAGING INFO

PRODUCT	WEIGHT PER SQ. FT.	UNITS PER SQ. FT.	SQ. FT. PER UNIT	UNITS PER LAYER	LAYERS PER CUBE	SQ. FT. PER LAYER	UNITS PER CUBE	WEIGHT PER CUBE	TOTAL SQ. FT. PER CUBE
Lexington® Combo Pallet	29 lbs	4.76/3.17	.32/.21	36	10	10.12	360	2934	101.20
Lexington® 21	29 lbs	3.17	0.32	42	8	13.25	336	3074 lbs	106



Ozark® Demi Storm Blend

Ozark® Demi



Due to variations in printing, color selections should always be chosen from actual product samples. Oberfields pavers require a buffer between the plate compactor and the paver surface to prevent scuffing.

Packaged Together



Small Rectangle
4 " x 8" x 2 ³/₈"

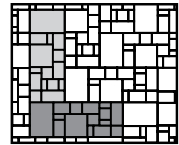
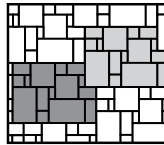
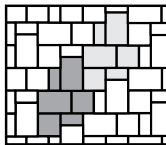
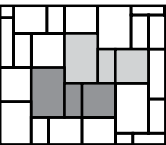
Square
8 " x 8" x 2 ³/₈"

Large Rectangle
8 " x 12" x 2 ³/₈"



Canyon Creek Blend Driftwood Blend Earth Blend Flagstone Blend Granite Blend Storm Blend

INSTALLATION PATTERNS



Demi or Supra
Pattern 1

Demi or Supra
Pattern 2

Demi/Supra
Pattern 1
Demi (30%),
Supra (70%)

Demi/Supra
Pattern 2
Demi (50%),
Supra (50%)

APPLICATIONS

Pedestrian traffic, residential driveways, patios, borders and swimming pool decks. Vehicular-Rated.

PACKAGING INFO

PRODUCT	WEIGHT PER SQ. FT.	UNITS PER SQ. FT.	SQ. FT. PER UNIT	UNITS PER LAYER	LAYERS PER CUBE	SQ. FT. PER LAYER	UNITS PER CUBE	WEIGHT PER CUBE	TOTAL SQ. FT. PER CUBE
Ozark® Demi Small Rectangle	29 lbs	4.5	0.22	8	10	1.76	80	Combined Weight 2884 lbs	All Sizes Together 103.3
Ozark® Demi Square	29 lbs	2.25	0.44	8	10	3.52	80		
Ozark® Demi Large Rectangle	29 lbs	1.5	0.66	8	10	5.28	80		




Ozark® Supra



Due to variations in printing, color selections should always be chosen from actual product samples. Oberfields pavers require a buffer between the plate compactor and the paver surface to prevent scuffing.

Packaged Together



Small Rectangle
8" x 16" x 2 ³/₈"

Square
16" x 16" x 2 ³/₈"

Large Rectangle
16" x 24" x 2 ³/₈"



Driftwood Blend


Earth Blend

Flagstone Blend

Granite Blend

Storm Blend

INSTALLATION PATTERNS



Demi or Supra
Pattern 1

Demi or Supra
Pattern 2

Demi/Supra
Pattern 1
Demi (30%), Supra (70%)

Demi/Supra
Pattern 2
Demi (50%), Supra (50%)

APPLICATIONS

Pedestrian traffic, patios, swimming pool decks and sidewalks.

PACKAGING INFO

PRODUCT	WEIGHT PER SQ. FT.	UNITS PER SQ. FT.	SQ. FT. PER UNIT	UNITS PER LAYER	LAYERS PER CUBE	SQ. FT. PER LAYER	UNITS PER CUBE	WEIGHT PER CUBE	TOTAL SQ. FT. PER CUBE
Ozark® Supra Small Rectangle	29 lbs	1.12	0.89	2	10	1.78	20	2884 lbs Combined Weight	103.34 All Sizes Together.
Ozark® Supra Square	29 lbs	0.56	1.77	2	10	3.54	20		
Ozark® Supra Large Rectangle	29 lbs	0.375	2.67	2	10	5.34	20		



Manhattan® Demi Driftwood Blend

Manhattan® Demi



Due to variations in printing, color selections should always be chosen from actual product samples. Oberfields pavers require a buffer between the plate compactor and the paver surface to prevent scuffing.

Packaged Together



Small Rectangle
4 " x 8" x 2 ³/₈"



Square
8" x 8" x 2 ³/₈"



Large Rectangle
8" x 12" x 2 ³/₈"



Driftwood Blend



Earth Blend



Flagstone Blend



Frost Blend

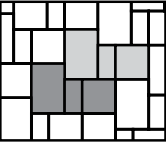


Granite Blend

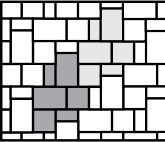


Storm Blend

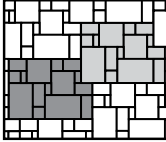
INSTALLATION PATTERNS



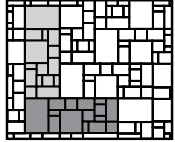
Demi or Supra
Pattern 1



Demi or Supra
Pattern 2



Demi/Supra
Pattern 1
Demi (30%), Supra (70%)



Demi/Supra
Pattern 2
Demi (50%), Supra (50%)

APPLICATIONS

Pedestrian traffic, residential driveways, patios, borders and swimming pool decks. Vehicular-Rated.

PACKAGING INFO

PRODUCT	WEIGHT PER SQ. FT.	UNITS PER SQ. FT.	SQ. FT. PER UNIT	UNITS PER LAYER	LAYERS PER CUBE	SQ. FT. PER LAYER	UNITS PER CUBE	WEIGHT PER CUBE	TOTAL SQ. FT. PER CUBE
Manhattan® Demi Small Rectangle	29 lbs	4.5	0.22	8	10	1.76	80	Combined Weight 2884 lbs	All Sizes Together 103.3
Manhattan® Demi Square	29 lbs	2.25	0.44	8	10	3.52	80		
Manhattan® Demi Large Rectangle	29 lbs	15	0.66	8	10	5.28	80		




Manhattan® Supra Frost Blend

Manhattan® Supra




Due to variations in printing, color selections should always be chosen from actual product samples. Oberfields pavers require a buffer between the plate compactor and the paver surface to prevent scuffing.


Packaged Together



Small Rectangle
8" x 16" x 2 ³/₈"



Square
16" x 16" x 2 ³/₈"



Large Rectangle
16" x 24" x 2 ³/₈"



Driftwood Blend



Earth Blend



Flagstone Blend



Frost Blend

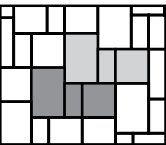


Granite Blend

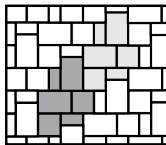


Storm Blend

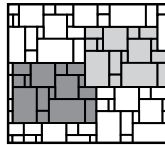
INSTALLATION PATTERNS



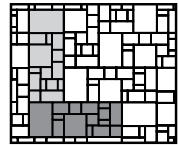
Demi or Supra
Pattern 1



Demi or Supra
Pattern 2



Demi/Supra
Pattern 1
Demi (30%), Supra (70%)




Demi/Supra
Pattern 2
Demi (50%), Supra (50%)

APPLICATIONS

Pedestrian traffic, patios, swimming pool decks and sidewalks.




PACKAGING INFO

PRODUCT	WEIGHT PER SQ. FT.	UNITS PER SQ. FT.	SQ. FT. PER UNIT	UNITS PER LAYER	LAYERS PER CUBE	SQ. FT. PER LAYER	UNITS PER CUBE	WEIGHT PER CUBE	TOTAL SQ. FT. PER CUBE
Manhattan® Supra Small Rectangle	29 lbs	1.12	0.89	2	10	1.78	20	Combined Weight 2884 lbs All Sizes Together.	103.34
Manhattan® Supra Square	29 lbs	0.56	1.77	2	10	3.54	20		103.34
Manhattan® Supra Large Rectangle	29 lbs	0.375	2.67	2	10	5.34	20		103.34



Newport®

Packaged Together



Small Rectangle
11 ³/₄" x 17 ³/₄" x 2 ³/₈"

Square
11 ³/₄" x 11 ³/₄" x 2 ³/₈"

Large Rectangle
11 ³/₄" x 23 ⁵/₈" x 2 ³/₈"

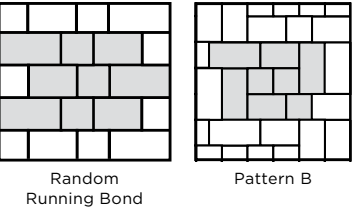


Driftwood Blend

Granite Blend

Storm Blend

INSTALLATION PATTERNS



APPLICATIONS


Pedestrian traffic, patios, swimming pool decks and sidewalks.

PACKAGING INFO

PRODUCT	WEIGHT PER SQ. FT.	UNITS PER SQ. FT.	SQ. FT. PER UNIT	UNITS PER LAYER	LAYERS PER CUBE	SQ. FT. PER LAYER	UNITS PER CUBE	WEIGHT PER CUBE	TOTAL SQ. FT. PER CUBE
Newport® Small Rectangle	29 lbs	0.69	1.45	2	9	2.90	18	3020 lbs	104
Newport® Square	29 lbs	1.04	0.96	3	9	2.88	27	3020 lbs	104
Newport® Large Rectangle	29 lbs	0.52	1.93	3	9	5.79	27	3020 lbs	104



Due to variations in printing, color selections should always be chosen from actual product samples. Oberfields pavers require a buffer between the plate compactor and the paver surface to prevent scuffing.



CityStone™ 24x24, Frost Blend

CityStone™ XL



CityStone™
12" x 24" x 2 1/2"



CityStone™
24" x 24"x 2 1/2"



Due to variations in printing, color selections should always be chosen from actual product samples. Oberfields pavers require a buffer between the plate compactor and the paver surface to prevent scuffing.



Driftwood Blend



Frost Blend




Silver Mist Blend




Storm Blend


INSTALLATION PATTERNS



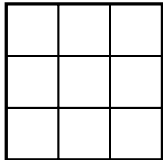
90° Herringbone
12x24



45° Herringbone
12x24



Running Bond
12x24, 24x24




Stack Bond
24x24

APPLICATIONS

Perfect for sidewalks, outlying entertaining spaces, or creating courtyards.

PACKAGING INFO

PRODUCT	WEIGHT PER SQ. FT.	UNITS PER SQ. FT.	SQ. FT. PER UNIT	LAYERS PER CUBE	WEIGHT PER PIECE	UNITS PER CUBE	WEIGHT PER CUBE	TOTAL SQ. FT. PER CUBE
CityStone™ 12x24	29 lbs	.50	2	10	54.25	60	3255	120
CityStone™ 24x24	29 lbs	.25	4	10	112	20	2240	80



Plymouth®



Plymouth
4" x 8" x 2 ³/₈"



Plymouth
4" x 8" x 3 ¹/₈"
(Special Order Product)



Plymouth False Joint
4" x 8" x 3 ¹/₈"
(Special Order Product)



Charcoal



Cream



Dark Chocolate

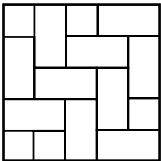


Khaki




Silver Mist Blend


INSTALLATION PATTERNS



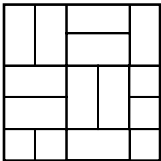
90° Herringbone



Running Bond



45° Herringbone



Basketweave

APPLICATIONS

Pedestrian traffic, residential driveways, patios, borders and swimming pool decks. Vehicular-Rated.

PACKAGING INFO

PRODUCT	WEIGHT PER SQ. FT.	UNITS PER SQ. FT.	SQ. FT. PER UNIT	UNITS PER LAYER	LAYERS PER CUBE	SQ. FT. PER LAYER	UNITS PER CUBE	WEIGHT PER CUBE	TOTAL SQ. FT. PER CUBE
Plymouth®	29 lbs	4.7	0.21	54	9	11.48	486	2999 lbs	103



Due to variations in printing, color selections should always be chosen from actual product samples. Oberfields pavers require a buffer between the plate compactor and the paver surface to prevent scuffing.



Jamestown®



Jamestown
2 5⁄8" x 7 7⁄8" x 2 3⁄8"



Charcoal



Cream

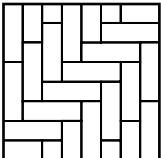


Salt & Pepper

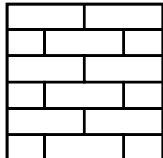


Silver Mist Blend


INSTALLATION PATTERNS



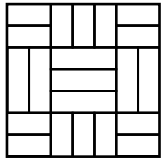
90° Herringbone



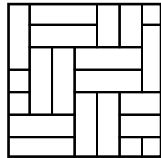
Running Bond



45° Herringbone



Pattern A



Pattern B

APPLICATIONS

Pedestrian traffic, patios, borders and swimming pool decks.

PACKAGING INFO

PRODUCT	WEIGHT PER SQ. FT.	UNITS PER SQ. FT.	SQ. FT. PER UNIT	UNITS PER LAYER	LAYERS PER CUBE	SQ. FT. PER LAYER	UNITS PER CUBE	WEIGHT PER CUBE	TOTAL SQ. FT. PER CUBE
Jamestown®	29 lbs	7.14	0.14	78	5	10.92	390	1583 lbs	54.60



Due to variations in printing, color selections should always be chosen from actual product samples. Oberfields pavers require a buffer between the plate compactor and the paver surface to prevent scuffing.



Luna™



Luna
4 1/3" x 6" x 2 1/2"



Charcoal



Frost

APPLICATIONS

Pedestrian traffic, residential driveways, patios, borders and swimming pool decks. Vehicular-Rated.

PACKAGING INFO

PRODUCT	WEIGHT PER SQ. FT.	UNITS PER SQ. FT.	SQ. FT. PER UNIT	UNITS PER LAYER	LAYERS PER CUBE	SQ. FT. PER LAYER	UNITS PER CUBE	WEIGHT PER CUBE	TOTAL SQ. FT. PER CUBE
Luna™	25 lbs	5.52	N/A	64	10	11.6	640	2872 lbs	116



Due to variations in printing, color selections should always be chosen from actual product samples. Oberfields pavers require a buffer between the plate compactor and the paver surface to prevent scuffing.





Grand Flagstone Cuyahoga Blend

Grand Flagstone*



Due to variations in printing, color selections should always be chosen from actual product samples.

 * Not Available in Michigan.





Cuyahoga Blend
(Special Order Product)



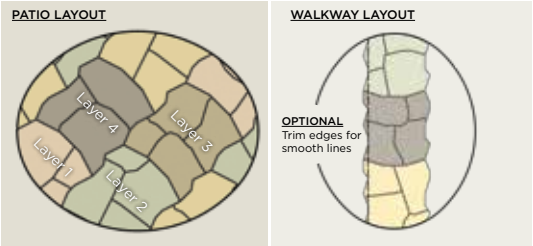
Mohican Blend
(Special Order Product)



Scioto Blend
(Special Order Product)

Grand Flagstone*
Dimensions - All Grand Flagstone is 1 3/4" thick
Note: Outside dimensions of each layer are identical to all other layers, allowing any layer to be used anywhere in the pattern.

INSTALLATION PATTERNS



APPLICATIONS

Pedestrian traffic, patios, borders, swimming pool decks and sidewalks.

PACKAGING INFO

PRODUCT	WEIGHT PER SQ. FT.	UNITS PER SQ. FT.	LAYERS PER CUBE	UNITS PER CUBE	WEIGHT PER CUBE	SQ. FT. PER UNIT	SQ. FT. PER LAYER	TOTAL SQ. FT. PER CUBE
Grand Flagstone	20.5	N/A	8	32	2160	N/A	11	88


Dimensional Flagstone Cuyahoga Blend




Dimensional Flagstone*



Due to variations in printing, color selections should always be chosen from actual product samples.

 * Not Available in Michigan.



- Packaged Together
- a) Dimensional Flagstone* - 6" x 12" x 2"

b) Dimensional Flagstone* - 12" x 12" x 2"

c) Dimensional Flagstone* - 12" x 18" x 2"

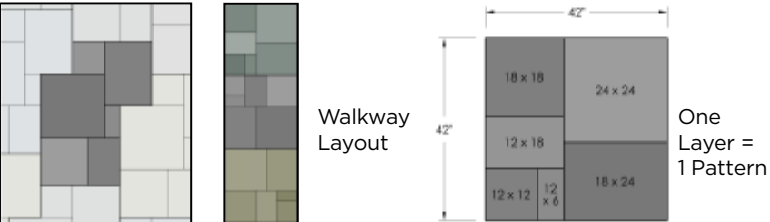
d) Dimensional Flagstone* - 18" x 18" x 2"

e) Dimensional Flagstone* - 18" x 24" x 2"

f) Dimensional Flagstone* - 24" x 24" x 2"



INSTALLATION PATTERNS



APPLICATIONS

Pedestrian traffic, patios, swimming pool decks, and sidewalks.

PACKAGING INFO

PRODUCT	WEIGHT PER SQ. FT.	UNITS PER SQ. FT.	LAYERS PER CUBE	UNITS PER CUBE	WEIGHT PER CUBE	SQ. FT. PER UNIT	SQ. FT. PER LAYER	TOTAL SQ. FT. PER CUBE
Dimensional Flagstone	24	N/A	8	48	2350	N/A	12.25	98



WALLS

- EDINGTON WALL STONE®
- LENZA WALL
- BELVEDERE WALL
- DIMENSIONAL WALL
- KODAH WALL
- OUTCROPPING WALL
- VERSA-LOK®



EDINGTON WALL STONE®



LENZA WALL



BELVEDERE WALL



DIMENSIONAL WALL



KODAH WALL



OUTCROPPING WALL



VERSA-LOK®

Non-Tumbled Edington Wall Stone® Storm Blend



Edington Wall Stone®



Due to variations in printing, color selections should always be chosen from actual product samples.



Edington Wall Stone®
12" x 8" x 4"



Edington Wall Stone® Wedge
12" x 8" x 4"



Non-Tumbled Edington Wall Stone®
12" x 8" x 4"



Non-Tumbled Edington Wall Stone® Wedge
12" x 8" x 4"



Canyon Creek Blend



Charcoal



Driftwood Blend



Earth Blend



Flagstone Blend



Granite Blend



Silver Mist Blend



Storm Blend

Tumbled



Canyon Creek Blend



Charcoal



Driftwood Blend



Earth Blend



Flagstone Blend



Granite Blend



Silver Mist Blend



Storm Blend


Non-Tumbled

APPLICATIONS

Garden walls, freestanding walls, columns and edging with a 3' height maximum.

PACKAGING INFO

PRODUCT	WEIGHT PER SQ. FT.	UNITS PER SQ. FT.	UNITS PER BAND	UNITS PER CUBE	WEIGHT PER CUBE	SQ. FT. PER UNIT	SQ. FT. PER BAND	TOTAL SQ. FT. PER CUBE
Edington Wall Stone®	90	3.00	N/A	100	2900	0.333	N/A	33
Edington Wall Stone® Wedge	75	3.00	N/A	90	2160	0.333	N/A	30
Non-Tumbled Edington Wall Stone®	90	3.00	N/A	132	3960	0.333	N/A	44
Non-Tumbled Edington Wall Stone® Wedge	75	3.00	N/A	90	2250	0.333	N/A	30



Lenza Wall Driftwood Blend

Lenza Wall



Due to variations in printing, color selections should always be chosen from actual product samples.



Wall Block
18 "x 9 "x 5 "



Wall Cap
18.5 "x 10 "x 2.5 "



Alignment Pins



Driftwood Blend



Granite Blend



Storm Blend

APPLICATIONS

Garden walls, freestanding walls, columns and edging with a 3' height maximum, when using adhesive.

True retaining wall when using the pin system.

PACKAGING INFO

PRODUCT	WEIGHT PER SQ. FT.	UNITS PER SQ. FT.	UNITS PER BAND	UNITS PER CUBE	WEIGHT PER CUBE	SQ. FT. PER UNIT	SQ. FT. PER BAND	TOTAL SQ. FT. PER CUBE
Lenza Wall	86	1.60	10	50	2666	0.62	6.20	31
Lenza Cap	11.52	3.13	8	64	2304	0.32	2.56	20.48



Belvedere Wall Mohican Blend

Belvedere Wall*




Belvedere* Wall, Corner and Coping
Wall blocks come in different sizes to create a double sided wall.

Belvedere also available in corners and copings.



Due to variations in printing, color selections should always be chosen from actual product samples.

 * Not Available in Michigan.



Cuyahoga Blend
(Special Order Product)



Mohican Blend



Scioto Blend

APPLICATIONS

Walls or freestanding columns proportionately scaled for residential applications.

INSTALLATION & PRODUCT DETAILS

For more product and packaging details, please visit oberfields.com.

PACKAGING INFO

PRODUCT	WEIGHT FACE FT.	UNITS FACE FT.	UNITS PER BAND	UNITS PER CUBE	WEIGHT PER CUBE	SQ. FT. PER UNIT	SQ. FT. PER BAND	TOTAL SQ. FT. PER CUBE
Belvedere Walls	91.667	N/A	N/A	N/A	2475	N/A	N/A	27
Belvedere Corners	63.33	N/A	N/A	N/A	1520	N/A	N/A	24
Belvedere Coping	N/A	N/A	N/A	N/A	1550	N/A	N/A	66/LNFT




Dimensional Wall Mohican Blend

Dimensional Wall*



Due to variations in printing, color selections should always be chosen from actual product samples.

 * Not Available in Michigan.



Dimensional Wall Straight Block*
12" x 8" x 4"



Dimensional Wall Wedge Block*
12" x 8" x 4"



Cuyahoga Blend
(Special Order Product)



Mohican Blend



Scioto Blend

APPLICATIONS

Garden walls, freestanding walls, columns and edging.

INSTALLATION & PRODUCT DETAILS

For more product and packaging details, please visit oberfields.com.

PACKAGING INFO


PRODUCT	WEIGHT FACE FT.	UNITS PER FACE FT.	UNITS PER BAND	UNITS PER CUBE	WEIGHT PER CUBE	SQ. FT. PER UNIT	SQ. FT. PER BAND	TOTAL SQ. FT. PER CUBE
Dimensional Wall	84	3.00	N/A	75	2100	.333	N/A	25
Dimensional Wedge	N/A	3.00	N/A	100	2000	.333	N/A	N/A




Kodah Wall*




Due to variations in printing, color selections should always be chosen from actual product samples.

 * Not Available in Michigan.


Packaged Together




Kodah Wall
12" x 10.5" x 6"




Kodah Wall
30" x 10.5" x 6"




Kodah Wall
21" x 10.5" x 6"




Kodah Wall
42" x 10.5" x 6"



Kodah Wall Corner
21" x 10.5" x 6"



Cuyahoga Blend
(Special Order Product)



Mohican Blend



Scioto Blend

APPLICATIONS

Garden walls, gravity walls, freestanding walls, columns and edging.

INSTALLATION & PRODUCT DETAILS

For more product and packaging details, please visit oberfields.com.

PACKAGING INFO

PRODUCT	WEIGHT FACE FT.	UNITS FACE FT.	UNITS PER BAND	UNITS PER CUBE	WEIGHT PER CUBE	SQ. FT. PER UNIT	SQ. FT. PER BAND	TOTAL SQ. FT. PER CUBE
Kodah Wall Pallet	N/A	N/A	N/A	18	2370	N/A	N/A	21
Kodah Corner Pallet	N/A	N/A	N/A	16	1600	1.3	N/A	21

Outcropping Wall Scioto Blend



Outcropping Wall*



Outcropping Wall Stone*
12" H x 42" L
(unit shown is one of a 12-piece modular system)



Outcropping Wall Stone Corner
Available in 6"
6" H x 39" L x 27" D, 12" H x 39" L x 27" D



Outcropping Wall Stone*
18" H x 60" L x 18" D
(unit shown is one of a 12-piece modular system)

Outcropping Wall Stone Corner 6"
6" H x 39" L x 27" D
Outcropping Wall Stone Corner 12"
12" H x 48" L x 30" D



Cuyahoga Blend
(Special Order Product)



Mohican Blend



Scioto Blend



Due to variations in printing, color selections should always be chosen from actual product samples.



* Not Available in Michigan.

APPLICATIONS

Residential or commercial engineered wall system.

INSTALLATION & PRODUCT DETAILS

For more product and packaging details, please visit oberfields.com.

PACKAGING INFO

PRODUCT	WEIGHT FACE FT.	UNITS FACE FT.	UNITS PER BAND	UNITS PER CUBE	WEIGHT PER CUBE	SQ. FT. PER UNIT	SQ. FT. PER BAND	TOTAL SQ. FT. PER CUBE
Outcropping Wall	222.22	N/A	N/A	N/A	4000	N/A	N/A	18



Versa-Lok®



Standard
16" (face) x 14" (rear) x 12" D x 6" H



Smooth Top
16" (face) x 14" (rear) x 12" D x 6" H



Rectangular Cap
16" (face) x 11⁵/₈" D x 3⁵/₈" H



Solid Corner
7⁷/₈" (face) x 12" D x 6" H



Full Return Corner
16" (face) x 7⁷/₈" D x 6" H



Weathered Standard*
16" (face) x 14" (rear) x 12" D x 6" H



Solid Corner Unit Weathered*
7⁷/₈" (face) x 12" D x 6" H



Full Return Corner Weathered*
16" (face) x 7⁷/₈" D x 6" H



Rectangular Cap Weathered*
16" (face) x 11⁵/₈" D x 3⁵/₈" H



Charcoal
Rectangular Cap Only


***Weathered Versa-Lok® available.
Special Order Product.
1 Pallet Minimum.**

APPLICATIONS

Residential or commercial engineered retaining wall applications.



Due to variations in printing, color selections should always be chosen from actual product samples.

 * Not Available in Michigan.



Canyon Creek Blend



Chestnut Blend



Desert Sand



Earth Blend



Flagstone Blend



Granite Blend



Storm Blend

PACKAGING INFO

PRODUCT	WEIGHT FACE FT.	UNITS FACE FT.	UNITS PER CUBE	WEIGHT PER CUBE	SQ. FT. PER UNIT	SQ. FT. PER BAND	TOTAL SQ. FT. PER CUBE
Non-Weathered Versa-Lok® Standard	123	1.50	32	2624	0.667	N/A	21.33
Non-Weathered Versa-Lok® Smooth Top Standard	123	1.50	32	2624	0.667	N/A	21.33
Non-Weathered Rectangular Retaining Wall Cap	51	N/A	48	2448	N/A	N/A	N/A
Non-Weathered Versa-Lok® Solid Corner	41	3.00	64	2624	N/A	N/A	N/A
Non-Weathered Versa-Lok® Full Return Corner	48	N/A	48	2304	N/A	N/A	N/A
Weathered Versa-Lok® Standard	123	N/A	32	2624	0.667	N/A	21.33
Weathered Rectangular Retaining Wall Cap	51	N/A	48	2448	N/A	N/A	N/A
Weathered Versa-Lok® Solid Corner	41	N/A	64	2624	N/A	N/A	N/A
Weathered Versa-Lok® Full Return Corner	48	N/A	48	2304	N/A	N/A	32



BULLNOSE PAVERS
OLENTANGY BLUFF TREAD™
DIMENSIONAL & IRREGULAR STEPS
SUPERIOR STEPPERS
DIMENSIONAL COPING
COLUMN CAPS
EDINGTON® FIRE PIT
BELVEDERE® FIRE PIT
DIMENSIONAL FIRE PIT
LENZA FIRE PIT
KODAH FIRE PIT
EDINGTON® PUB TABLE

STAIR TREADS | WALL COPINGS
COLUMN CAPS | FIRE PITTS



BULLNOSE PAVERS



**OLENTANGY
BLUFF TREAD™**



**DIMENSIONAL &
IRREGULAR STEPS**



SUPERIOR STEPPERS



DIMENSIONAL COPING



COLUMN CAPS



EDINGTON® FIRE PIT



BELVEDERE® FIRE PIT



DIMENSIONAL FIRE PIT



LENZA FIRE PIT



KODAH FIRE PIT



EDINGTON® PUB TABLE



Bullnose Pavers



Due to variations in printing, color selections should always be chosen from actual product samples.



Single Bullnose
6" x 12" x 2 3/8"



Double Bullnose
6" x 12" x 2 3/4"



Charcoal



Cream



Dark Chocolate



Khaki




Silver Mist

APPLICATIONS

Steps, wall caps and coping applications.

PACKAGING INFO

PRODUCT	WEIGHT PER SQ. FT.	UNITS PER SQ. FT.	UNITS PER LAYER	UNITS PER CUBE	WEIGHT PER CUBE	SQ. FT. PER UNIT	TOTAL SQ. FT. PER CUBE
Single Bullnose Paver	28.0	2.00	N/A	168	2352	N/A	78
Vintage Single Bullnose Paver	28.0	2.00	N/A	192	2668	N/A	96
Double Bullnose Paver	30.0	2.00	N/A	144	2160	N/A	72
Vintage Double Bullnose Paver	30.0	2.00	N/A	192	2880	N/A	96



Olentangy Bluff Tread™



Due to variations in printing, color selections should always be chosen from actual product samples.



Olentangy Bluff Tread™
36" L x 16" D x 6" H



Olentangy Bluff Tread™
48" L x 16" D x 6" H



Olentangy Bluff Tread™
60" L x 16" D x 6" H



Olentangy Bluff Tread™
72" L x 16" D x 6" H



Cuyahoga Blend
(Special Order Product)



Mohican Blend




Scioto Blend

APPLICATIONS

Residential or commercial step applications.

PACKAGING INFO

PRODUCT	WEIGHT PER SQ. FT.	UNITS PER SQ. FT.	UNITS PER BAND	UNITS PER CUBE	WEIGHT PER CUBE	SQ. FT. PER UNIT	SQ. FT. PER BAND	TOTAL SQ. FT. PER CUBE
Olentangy Bluff Tread 36"	N/A	N/A	N/A	8	2240	N/A	N/A	N/A
Olentangy Bluff Tread 48"	N/A	N/A	N/A	8	2984	N/A	N/A	N/A
Olentangy Bluff Tread 60"	N/A	N/A	N/A	6	2802	N/A	N/A	N/A
Olentangy Bluff Tread 72"	N/A	N/A	N/A	4	2240	N/A	N/A	N/A



Dimensional & Irregular Steps*

(A) Irregular Steps*

All irregular steps have 7" rise

42" L x 17" D x 7" H (349 lbs.)

42" L x 26" D x 7" H (476 lbs.)

54" L x 22" D x 7" H (458 lbs.)

48" L x 24" D x 7" H (512 lbs.)

48" L x 28" D x 7" H (567 lbs.)

60" L x 24" D x 7" H (600 lbs.)

Sold as Full Pallet Only

(B) Dimensional Steps*

All dimensional steps have 7" rise

36" L x 18" D x 7" H (375 lbs.)

48" L x 18" D x 7" H (455 lbs.)

72" L x 30" D x 7" H (1320 lbs.)

Packaged Together


Cuyahoga Blend
(Special Order Product)

Mohican

Scioto Blend



Due to variations in printing, color selections should always be chosen from actual product samples.

 * Not Available in Michigan.

APPLICATIONS

Residential or commercial step applications.

INSTALLATION & PRODUCT DETAILS

For more product and packaging details, please visit oberfields.com.

PACKAGING INFO

PRODUCT	WEIGHT PER SQ. FT.	UNITS PER SQ. FT.	UNITS PER BAND	UNITS PER CUBE	WEIGHT PER CUBE	SQ. FT. PER UNIT	SQ. FT. PER BAND	TOTAL SQ. FT. PER CUBE
Irregular Steps*	N/A	N/A	N/A	6	2962	N/A	N/A	N/A
Dimensional Steps 3'	N/A	N/A	N/A	6	2250	N/A	N/A	N/A
Dimensional Steps 4'	N/A	N/A	N/A	6	2730	N/A	N/A	N/A
Dimensional Steps 6'	N/A	N/A	N/A	3	3960	N/A	N/A	N/A



Superior Steppers*



Superior Stepper – 21" x 27" x 2"
Eight different shapes on a cube.



Cuyahoga Blend
(Special Order Product) Mohican Blend Scioto Blend


APPLICATIONS
Residential or commercial step applications.

PACKAGING INFO

PRODUCT	WEIGHT PER SQ. FT.	UNITS PER SQ. FT.	UNITS PER BAND	UNITS PER CUBE	WEIGHT PER CUBE	SQ. FT. PER UNIT	SQ. FT. PER BAND	TOTAL SQ. FT. PER CUBE
Superior Steppers	N/A	N/A	N/A	24	1950	N/A	N/A	N/A




Due to variations in printing, color selections should always be chosen from actual product samples.


 * Not Available in Michigan.



Dimensional Coping*



Due to variations in printing, color selections should always be chosen from actual product samples.

 * Not Available in Michigan.

APPLICATIONS

Walls applications, stair treads.

INSTALLATION & PRODUCT DETAILS

For more product and packaging details, please visit oberfields.com.

PACKAGING INFO

PRODUCT	WEIGHT PER SQ. FT.	UNITS PER SQ. FT.	UNITS PER BAND	UNITS PER CUBE	WEIGHT PER CUBE	SQ. FT. PER UNIT	SQ. FT. PER BAND	TOTAL SQ. FT. PER CUBE
Dimensional Coping	N/A	N/A	N/A	N/A	1950	N/A	N/A	63/LNFT



Column Caps

CAP SIZES

24" x 24" x 2"	28" x 28" x 2"
24" x 24" x 3"	28" x 28" x 3"
Kodah Cap 36" x 36" x 3"	



APPLICATIONS

Column caps.

PACKAGING INFO

PRODUCT	NOMINAL DIMENSIONS	WEIGHT / EACH	UNITS PER SQ. FT.	UNITS / BUNDLE	WEIGHT PER CUBE
Rockface Cap Sizes	24" front x 24" depth x 2" height	90	N/A	12	1080
Rockface Cap Sizes	28" front x 28" depth x 2" height	105	N/A	6	630
Rockface Cap Sizes	24" front x 24" depth x 3" height	140	N/A	12	1680
Rockface Cap Sizes	28" front x 28" depth x 3" height	180	N/A	6	1080
Kodah Cap*	36" front x 36" depth x 3" height	315	N/A	5	1575



Due to variations in printing, color selections should always be chosen from actual product samples.

* Not Available in Michigan.



Edington® Fire Pit



Due to variations in printing, color selections should always be chosen from actual product samples.



Optional
Precast
Caps

DIMENSIONS
12" H x 48" Diameter
32" Inside Diameter
Weight - 1083 lbs (1 pallet)

- COMPONENTS**
- 39 Edington Wall Stone Wedge Units
 - 3 - 10 oz. Tubes of Paver Bond
 - Steel Ring
 - Optional Precast Rockface Caps

Components Sold Separately

AVAILABLE COLORS

			
Canyon Creek Blend	Charcoal	Driftwood Blend	Earth Blend
			
Flagstone Blend	Granite Blend	Silver Mist Blend	Storm Blend

Tumbled

			
Canyon Creek Blend	Charcoal	Driftwood Blend	Earth Blend
			
Flagstone Blend	Granite Blend	Silver Mist Blend	Storm Blend

Non-Tumbled

PRECAST CAP COLORS

		
Cuyahoga Blend (Special Order Product)	Mohican Blend	Scioto Blend

MORE ABOUT THE FIRE PIT
Build a fire pit in no time with our Edington Fire Pit. Place base units on 4-6" of prepared compacted base and adhere units as you construct. Great for small fires, roasting marshmallows and hot dogs.

APPLICATIONS

Outdoor fire pits



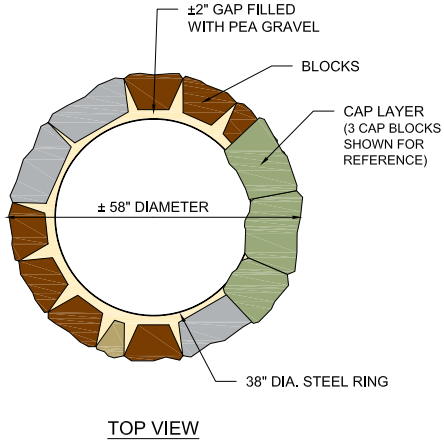
Belvedere Fire Pit Scioto Blend

Belvedere Fire Pit*

DIMENSIONS
14" H x 58" Diameter
Weight - 1348 lbs (1 pallet)

- COMPONENTS**
- 52 Belvedere Units
 - 3-10 oz. Tubes of Adhesive
 - Steel Ring

Components Sold Separately



AVAILABLE COLORS



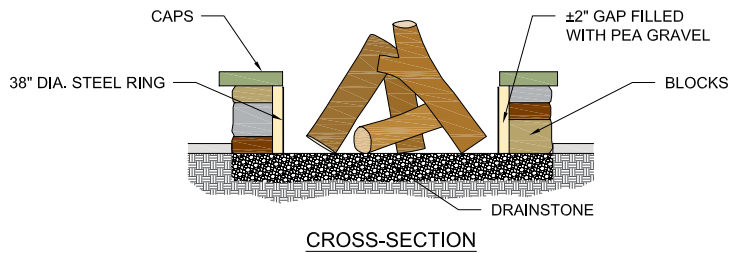
Cuyahoga Blend
(Special Order Product)



Mohican Blend



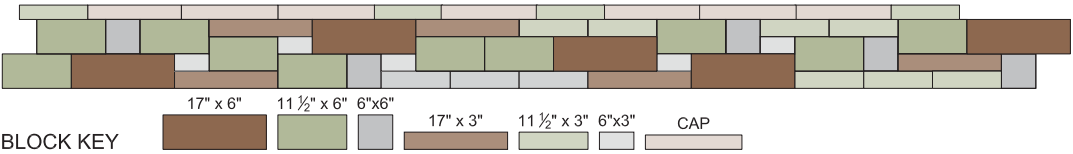
Scioto Blend



Due to variations in printing, color selections should always be chosen from actual product samples.

* Not Available in Michigan.

INSTALLATION PATTERN (OPTIONAL)



MORE ABOUT THE FIRE PIT

The Belvedere Fire Pit creates a rustic sophistication all its own. The Belvedere Fire Pit has a diameter of approximately five feet and a height of fourteen inches, the proportions of the fire pit creates a perfect focal point for any occasion—from intimate gathers to larger events.

APPLICATIONS

Outdoor fire pits

Dimensional Fire Pit Scioto Blend



Dimensional Fire Pit*

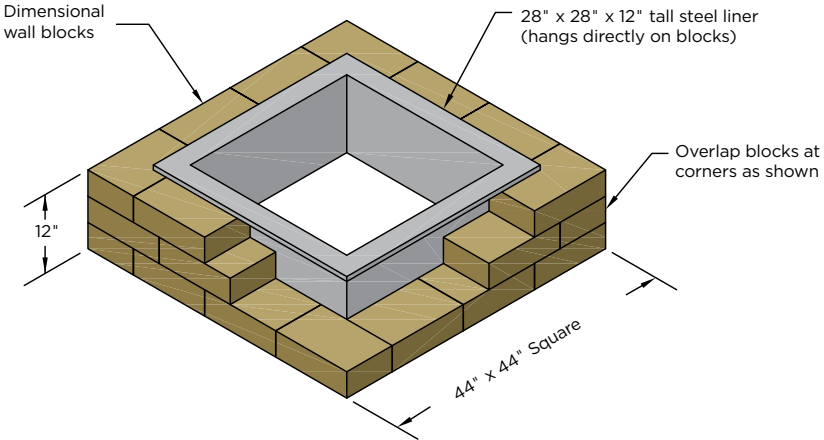
DIMENSIONS

12" H x 44"W x 44"D
Weight - 1136 lbs. (1 pallet)

COMPONENTS

- 36 Dimensional Units
- 3-10 oz. Tubes of Adhesive
- Steel Liner

Components Sold Separately



AVAILABLE COLORS



Cuyahoga Blend
(Special Order Product)



Mohican Blend



Scioto Blend

MORE ABOUT THE FIRE PIT

The Dimensional Wall Fire Pit features hand-hewn stone texture with consistent dimensions to create a natural looking square fire pit.

APPLICATIONS

Outdoor fire pits



Due to variations in printing, color selections should always be chosen from actual product samples.

* Not Available in Michigan.




Custom Kodah Fire Pit

Kodah Fire Pit*



Due to variations in printing, color selections should always be chosen from actual product samples.

 * Not Available in Michigan.

DIMENSIONS

12" H x 44"W x 48"D
Weight - 1682 lbs. (1 pallet)

COMPONENTS

- 16 Kodah Corner Units
- 3-10 oz. Tubes of Adhesive
- Steel Liner

Components Sold Separately

AVAILABLE COLORS



Cuyahoga Blend
(Special Order Product)

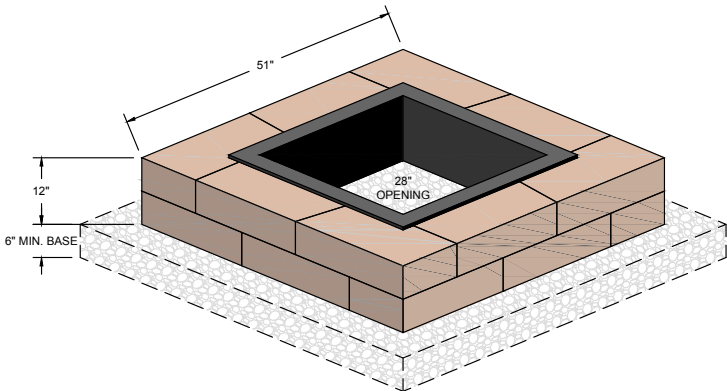


Mohican Blend



Scioto Blend

TYPICAL CONSTRUCTION ISOMETRIC VIEW



MORE ABOUT THE FIRE PIT

The Kodah fire pit features modern, linear proportions. The freshly quarried stone texture complements a variety of applications. It is designed for fast installation with large blocks and perfectly planned construction.

INSTALLATION & PRODUCT DETAILS

For more product and packaging details, please visit oberfields.com.

APPLICATIONS

Outdoor fire pits



Lenza Fire Pit Charcoal

Lenza Fire Pit



Due to variations in printing, color selections should always be chosen from actual product samples.

DIMENSIONS

72" L x 54" W x 17 3/8" H
Weight - 2480 lbs. (1 pallet)

COMPONENTS

- 36 Lenza Wall Units
 - 40 Bullnose Caps
 - 5-10 oz. Tubes of Adhesive
- Does Not Include A Steel Liner

AVAILABLE COLORS



Driftwood Blend



Granite Blend



Storm Blend

MORE ABOUT THE FIRE PIT


The Lenza Fire Pit features modern, smooth dimensions to create a linear fire pit.

INSTALLATION & PRODUCT DETAILS

For more product and packaging details, please visit oberfields.com.

APPLICATIONS

Outdoor fire pits



Edington® Pub Table (Custom)



Due to variations in printing, color selections should always be chosen from actual product samples.



- DIMENSIONS
- 42" H x 48"W x 48"D
Weight - 1752 lbs (2 pallet)
- COMPONENTS
- 36 Edington Wall Stone pieces
 - 1-42" Table Top with 2" hole
 - 1-28" Foot Rest with 2" hole
 - Both pieces 3" thick
 - The 2" hole fits standard umbrella (not incl.)
 - 2-10 oz. Tubes of Adhesive
 - Optional 42" Round Table Top with 2" hole (non stock)

Components Sold Separately

AVAILABLE COLORS

				Tumbled					Non-Tumbled
Canyon Creek Blend	Charcoal	Driftwood Blend	Earth Blend		Canyon Creek Blend	Charcoal	Driftwood Blend	Earth Blend	
				Tumbled					Non-Tumbled
Flagstone Blend	Granite Blend	Silver Mist Blend	Storm Blend		Flagstone Blend	Granite Blend	Silver Mist Blend	Storm Blend	

PRECAST CAP COLORS

		
Cuyahoga Blend (Special Order Product)	Mohican Blend	Scioto Blend

MORE ABOUT THE PUB TABLE

Add additional entertaining space with our Pub Table. The large table top allows plenty of room to enjoy drinks or a snack. The bottom foot rest is great for propping up your feet.

APPLICATIONS

Outdoor seating / eating



Dura Denz penetrating sealers are offered in both water based and solvent based formulas. Each formula offers two finishes—a wet look and a matte look. Either finish adds enhancement and protection for years, with minimal maintenance.

SOLVENT BASED

-WET LOOK

-MATTE LOOK

WATER BASED

-WET LOOK

-MATTE LOOK

UNSEALED

SEALED

Dura-Denz Polymeric Sand

Dura Denz Polymeric Sand is a joint stabilization sand that offers long lasting durability and superior strength when it comes to your pavement joints. Formulated with a blend of native sands and polymer binders; that once activated, allows the joints to expand and contract with the elements – such as freeze/thaw cycles. Dura Denz Poly Sand prevents sand erosion from pavement joints caused by rain and other water run-off, deters weed growth and insect infestation, and reduces overall pavement maintenance. You can be assured that Dura Denz Polymeric Sand will not discolor the surface or leave behind a haze, when installed correctly. Designed and tested in conjunction with the Americana Collection pavers; the Dura Denz Polymeric Sand, as well as Dura Denz Sealers, promotes a system sell of pavers; built to our specifications, delivering both on quality and consistency.

Best Practices

We adhere to ICPI System Practices

- After excavation, install geosynthetic fabric
- Install sub-base material (open graded 3/4" clean or dense 3/4" down to fines)
- Install bedding layer (clean limestone chip or dense concrete sand)
- Install Americana Collection paver
- Sweep in Dura Denz Polymeric Sand
- Clean patio in preparation of sealer
- Seal patio with Dura Denz All-In-One Sealer

All-In-One Sealers


How many reasons do you need?

Our new Dura Denz All-In-One penetrating sealers enhance color and texture, stabilizes joint sand, and protect against mold, moss and algae. Formulated to resist UV rays, Dura Denz Sealers help to retain the pavers original color while also repelling water and stains. It can be applied immediately after installation on a clean, dry installation and is rain safe in 90 minutes.

Dura Denz Sealers are formulated to give maximum coverage for years. Although formulated in conjunction with the Americana Collection pavers, Dura-Denz Sealers may also be applied to any type of concrete paver, clay paver, flat and stamped concrete, and masonry surfaces such as concrete walls, exposed aggregate and retaining walls. When sealing, it is always best to test in an inconspicuous location prior to full application.



Granite



Tan

Dura Denz Polymeric Sand is recommended for joints up to 3/4" (max). For best performance, install with a minimum depth of 1.5"

Available in two color options: Granite and Tan. Customers can expect our Granite to be richer and deeper in color than its counterparts in the market. This was done purposefully, to best compliment our rich gray tones within our pavers.

1 bag = approximately 100 square feet, depending on paver style.

Make sure you ask your contractor about this very important last step to a professional grade finish. By committing to an easy maintenance plan, you can keep stains from penetrating your hardscape surface and make a world of difference to the look and longevity of your paver project!



[oberfields.com](https://www.oberfields.com)

FOLLOW US



SALES & MANUFACTURING

Hardscape & Wet Cast
528 London Road
Delaware, Ohio 43015
614-252-0955

Hardscape
4033 Alum Creek Drive
Obetz, Ohio 43207
614-252-0955