


TECH-GUIDE



PAVERS | RETAINING WALLS | ACCESSORIES



POLYMERIC SAND

Our Dura Denz Polymeric Sand will minimize sand erosion from pavement joints, deters weed growth, insect infestation and reduces overall pavement maintenance. **Dura Denz polymeric sand is available in two colors: Tan & Granite.**

ALL-IN-ONE SEALER

How do you go about keeping your new paver project looking its absolute best? By sealing it with a Dura Denz All-In-One Penetrating Sealer, uniquely formulated in conjunction with the Americana Collection pavers to enhance, protect, and stabilize your paver project. **Dura Denz penetrating sealers are offered in both Water Based and Solvent Based formulas - Matte and Wet-Look finishes: 1-gallon & 5-gallon sizes.**

BEST PRACTICES

- We adhere to ICPI System Practices.**
- After excavation, install geosynthetic fabric
 - Install sub-base material (open graded 3/4" clean or 3/4" down to fines)
 - Install bedding layer (clean limestone chip or concrete sand)
 - Install Americana Collection paver
 - Sweep in Dura Denz Polymeric Sand
 - Clean patio in preparation of sealer
 - Seal patio with Dura Denz All-In-One Sealer

NEW DURA DENZ PRODUCTS AVAILABLE

Dura Denz is exclusive to Oberfields and represents a dramatic break-through in concrete casting technology. Our Americana Collection line of premium pavers are infused with Dura Denz. A specially formulated dense top layer that creates a smooth, extra-hard surface that resists chipping, scratching and fading. The result is products that are not only beautiful, but extremely durable.

Call your Oberfields representative today.
Because quality matters.



SEE AND FEEL THE DIFFERENCE DESIGN TO BE DIFFERENT

 **EXTREMELY DURABLE**
RESISTS DAILY WEAR AND TEAR

 **COLOR FADE RESISTANT**

 **EXCEEDS ASTM STANDARDS**
ENHANCED QUALITY AND STRENGTH

 **TINTED THROUGHOUT**
(INDUSTRY EXCLUSIVE)

 **DENSE TOP-LAYER**
(NO COARSE AGGREGATE)

 **AMERICAN OWNED AND MADE**

Contents

PAVERS

- Lexington®4
- Malibu®5
- Ozark®6
- Manhattan®7
- Newport®8
- Plymouth®9
- Jamestown®10
- Vintage Flat Top Washington®11
- Grand Flagstone12
- Dimensional Flagstone13
- Special Reserve Travertine & Marble14
- Natural Stone15
- Eco-Elite™ L-1016

WALLS

- Edington Wall Stone®17
- Belvedere Wall18
- Dimensional Wall.....19
- Kodah Wall.....20
- Outcropping Wall.....21
- Non-Weathered Versa-Lok®22
- Non-Weathered Versa-Lok® Mosaic®23
- Weathered Versa-Lok® Mosaic®24
- CornerStone® 10025
- MagnumStone®26

STAIR TREADS | WALL COPINGS

- Bullnose27
- Olentangy Bluff Tread™28
- Dimensional and Irregular Steps29
- Superior Steppers30
- Dimensional Coping31

KITS | PATTERNS | WARRANTY

- Edington® Fire Pit Kit32
- Belvedere® Fire Pit Kit33
- Dimensional Fire Pit Kit34
- Kodah Fire Pit Kit.....35
- Edington® Pub Table Kit.....36
- Paver Patterns37
- Warranty39

Lexington®



Malibu®



Lexington 10
4 1/8" x 5 1/2" x 2 3/8"



Lexington 14
5 1/2" x 5 1/2" x 2 3/8"



Lexington 21
5 1/2" x 8 1/4" x 2 3/8"



Malibu Small Rectangle
4 3/4" x 9 3/8" x 2 3/8"

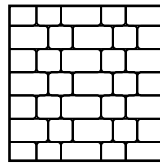


Malibu Square
9 3/8" x 9 3/8" x 2 3/8"

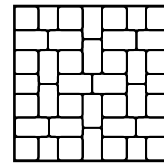


Malibu Large Rectangle
9 3/8" x 14 1/8" x 2 3/8"


INSTALLATION PATTERNS



Muster D
40% Lexington 14
60% Lexington 21



Muster K
28% Lexington 14
72% Lexington 21



Running Bond
10, 14, or 21

APPLICATIONS

Pedestrian traffic, residential driveways, patios, borders and swimming pool decks. Vehicular-Rated.

PACKAGING INFO


PRODUCT	WEIGHT PER SQ. FT.	UNITS PER SQ. FT.	SQ. FT. PER UNIT	UNITS PER LAYER	LAYERS PER CUBE	SQ. FT. PER LAYER	UNITS PER CUBE	WEIGHT PER CUBE	TOTAL SQ. FT. PER CUBE	COLORS STOCKED
Lexington® 10	29 lbs	6.34	0.16	72	9	11.36	648	2965 lbs	102	Charcoal
Lexington® 14	29 lbs	4.76	0.21	56	9	11.76	504	3069 lbs	106	Canyon Creek, Charcoal, Driftwood, Earth, Flagstone, Granite, Storm
Lexington® 21	29 lbs	3.17	0.32	42	8	13.25	336	3074 lbs	106	Canyon Creek, Charcoal, Driftwood, Earth, Flagstone, Granite, Storm

Due to variations in printing, color selections should always be chosen from actual product samples. Americana Collection pavers require a buffer between the plate compactor and the paver surface to prevent scuffing.



Canyon Creek Charcoal Driftwood Earth Flagstone Granite Storm

INSTALLATION PATTERNS



Pattern A

APPLICATIONS

Pedestrian traffic, patios, swimming pool decks, and sidewalks.

PACKAGING INFO

PRODUCT	WEIGHT PER SQ. FT.	UNITS PER SQ. FT.	SQ. FT. PER UNIT	UNITS PER LAYER	LAYERS PER CUBE	SQ. FT. PER LAYER	UNITS PER CUBE	WEIGHT PER CUBE	TOTAL SQ. FT. PER CUBE	COLORS STOCKED		
											Driftwood Blend	
Malibu® Small Rectangle	29 lbs	3.23	0.31	13	8	4.03	104	2851 lbs	98	Canyon Creek, Driftwood, Earth, Flagstone, Granite, Storm		
Malibu® Square	29 lbs	1.64	0.61	6	8	3.66	48			2851 lbs	98	Canyon Creek, Driftwood, Earth, Flagstone, Granite, Storm
Malibu® Large Rectangle	29 lbs	1.09	0.92	5	8	4.6	40			2851 lbs	98	Canyon Creek, Driftwood, Earth, Flagstone, Granite, Storm

Due to variations in printing, color selections should always be chosen from actual product samples. Americana Collection pavers require a buffer between the plate compactor and the paver surface to prevent scuffing.



Canyon Creek Driftwood Earth Flagstone Granite Storm

Ozark®





Manhattan®



Packaged Together

Packaged Together



Ozark Small Rectangle
7 1/8" x 14 1/8" x 2 3/8"

Ozark Square
14 1/8" x 14 1/8" x 2 3/8"

Ozark Large Rectangle
14 1/8" x 21 1/4" x 2 3/8"

Manhattan Small Rectangle
7 1/8" x 14 1/8" x 2 3/8"

Manhattan Square
14 1/8" x 14 1/8" x 2 3/8"

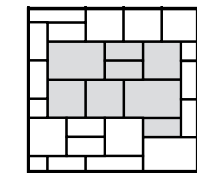
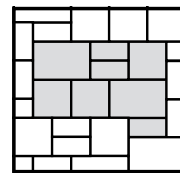
Manhattan Large Rectangle
14 1/8" x 21 1/4" x 2 3/8"

INSTALLATION PATTERNS

APPLICATIONS

INSTALLATION PATTERNS

APPLICATIONS



Pattern A

Pattern A

Pedestrian traffic, patios, swimming pool decks, and sidewalks.

Pedestrian traffic, patios, swimming pool decks, and sidewalks.

PACKAGING INFO

PACKAGING INFO

PRODUCT	WEIGHT PER SQ. FT.	UNITS PER SQ. FT.	SQ. FT. PER UNIT	UNITS PER LAYER	LAYERS PER CUBE	SQ. FT. PER LAYER	UNITS PER CUBE	WEIGHT PER CUBE	TOTAL SQ. FT. PER CUBE	COLORS STOCKED
Ozark® Small Rectangle	29 lbs	1.43	0.70	3	10	21	30	3024 lbs	104	Driftwood, Earth, Flagstone, Granite, Storm
Ozark® Square	29 lbs	0.72	1.39	3	10	4.17	30			
Ozark® Large Rectangle	29 lbs	0.48	2.08	2	10	4.16	20			
								Combined Weight	All Sizes Together.	

PRODUCT	WEIGHT PER SQ. FT.	UNITS PER SQ. FT.	SQ. FT. PER UNIT	UNITS PER LAYER	LAYERS PER CUBE	SQ. FT. PER LAYER	UNITS PER CUBE	WEIGHT PER CUBE	TOTAL SQ. FT. PER CUBE	COLORS STOCKED
Manhattan® Small Rectangle	29 lbs	1.43	0.7	3	10	21	30	3024 lbs	104	Driftwood, Earth, Flagstone, Granite, Storm
Manhattan® Square	29 lbs	0.72	1.39	3	10	4.17	30			
Manhattan® Large Rectangle	29 lbs	0.48	2.08	2	10	4.16	20			
								Combined Weight	All Sizes Together.	

Due to variations in printing, color selections should always be chosen from actual product samples. Americana Collection pavers require a buffer between the plate compactor and the paver surface to prevent scuffing.

Due to variations in printing, color selections should always be chosen from actual product samples. Americana Collection pavers require a buffer between the plate compactor and the paver surface to prevent scuffing.



Driftwood Earth Flagstone Granite Storm



Driftwood Earth Flagstone Granite Storm

Newport®



Plymouth®



Packaged Together



Newport Small Rectangle
11 3/4" x 17 3/4" x 2 3/8"

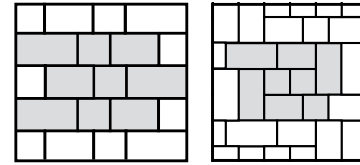
Newport Square
11 3/4" x 11 3/4" x 2 3/8"

Newport Large Rectangle
11 3/4" x 23 5/8" x 2 3/8"

APPLICATIONS

Pedestrian traffic, patios, swimming pool deck, and sidewalks.

INSTALLATION PATTERNS



Random Running Bond

Pattern B

PACKAGING INFO

PRODUCT	WEIGHT PER SQ. FT.	UNITS PER SQ. FT.	SQ. FT. PER UNIT	UNITS PER LAYER	LAYERS PER CUBE	SQ. FT. PER LAYER	UNITS PER CUBE	WEIGHT PER CUBE	TOTAL SQ. FT. PER CUBE	COLORS STOCKED
Newport® Small Rectangle	29 lbs	0.69	1.45	2	9	2.9	18	3020 lbs	104	Driftwood, Granite, Storm
Newport® Square	29 lbs	1.04	0.96	3	9	2.88	27			
Newport® Large Rectangle	29 lbs	0.52	1.93	3	9	5.79	27			
								Combined Weight	All Sizes Together:	

Due to variations in printing, color selections should always be chosen from actual product samples. Americana Collection pavers require a buffer between the plate compactor and the paver surface to prevent scuffing.



Driftwood Granite Storm



Plymouth
4" x 8" x 2 3/8"

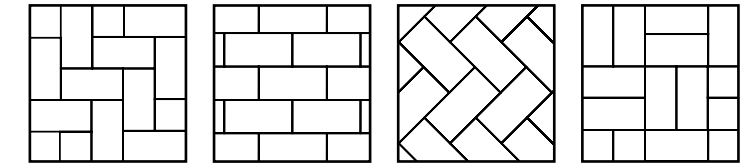
Plymouth
4" x 8" x 3 1/8"
(Special Order)

Plymouth False Joint
4" x 8" x 3 1/8"
(Special Order)

APPLICATIONS

Pedestrian traffic, residential driveways, patios, borders and swimming pool decks. Vehicular-Rated.

INSTALLATION PATTERNS



90° Herringbone

Running Bond

45° Herringbone

Basket-weave

PACKAGING INFO

PRODUCT	WEIGHT PER SQ. FT.	UNITS PER SQ. FT.	SQ. FT. PER UNIT	UNITS PER LAYER	LAYERS PER CUBE	SQ. FT. PER LAYER	UNITS PER CUBE	WEIGHT PER CUBE	TOTAL SQ. FT. PER CUBE	COLORS STOCKED
Plymouth®	29 lbs	4.7	0.21	54	9	11.48	486	2999 lbs	103	Canyon Creek, Charcoal, Cream, Dark Chocolate, Khaki

Due to variations in printing, color selections should always be chosen from actual product samples. Americana Collection pavers require a buffer between the plate compactor and the paver surface to prevent scuffing.



Canyon Creek Charcoal Cream Dark Chocolate Khaki

Jamestown®

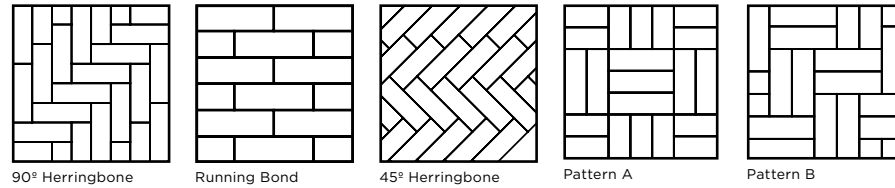


Vintage Flat Top Washington®



Jamestown
2 5/8" x 7 7/8" x 2 3/8"

INSTALLATION PATTERNS



APPLICATIONS

Perfect for sidewalks, outlying entertaining spaces, or creating decorative inlays.


PACKAGING INFO

PRODUCT	WEIGHT PER SQ. FT.	UNITS PER SQ. FT.	SQ. FT. PER UNIT	UNITS PER LAYER	LAYERS PER CUBE	SQ. FT. PER LAYER	UNITS PER CUBE	WEIGHT PER CUBE	TOTAL SQ. FT. PER CUBE	COLORS STOCKED
Jamestown®	29 lbs	7.14	0.14	78	5	10.92	390	1583 lbs	55	Cream, Charcoal Smooth

Due to variations in printing, color selections should always be chosen from actual product samples. Americana Collection pavers require a buffer between the plate compactor and the paver surface to prevent scuffing.



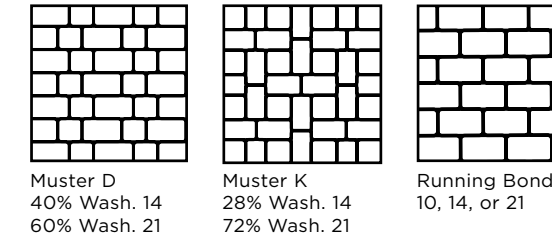
Burgundy While Supplies Last
Charcoal Smooth
Charcoal Textured While Supplies Last
Cream



Vintage Flat Top Washington® 14
5 1/2" x 5 1/2" x 2 3/8"

Vintage Flat Top Washington® 21
5 1/2" x 8 1/4" x 2 3/8"

INSTALLATION PATTERNS



APPLICATIONS

Pedestrian or light vehicular traffic, residential driveways, patios, borders and swimming pool decks.

PACKAGING INFO

PRODUCT	WEIGHT PER SQ. FT.	UNITS PER SQ. FT.	UNITS PER LAYER	UNITS PER CUBE	WEIGHT PER CUBE	SQ. FT. PER UNIT	TOTAL SQ. FT. PER CUBE	COLORS STOCKED
Vintage Flat Top Washington® 14	28 lbs	4.76	56	504	3069 lbs	0.21	106	WHILE SUPPLIES LAST
Vintage Flat Top Washington® 21	28 lbs	3.17	42	336	3074 lbs	0.32	106	WHILE SUPPLIES LAST

Due to variations in printing, color selections should always be chosen from actual product samples.



Vintage Canyon Creek
Vintage Charcoal
Vintage Granite

Grand Flagstone*



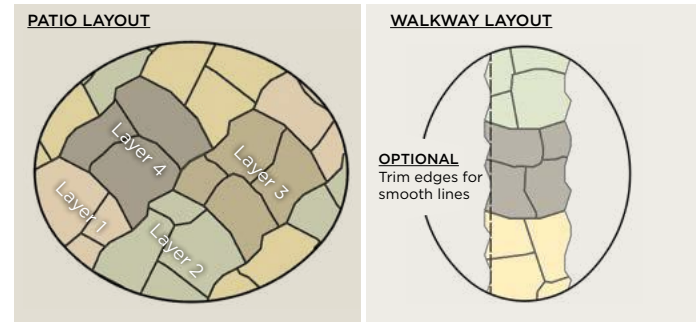
Grand Flagstone*

Dimensions - All Grand Flagstone is 1 3/4" thick
Note: Outside dimensions of each layer are identical to all other layers, allowing any layer to be used anywhere in the pattern.


APPLICATIONS

Pedestrian traffic, patios, borders, swimming pool decks, and sidewalks.

INSTALLATION PATTERNS



Each pallet contains 2 each of the following layers:



PACKAGING INFO

PRODUCT	WEIGHT PER SQ. FT.	UNITS PER SQ. FT.	LAYERS PER CUBE	UNITS PER CUBE	WEIGHT PER CUBE	SQ. FT. PER UNIT	SQ. FT. PER LAYER	TOTAL SQ. FT. PER CUBE	COLORS STOCKED
Grand Flagstone	20.5	N/A	8	32	2160	N/A	11	88	Special Order Only

Due to variations in printing, color selections should always be chosen from actual product samples.

* Not Available in Michigan.



Cuyahoga (Special Order Only)



Mohican (Special Order Only)




Scioto (Special Order Only)

Dimensional Flagstone*



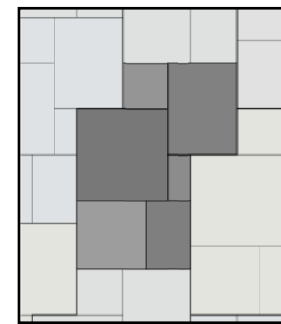
- a) Dimensional Flagstone* - 6" x 12" x 2"
- b) Dimensional Flagstone* - 12" x 12" x 2"
- c) Dimensional Flagstone* - 12" x 18" x 2"
- d) Dimensional Flagstone* - 18" x 18" x 2"
- e) Dimensional Flagstone* - 18" x 24" x 2"
- f) Dimensional Flagstone* - 24" x 24" x 2"



APPLICATIONS

Pedestrian traffic, patios, swimming pool decks, and sidewalks.

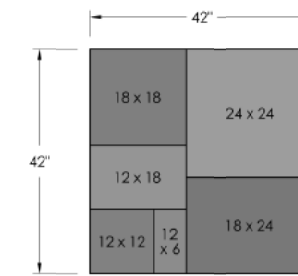
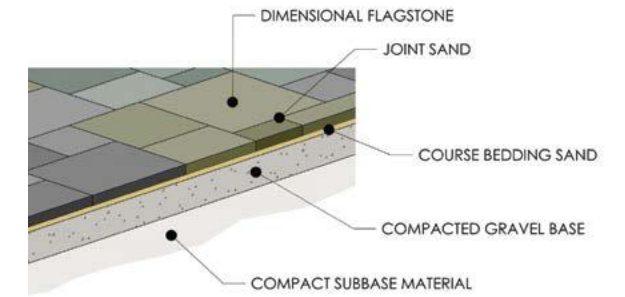
INSTALLATION PATTERNS



Patio Layout



Walkway Layout




One Layer = 1 Pattern

PACKAGING INFO


PRODUCT	WEIGHT PER SQ. FT.	UNITS PER SQ. FT.	LAYERS PER CUBE	UNITS PER CUBE	WEIGHT PER CUBE	SQ. FT. PER UNIT	SQ. FT. PER BAND	TOTAL SQ. FT. PER CUBE	COLORS STOCKED
Dimensional Flagstone	24.0	N/A	8	48	2350	N/A	12.25	98	Special Order Only

Due to variations in printing, color selections should always be chosen from actual product samples.


* Not Available in Michigan.



Cuyahoga (Special Order Only)



Mohican (Special Order Only)



Scioto (Special Order Only)

Special Reserve Travertine & Marble




Natural Stone



- a) **Small Rectangle** - 6" x 12" x 1 1/4"
- b) **Small Square*** - 8" x 8" x 1 1/4"
- c) **Small Rectangle*** - 8" x 16" x 1 1/4"
- d) **Large Square*** - 16" x 16" x 1 1/4"
- e) **Large Rectangle*** - 16" x 24" x 1 1/4"
- f) **Bullnose** - 12" x 24" x 1 1/4", 12" x 24" x 2"

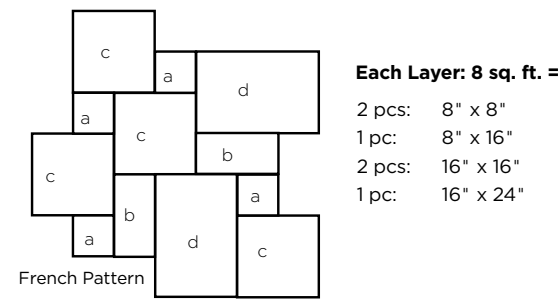
* French Pattern, Herringbone, Running Bond



APPLICATIONS

Pedestrian traffic, patios, swimming pool decks, and sidewalks.

INSTALLATION PATTERNS



6" x 12" units can be installed in a running bond, 45° herringbone or 90° herringbone pattern.

PACKAGING INFO

PRODUCT	STOCKED	DIMENSIONS	PCS. PER CRATE	SQ. FT. PER CRATE	WEIGHT PER CRATE	COLORS STOCKED
Special Reserve Marble & Travertine	X	French Pattern	132	176	2933	Ice Marble, Ivory Tusk, Noce Trail, Tahoe Marble, Sand Dune, Silver
Special Reserve Marble	X	6" x 12" x 1 1/4"	400	200	3333	Ice Marble, Tahoe Marble
Special Reserve Travertine	X	6" x 12" x 1 1/4"	400	200	3000	Ivory Tusk, Noce Trail, Sand Dune, Silver
Special Reserve Bullnose Coping	X	12" x 24" x 1 1/4"	66	132	990	Ice Marble, Ivory Tusk, Noce Trail, Tahoe Marble, Sand Dune, Silver
Special Reserve Bullnose Coping	X	12" x 24" x 2"	40	80	800	Ice Marble, Ivory Tusk, Noce Trail, Tahoe Marble, Sand Dune, Silver

CALL FOR AVAILABILITY

All Special Reserve Travertine & Marble pavers must be purchased in full cube quantities.

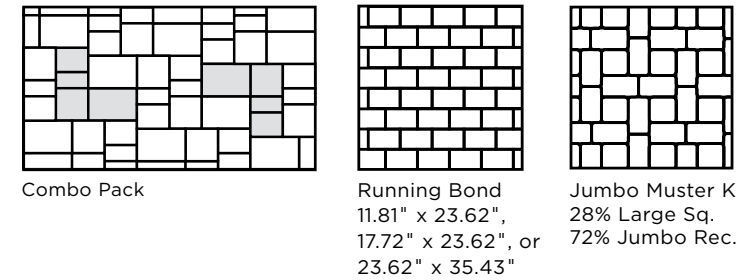
Due to variations in printing, color selections should always be chosen from actual product samples.



Ice Marble Ivory Tusk Noce Trail Tahoe Marble Sand Dune Silver



INSTALLATION PATTERN



APPLICATIONS

Pedestrian traffic, patios, swimming pool decks, and sidewalks.

STOCKED ITEMS

- Bullnose Coping** 12" x 48" x 2"
- Pier cap** 24" x 24" x 3"
- Wall Coping** 12" x 48" x 2" RF1 & RF4
- Steps** 48" x 16" x 6"


PACKAGING INFO

PRODUCT	WEIGHT PER SQ. FT.	UNITS PER SQ. FT.	UNITS PER BAND	UNITS PER CUBE	WEIGHT PER CUBE	SQ. FT. PER UNIT	SQ. FT. PER BAND	TOTAL SQ. FT. PER CUBE	COLORS STOCKED
Natural Stone 11.81" x 23.62"	13.2	N/A	N/A	80	2000	N/A	N/A	160	Bronte, Dove Grey, Fossil, Slate Grey
Natural Stone 17.72" x 23.62"	13.2	N/A	N/A	80	2800	N/A	N/A	240	Bronte, Dove Grey, Fossil, Slate Grey
Natural Stone 23.62" x 23.62"	13.2	N/A	N/A	40	2000	N/A	N/A	160	Bronte, Dove Grey, Fossil, Slate Grey
Natural Stone 23.62" x 35.43"	13.2	N/A	N/A	40	2800	N/A	N/A	240	Bronte, Dove Grey, Fossil, Slate Grey
Combo Pack (combination of 4 sizes above)	13.2	N/A	N/A	47	2218	N/A	N/A	168	Bronte, Dove Grey, Fossil, Slate Grey
Natural Stone Limestone 11.81" x 23.62"	16.5	N/A	N/A	74	2100	N/A	N/A	148	Kota Black

CALL FOR AVAILABILITY


All Special Reserve Travertine & Marble pavers must be purchased in full cube quantities.

Due to variations in printing, color selections should always be chosen from actual product samples.



Bronte Dove Grey Fossil Slate Grey

LIMESTONE COLORS



Kota Black

Eco-Elite™ L-10



Eco-Elite™ L-10
9 13/16" x 9 13/16" x 3 1/8"
250mm x 250mm x 80mm
(Special Order)

Snow removal equipment should have the proper spacing, bumper and rubber blade guards to protect the surface of the pavers.

PACKAGING INFO

PRODUCT	PIECES PER PALLET	LAYERS PER PALLET	WEIGHT PER PALLET	SQ. FT. PER PALLET	COLORS STOCKED
Eco-Elite™ L-10	196	7	3374	88	Special Order

 Due to variations in printing, color selections should always be chosen from actual product samples.



Granite

Edington Wall Stone®



Edington Wall Stone®
12" x 8" x 4"



Edington Wall Stone® Wedge
12" x 8" x 4"



Non-Tumbled Edington Wall Stone®
12" x 8" x 4"



Non-Tumbled Edington Wall Stone® Wedge
12" x 8" x 4"

APPLICATIONS

Garden walls, freestanding walls, columns and edging with a 3' height maximum.



EDINGTON® FIRE PIT KIT

Build a fire pit in no time with our Edington® Fire Pit Kit. This kit has an outside diameter of 48" and a height of 12". Kit includes a steel metal ring. Optional precast caps are available for a different look at an additional cost. Great for small fires, roasting marshmallows and hot dogs.

PACKAGING INFO

PRODUCT	WEIGHT PER SQ. FT.	UNITS PER SQ. FT.	UNITS PER BAND	UNITS PER CUBE	WEIGHT PER CUBE	SQ. FT. PER UNIT	SQ. FT. PER BAND	TOTAL SQ. FT. PER CUBE	COLORS STOCKED
Edington Wall Stone®	90	3.00	N/A	100	2900	0.333	N/A	32	Canyon Creek, Charcoal, Driftwood, Earth, Flagstone, Granite, Storm
Edington Wall Stone® Wedge	75	3.00	N/A	90	2160	0.333	N/A	30	Canyon Creek, Charcoal, Driftwood, Earth, Flagstone, Granite, Storm
Non-Tumbled Edington Wall Stone®	90	3.00	N/A	132	3960	0.333	N/A	32	Canyon Creek, Charcoal, Driftwood, Earth, Flagstone, Granite, Storm
Non-Tumbled Edington Wall Stone® Wedge	75	3.00	N/A	90	2250	0.333	N/A	30	Canyon Creek, Charcoal, Driftwood, Earth, Flagstone, Granite, Storm

 Due to variations in printing, color selections should always be chosen from actual product samples.

Tumbled



Canyon Creek Charcoal Driftwood Earth Flagstone Granite Storm

Non - Tumbled



Canyon Creek Charcoal Driftwood Earth Flagstone Granite Storm

Belvedere Wall*

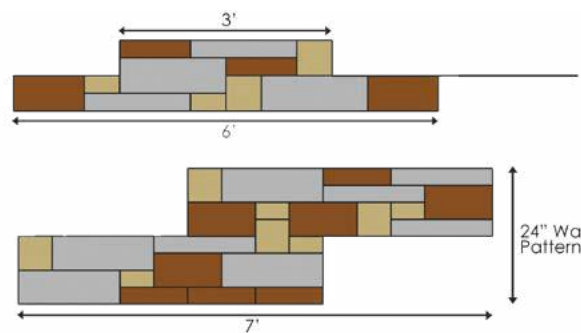


Wall blocks come in different sizes to create a double sided wall. Belvedere also available in corners and copings.

APPLICATIONS

Walls or freestanding columns proportionately scaled for residential applications.

INSTALLATION PATTERNS



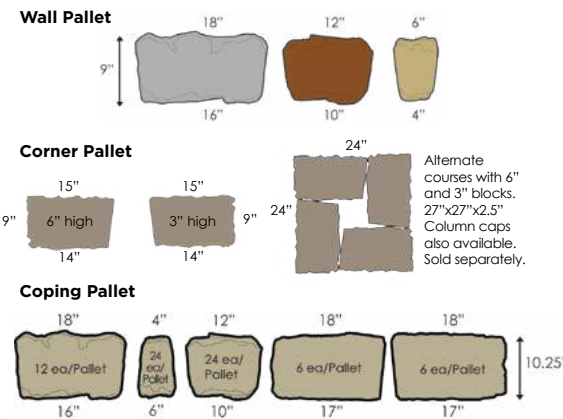
PACKAGING INFO

PRODUCT	WEIGHT PER SQ. FT.	UNITS PER SQ. FT.	UNITS PER BAND	UNITS PER CUBE	WEIGHT PER CUBE	SQ. FT. PER UNIT	SQ. FT. PER BAND	TOTAL SQ. FT. PER CUBE	COLORS STOCKED
Belvedere Walls	91.667	N/A	N/A	N/A	2475	N/A	N/A	27	Cuyahoga, Mohican, Scioto
Belvedere Corners	63.33	N/A	N/A	N/A	1520	N/A	N/A	24	Cuyahoga, Mohican, Scioto
Belvedere Coping	N/A	N/A	N/A	N/A	1550	N/A	N/A	66/LNFT	Cuyahoga, Mohican, Scioto

Due to variations in printing, color selections should always be chosen from actual product samples.



Cuyahoga Mohican Scioto



BLOCK DETAILS

STONE & BUNDLING	Unit Dimensions L"xW"xH"	Units/ Cube	Weight/ Stone lbs.	
Wall Pallet	Block 1	6"x 9"x 3"	12	103
	Block 2	12"x 9"x 3"	12	203
	Block 3	18"x 9"x 3"	12	363
	Block 4	6"x 9"x 6"	12	213
	Block 5	12"x 9"x 6"	12	423
	Block 6	18"x 9"x 6"	12	673
Corner Pallet	Block 7	15"x 9"x 3"	16	303
	Block 8	15"x 9"x 6"	16	583
Coping Pallet	Block 9	6"x 10.25"x 2.25"	24	103
	Block 10	12"x 10.25"x 2.25"	24	203
	Block 11	18"x 10.25"x 2.25"	12	303
	Block 12	18"x 10.25"x 2.25" (Left End)	6	303
	Block 13	18"x 10.25"x 2.25" (Right End)	6	303
Belvedere Column Cap	27"x 27"x 2.25"	10	1503	

Coping Pallet

- Pallet weight = 31,550 lbs (incl. pallet weight)
- Coverage = 66 linear feet per Pallet
- Section = 11 linear feet per 1 layer

Coping blocks are provided in five basic sizes. There are three standard coping blocks which are finished on the front, back, and top faces. The standard coping blocks are tapered approximately 1" on each side from the front to the back of the block. There are also two end units which are finished on front, back, top, and one of the sides. The other side is tapered approximately 1" from the front to the back of the block. The end units are useful for constructing corners and ends. There are multiple face/texture patterns for each basic block size, providing a more random look for your finished project.

Dimensional Coping is also an option for capping the Belvedere Wall. Average block weights of the different face/texture patterns are shown. Weights of individual blocks may vary.



Dimensional Wall*

APPLICATIONS

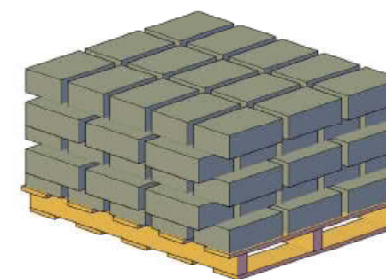
Garden walls, freestanding walls, columns and edging.



Dimensional Wall Straight Block*
12" x 8" x 4"

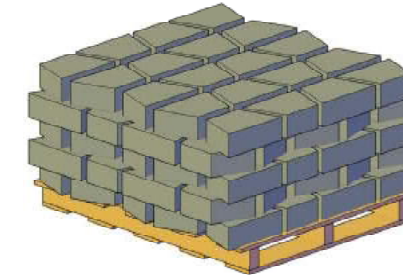


Dimensional Wall Wedge Block*
12" x 8" x 4"



Dimensional Straight Pallet

- 75 pieces / pallet
- 28# / piece
- 2100# / pallet



Dimensional Wedge Pallet

- 100 pieces / pallet
- 20# / piece
- 2000# / pallet

PACKAGING INFO

PRODUCT	WEIGHT PER SQ. FT.	UNITS PER SQ. FT.	UNITS PER BAND	UNITS PER CUBE	WEIGHT PER CUBE	SQ. FT. PER UNIT	SQ. FT. PER BAND	TOTAL SQ. FT. PER CUBE	COLORS STOCKED
Dimensional Wall	84	3.00	N/A	75	2100	.333	N/A	25	Cuyahoga, Mohican, Scioto
Dimensional Wedge	N/A	3.00	N/A	100	2000	.333	N/A	N/A	Cuyahoga, Mohican, Scioto

Due to variations in printing, color selections should always be chosen from actual product samples.



Cuyahoga Mohican Scioto

Kodah Wall*



Outcropping Wall*

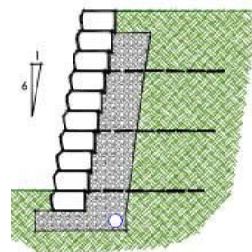


Packaged Together




INSTALLATION

Engineered Retaining Wall



Freestanding Wall



APPLICATIONS

Garden walls, gravity walls, freestanding walls, columns and edging.

BLOCK DETAILS

STONE & BUNDLING	Unit Dimensions L" x W" x H"	Units/ Cube	Weight/ Stone lbs.	
Freestanding Wall Pallet	Block 1	42" x 10.5" x 6"	6	2003
	Block 2	30" x 10.5" x 6"	3	1403
	Block 3	21" x 10.5" x 6"	6	1003
	Block 4	12" x 10.5" x 6"	3	503
Corner Pallet	Block 5	21" x 10.5" x 6"	16	1003

Kodah Freestanding Wall Blocks are provided in four basic sizes. The blocks are finished on both the front and back faces of the wall blocks and they are tapered on each side approximately 1 1/2" from the front to the back of the block. There are multiple texture patterns for each basic block size to provide a more random look for your finished project. Average block weights of the different texture patterns are shown. Weights of individual blocks may vary.

The Kodah Collection contains two corner blocks. These blocks are finished on three sides, and the fourth side is tapered to fit with the other retaining wall and freestanding wall blocks. The corner blocks can be used to construct columns, provide a finished end on a freestanding wall, and make 90° corners. There are multiple texture patterns for the faces of both corner blocks, thus providing a more random look for your finished project. Average block weights of the different texture patterns are shown. Weights of individual blocks may vary.

PACKAGING INFO

PRODUCT	WEIGHT PER SQ. FT.	UNITS PER SQ. FT.	UNITS PER BAND	UNITS PER CUBE	WEIGHT PER CUBE	SQ. FT. PER UNIT	SQ. FT. PER BAND	TOTAL SQ. FT. PER CUBE	COLORS STOCKED
Kodah Wall Pallet	N/A	N/A	N/A	18	2400	N/A	N/A	21	Cuyahoga, Mohican, Scioto
Kodah Corner Pallet	N/A	N/A	N/A	16	1600	1.3	N/A	21	Cuyahoga, Mohican, Scioto



Due to variations in printing, color selections should always be chosen from actual product samples.

* Not Available in Michigan.

a) Outcropping Wall Stone -

Recommended Ratio

- 2 A Pallets
- 2 B Pallets
- 1 C Pallet

b) Outcropping Wall Stone* Corner 6"

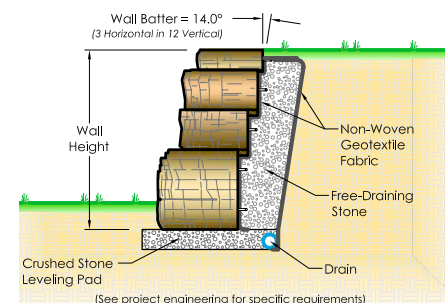
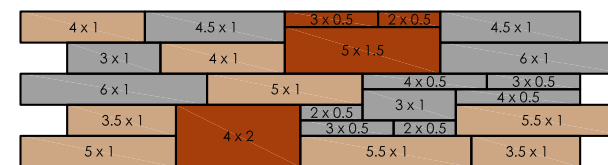
c) Outcropping Wall Stone* Corner 12"

APPLICATIONS

Residential or commercial engineered wall system.

PATTERNS

Pre-drawn patterns and custom layout software saves time in estimating and installation.



Sample Pallet

PACKAGING INFO

PRODUCT	WEIGHT PER SQ. FT.	UNITS PER SQ. FT.	UNITS PER BAND	UNITS PER CUBE	WEIGHT PER CUBE	SQ. FT. PER UNIT	SQ. FT. PER BAND	TOTAL SQ. FT. PER CUBE	COLORS STOCKED
Outcropping	222.22	N/A	N/A	N/A	4000	N/A	N/A	18	Cuyahoga, Mohican, Scioto



Cuyahoga


Mohican

Scioto


Due to variations in printing, color selections should always be chosen from actual product samples.

* Not Available in Michigan.


Pallet A: 18 s.f., 4,000 lbs



Pallet B: 18 s.f., 4,000 lbs

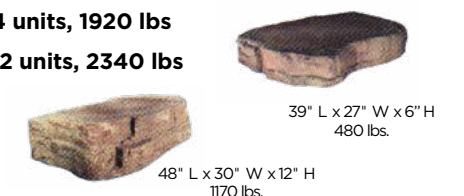


Pallet C: 18 s.f., 4,000 lbs



Corner Pallet 6": 4 units, 1920 lbs

Corner Pallet 12": 2 units, 2340 lbs



Non-Weathered Versa-Lok®



Non-Weathered Versa-Lok® Mosaic



Versa-Lok®
16" (face) x 14" (rear) x 12" D x 6" H



Smooth Top Versa-Lok®
16" (face) x 14" (rear) x 12" D x 6" H



Rectangular Cap
16" (face) x 11⁵/₈" D x 3⁵/₈" H



Solid Corner
7⁷/₈" (face) x 12" D x 6" H



Full Return Corner
16" (face) x 7⁷/₈" D x 6" H



Charcoal
Rectangular Cap Only



Dark Chocolate
Rectangular Cap Only
While Supplies Last

PACKAGING INFO

PRODUCT	WEIGHT PER SQ. FT.	UNITS PER SQ. FT.	UNITS PER BAND	UNITS PER CUBE	WEIGHT PER CUBE	SQ. FT. PER UNIT	SQ. FT. PER BAND	TOTAL SQ. FT. PER CUBE	COLORS STOCKED
Non-Weathered Versa-Lok® Standard	123	1.50	N/A	32	2624	0.667	N/A	21.33	Canyon Creek, Chestnut, Desert Sand, Earth, Flagstone, Granite, Storm
Non-Weathered Versa-Lok® Smooth Top Standard	123	1.50	N/A	32	2624	0.667	N/A	21.33	Canyon Creek, Chestnut, Desert Sand, Earth, Flagstone, Granite, Storm
Non-Weathered Rectangular Retaining Wall Cap	51	N/A	N/A	48	2448	N/A	N/A	N/A	Canyon Creek, Charcoal, Chestnut, Desert Sand, Earth, Flagstone, Granite, Storm
Non-Weathered Versa-Lok® Solid Corner	41	3.00	N/A	64	2624	N/A	N/A	N/A	Canyon Creek, Chestnut, Desert Sand, Earth, Flagstone, Granite, Storm
Non-Weathered Versa-Lok® Full Return Corner	48	N/A	N/A	48	2304	N/A	N/A	N/A	Canyon Creek, Chestnut, Desert Sand, Earth, Flagstone, Granite, Storm

Due to variations in printing, color selections should always be chosen from actual product samples.



Canyon Creek

Chestnut

Desert Sand

Earth

Flagstone

Granite

Storm

APPLICATIONS

Residential or commercial engineered retaining wall applications.



Versa-Lok® Non-Weathered Standard
16" (face) x 14" (rear) x 12" D x 6" H



Versa-Lok® Non-Weathered Cobble
8" (face) x 12" D x 6" H
While Supplies Last



Versa-Lok® Non-Weathered Accent
12" (face) x 12" D x 4" H
While Supplies Last



Rectangular Cap
16" (face) x 11⁵/₈" D x 3⁵/₈" H



Solid Corner
7⁷/₈" (face) x 12" D x 6" H



Full Return Corner
16" (face) x 7⁷/₈" D x 6" H

APPLICATIONS

Residential or commercial engineered retaining wall applications.

PACKAGING INFO

PRODUCT	WEIGHT PER SQ. FT.	UNITS PER SQ. FT.	UNITS PER BAND	UNITS PER CUBE	WEIGHT PER CUBE	SQ. FT. PER UNIT	SQ. FT. PER BAND	TOTAL SQ. FT. PER CUBE	COLORS STOCKED
Non-Weathered Versa-Lok® Standard	123	1.50	N/A	32	2624	0.667	N/A	21.33	Canyon Creek, Chestnut, Desert Sand, Earth, Flagstone, Granite, Storm
Non-Weathered Versa-Lok® Cobble	123	3.00	N/A	64	2560	0.333	N/A	21.33	While Supplies Last
Non-Weathered Versa-Lok® Accent	123	3.00	N/A	60	2460	0.333	N/A	20.00	While Supplies Last
Non-Weathered Rectangular Retaining Wall Cap	51	N/A	N/A	48	2448	N/A	N/A	N/A	Canyon Creek, Charcoal, Chestnut, Desert Sand, Earth, Flagstone, Granite, Storm
Non-Weathered Versa-Lok® Solid Corner	41	3.00	N/A	64	2624	N/A	N/A	N/A	Canyon Creek, Chestnut, Desert Sand, Earth, Flagstone, Granite, Storm
Non-Weathered Versa-Lok® Full Return Corner	48	N/A	N/A	48	2304	N/A	N/A	N/A	Canyon Creek, Chestnut, Desert Sand, Earth, Flagstone, Granite, Storm

Due to variations in printing, color selections should always be chosen from actual product samples.



Earth

Flagstone

Storm

Weathered Versa-Lok® Mosaic®



Versa-Lok® Weathered Standard
16" (face) x 14" (rear) x 12" D x 6" H



Weathered Cobble
8" (face) x 12" D x 6" H
While Supplies Last



Weathered Accent
12" (face) x 12" D x 4" H
While Supplies Last



Rectangular Cap
16" (face) x 11⁵/₈" D x 3⁵/₈" H



Solid Corner Unit
7⁷/₈" (face) x 12" D x 6" H



Full Return Corner
16" (face) x 7⁷/₈" D x 6" H

APPLICATIONS

Residential or commercial engineered retaining wall applications.

PACKAGING INFO

PRODUCT	WEIGHT PER SQ. FT.	UNITS PER SQ. FT.	UNITS PER BAND	UNITS PER CUBE	WEIGHT PER CUBE	SQ. FT. PER UNIT	SQ. FT. PER BAND	TOTAL SQ. FT. PER CUBE	COLORS STOCKED
Weathered Versa-Lok® Standard	123	1.50	N/A	32	2624	0.667	N/A	33	Special Order Only
Weathered Versa-Lok® Cobble	123	3.00	N/A	64	2560	0.333	N/A	33	While Supplies Last
Weathered Versa-Lok® Accent	123	3.00	N/A	60	2460	0.333	N/A	20	While Supplies Last
Weathered Rectangular Retaining Wall Cap	51	N/A	N/A	48	2448	N/A	N/A	N/A	Special Order Only
Weathered Versa-Lok® Solid Corner	41	3.00	N/A	64	2624	N/A	N/A	N/A	Special Order Only
Weathered Versa-Lok® Full Return Corner	48	N/A	N/A	48	2304	N/A	N/A	N/A	Special Order Only

 Due to variations in printing, color selections should always be chosen from actual product samples.



Earth



Flagstone



Storm

CornerStone® 100



CornerStone 100®
18" (face) x 12" D x 8" H



CornerStone® Reversible Corner
18" (face) x 8" D x 8" H



CornerStone® Rectangular Cap
18" (face) x 12" D x 4" H

APPLICATIONS

Residential or commercial engineered retaining wall applications
Pillars using CornerStone® Reversible Corner.

PACKAGING INFO

PRODUCT	WEIGHT PER UNIT	UNITS PER SQ. FT.	UNITS PER CUBE	WEIGHT PER CUBE	SQ. FT. PER UNIT	TOTAL SQ. FT. PER CUBE	COLORS STOCKED
CornerStone 100®	78	1.00	40	2496	1	32	Earth, Flagstone, Storm
CornerStone® Reversible Corner	65	N/A	40	2600	N/A	40	Earth, Flagstone, Storm
CornerStone® Rectangular Cap	67	N/A	48	3216	N/A	24	Earth, Flagstone, Storm

 Due to variations in printing, color selections should always be chosen from actual product samples.



Earth



Flagstone



Storm

 CUSTOM COLORS AVAILABLE

MagnumStone®



Bullnose



Standard Block
48" (face) x 39" (rear) x 24"D x 24"H



Base Block
48" (face) x 39" (rear) x 24"D x 24"H



Top Block
48" (face) x 39" (rear) x 24"D x 24"H



Standard Block Half
24" (face) x 39" (rear) x 24"D x 24"H



Standard Block Half High
48" (face) x 39" (rear) x 24"D 12" H



Base Block Half High
48" (face) x 39" (rear) x 24"D 12"H



Top Block Half High
48" (face) x 39" (rear) x 24"D 12"H



2 ft. Extender
30" (rear) x 24"D x 24"H




4 ft. Extender
30" (rear) x 48"D x 24"H



Corner/End
2" (top width) x 4" (bottom width) x 8" D x 24"H



Half High Corner End
3" (top width) x 4" (bottom width) x 9"D x 12"H



Cap
48"W x 24"D x 6"H



Single Bullnose
6" x 12" x 2 3/8"



Double Bullnose
6" x 12" x 2 3/8"

APPLICATIONS

Steps, wall caps and coping applications.

PACKAGING INFO

PRODUCT	WEIGHT PER SQ. FT.	UNITS PER SQ. FT.	UNITS PER LAYER	UNITS PER CUBE	WEIGHT PER CUBE	SQ. FT. PER UNIT	TOTAL SQ. FT. PER CUBE	COLORS STOCKED
Single Bullnose Paver	28.0	2.00	N/A	168	2352	N/A	84	Charcoal, Cream, Dark Chocolate, Khaki
Vintage Single Bullnose Paver	28.0	2.00	N/A	192	2668	N/A	96	Special Order
Double Bullnose Paver	30.0	2.00	N/A	144	2160	N/A	72	Charcoal, Cream, Dark Chocolate, Khaki
Vintage Double Bullnose Paver	30.0	2.00	N/A	192	2880	N/A	96	Special Order



Due to variations in printing, color selections should always be chosen from actual product samples.



Charcoal



Cream



Dark Chocolate



Khaki

PACKAGING INFO

PRODUCT	UNITS PER CUBE	WEIGHT PER UNIT	WEIGHT PER CUBE	COLORS STOCKED
Standard Block	2	1345	2690	Gray
Base Block	2	1325	2650	Gray
Top Block	2	1220	2440	Gray
Standard Block Half	2	1370	2740	Gray
Standard Block Half High	2	750	1500	Gray
Base Block Half High	2	725	1450	Gray
Top Block Half High	2	687	1374	Gray
2 ft. Extender	2	575	1150	Gray
4 ft. Extender	2	875	1750	Gray
Corner/End	2	340	680	Gray
Half High Corner End	4	170	680	Gray
Cap	6	560	3360	Gray



Gray

Olentangy Bluff Tread™



Dimensional & Irregular Steps*



Olentangy Bluff Tread™
36" L x 16" D x 6" H



Olentangy Bluff Tread™
48" L x 16" D x 6" H



Olentangy Bluff Tread™
60" L x 16" D x 6" H



Olentangy Bluff Tread™
72" L x 16" D x 6" H

APPLICATIONS

Residential or commercial step applications.

PACKAGING INFO

PRODUCT	WEIGHT PER SQ. FT.	UNITS PER SQ. FT.	UNITS PER BAND	UNITS PER CUBE	WEIGHT PER CUBE	SQ. FT. PER UNIT	SQ. FT. PER BAND	TOTAL SQ. FT. PER CUBE	COLORS STOCKED
Olentangy Bluff Tread 36"	N/A	N/A	N/A	8	2240	N/A	N/A	N/A	Cuyahoga, Mohican, Scioto
Olentangy Bluff Tread 48"	N/A	N/A	N/A	8	2984	N/A	N/A	N/A	Cuyahoga, Mohican, Scioto
Olentangy Bluff Tread 60"	N/A	N/A	N/A	6	2802	N/A	N/A	N/A	Cuyahoga, Mohican, Scioto
Olentangy Bluff Tread 72"	N/A	N/A	N/A	4	2240	N/A	N/A	N/A	Cuyahoga, Mohican, Scioto

Due to variations in printing, color selections should always be chosen from actual product samples.



Cuyahoga



Mohican



Scioto

A Irregular Steps*

All irregular steps have 7" rise
 42" L x 17" D x 7" H (349 lbs.)
 42" L x 26" D x 7" H (476 lbs.)
 54" L x 22" D x 7" H (458 lbs.)
 48" L x 24" D x 7" H (512 lbs.)
 48" L x 28" D x 7" H (567 lbs.)
 60" L x 24" D x 7" H (600 lbs.)

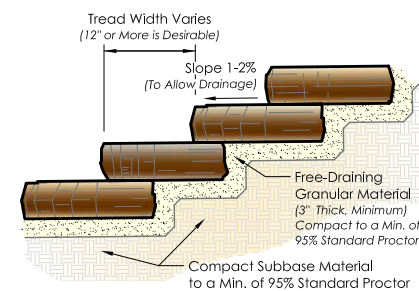
Packaged Together

B Dimensional Steps*

All dimensional steps have 7" rise
 36" L x 18" D x 7" H (375 lbs.)
 48" L x 18" D x 7" H (455 lbs.)
 72" L x 30" D x 7" H (1320 lbs.)

APPLICATIONS

Residential or commercial step applications.



A

B

- 36" x 18" x 7"
- 375 lbs/ea
- 6 ea/pallet

- 48" x 18" x 7"
- 455 lbs/ea
- 6 ea/pallet

- 72" x 30" x 7"
- 1320 lbs/ea
- 3 ea/pallet

PACKAGING INFO

PRODUCT	WEIGHT PER SQ. FT.	UNITS PER SQ. FT.	UNITS PER BAND	UNITS PER CUBE	WEIGHT PER CUBE	SQ. FT. PER UNIT	SQ. FT. PER BAND	TOTAL SQ. FT. PER CUBE	COLORS STOCKED
Irregular Steps*	N/A	N/A	N/A	6	2962	N/A	N/A	N/A	Cuyahoga, Mohican, Scioto
Dimensional Steps 3'	N/A	N/A	N/A	6	2250	N/A	N/A	N/A	Cuyahoga, Mohican, Scioto
Dimensional Steps 4'	N/A	N/A	N/A	6	2730	N/A	N/A	N/A	Cuyahoga, Mohican, Scioto
Dimensional Steps 6'	N/A	N/A	N/A	3	3960	N/A	N/A	N/A	Cuyahoga, Mohican, Scioto

Due to variations in printing, color selections should always be chosen from actual product samples.

* Not Available in Michigan.



Cuyahoga



Mohican



Scioto

Superior Steppers*



Superior Stepper - 21" x 27" x 2"
Eight different shapes on a cube.

PACKAGING INFO

PRODUCT	WEIGHT PER SQ. FT.	UNITS PER SQ. FT.	UNITS PER BAND	UNITS PER CUBE	WEIGHT PER CUBE	SQ. FT. PER UNIT	SQ. FT. PER BAND	TOTAL SQ. FT. PER CUBE	COLORS STOCKED
Superior Steppers	N/A	N/A	N/A	24	1950	N/A	N/A	N/A	Cuyahoga, Mohican, Scioto



Due to variations in printing, color selections should always be chosen from actual product samples.



* Not Available in Michigan.



Cuyahoga



Mohican



Scioto

Dimensional Coping*



Standard Coping*
18" x 12.5" x 2.5"



Finished End Coping*
19" x 12.5" x 2.5"



Long Coping*
24" x 12.5" x 2.5"

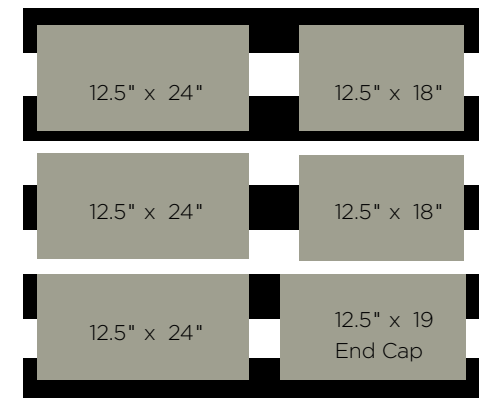
Packaged Together

APPLICATIONS

Wall applications, stair treads

BLOCK DETAILS

STONE & BUNDLING	Unit Dimensions L" x W" x H"	Units Bundle	Weight/Stone lbs.
Standard	18" x 12.5" x 2.5"	12	463
Finished End	19" x 12.5" x 2.5"	6	483
Long	24" x 12.5" x 2.5"	18	613



Dimensional Coping Pallet Overview

- 6 layers per pallet
- 63 LF/pallet
- Section = 10.5 LF per 1 layer.

PACKAGING INFO

PRODUCT	WEIGHT PER SQ. FT.	UNITS PER SQ. FT.	UNITS PER BAND	UNITS PER CUBE	WEIGHT PER CUBE	SQ. FT. PER UNIT	SQ. FT. PER BAND	TOTAL SQ. FT. PER CUBE	COLORS STOCKED
Dimensional Coping	N/A	N/A	N/A	N/A	1950	N/A	N/A	63/LNFT	Cuyahoga, Mohican, Scioto



Due to variations in printing, color selections should always be chosen from actual product samples.



* Not Available in Michigan.



Cuyahoga



Mohican



Scioto

Edington® Fire Pit Kit



OVERALL DIMENSIONS

12" H x 48" Diameter
Weight - 1083 lbs (2 pallets)

KIT COMPONENTS

- 39 Edington Wall Stone Wedge Units
- 3 - 10 oz. Tubes of Paver Bond
- Steel Ring
- Optional Grill Grate
- Optional Precast Rockface Caps



Build a fire pit in no time with our Edington Fire Pit Kit. Place base units on 4-6" of prepared compacted base and adhere units as you construct. Great for small fires, roasting marshmallows and hot dogs.

Tumbled



Canyon Creek Charcoal Driftwood Earth Flagstone Granite Storm

Non - Tumbled



Canyon Creek Charcoal Driftwood Earth Flagstone Granite Storm

PRECAST ROCKFACE CAP COLORS



Cuyahoga Mohican Scioto

Belvedere® Fire Pit Kit*



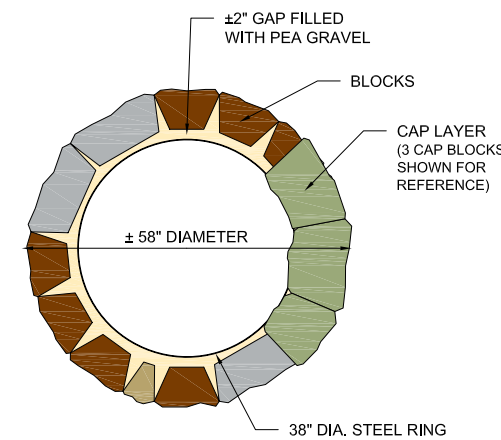
OVERALL DIMENSIONS

14" H x 58" Diameter
Weight - 1348 lbs (1 pallet)

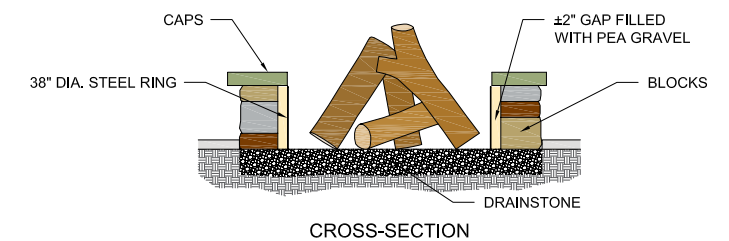
KIT COMPONENTS

- 52 Belvedere Units
- 3-10 oz. Tubes of Adhesive
- Steel Ring
- Optional Grill Grate

The Belvedere Fire Pit creates a rustic sophistication all its own. The Belvedere Fire Pit has a diameter of approximately five feet and a height of fourteen inches, the proportions of the fire pit creates a perfect focal point for any occasion—from intimate gatherings to larger events. The Belvedere Fire Pit blends seamlessly with the entire collection of attractive Rosetta® paver and wall lines. Kit includes steel metal ring.

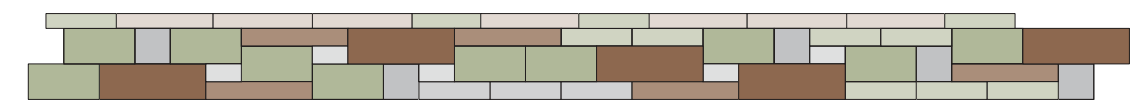


TOP VIEW



CROSS-SECTION

SAMPLE BLOCK LAYOUT PATTERN (OPTIONAL)



BLOCK KEY



Cuyahoga Mohican Scioto

Dimensional Fire Pit Kit*


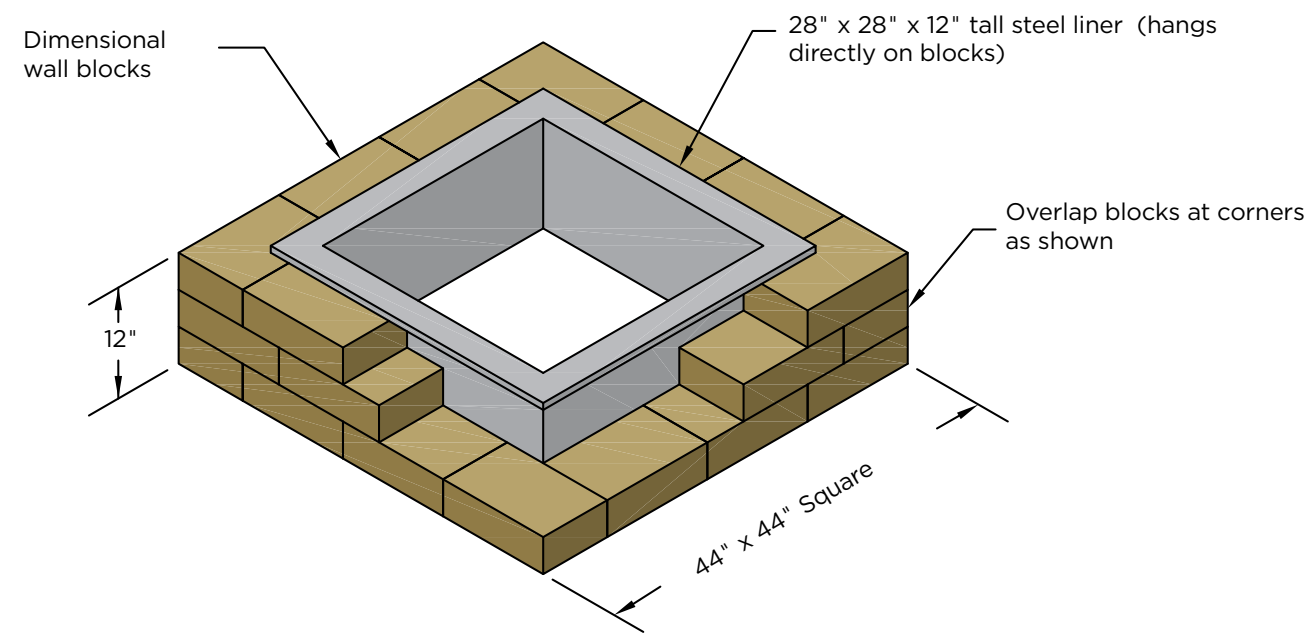


OVERALL DIMENSIONS

12" H x 44"W x 44"D
Weight - 1136 lbs. (1 pallet)

KIT COMPONENTS

- 36 Dimensional Units
- 3-10 oz. Tubes of Adhesive
- Steel Liner
- Square Fire Pit Pallet: 1,130 lbs



Cuyahoga Mohican Scioto

Due to variations in printing, color selections should always be chosen from actual product samples.

* Not Available in Michigan.

Kodah Fire Pit Kit*



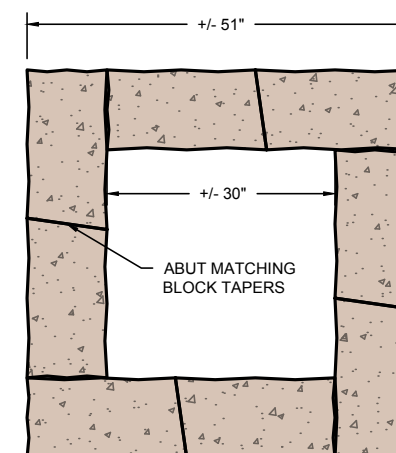
OVERALL DIMENSIONS

12" H x 44"W x 48"D
Weight - 1682 lbs. (1 pallet)

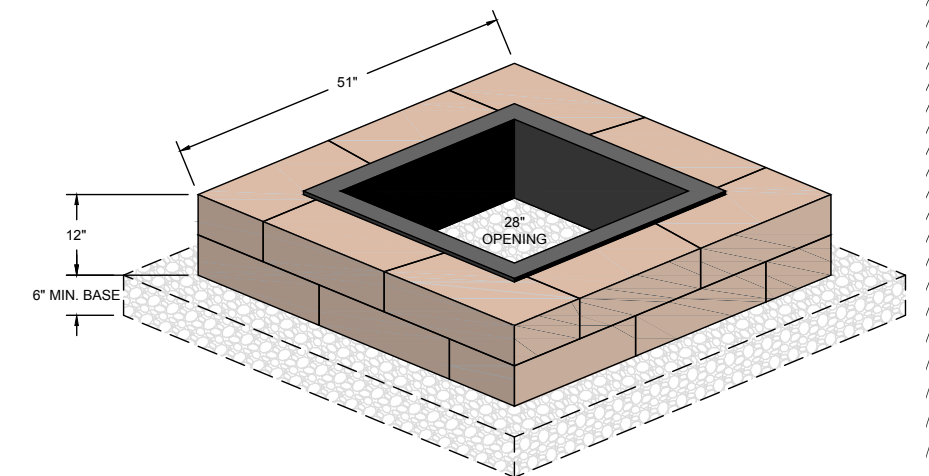
KIT COMPONENTS

- 16 Kodah Corner Units
- 3-10 oz. Tubes of Adhesive
- Steel Liner

TYPICAL COURSE PLAN VIEW



TYPICAL CONSTRUCTION ISOMETRIC VIEW



Cuyahoga Mohican Scioto

Due to variations in printing, color selections should always be chosen from actual product samples.

* Not Available in Michigan.

Due to variations in printing, color selections should always be chosen from actual product samples.

* Not Available in Michigan.

Edington® Pub Table Kit



OVERALL DIMENSIONS

42" H x 48"W x 48"D
Weight - 1752 lbs (2 pallet)

Add additional entertaining space with our Pub Table Kit. The large table top allows plenty of room to enjoy drinks or a snack. The bottom foot rest is great for propping up your feet.

KIT COMPONENTS

- 36 Edington Wall Stone pieces
- 1-42" Table Top with 2" hole
- 1-28" Foot Rest with 2" hole
 - Both pieces 3" thick
 - The 2" hole fits standard umbrella (not incl.)
- 2-10 oz. Tubes of Adhesive
- Optional 42" Round Table Top with 2" hole (non stock)



Available in Tumbled
& Non-Tumbled



Canyon Creek Charcoal Driftwood Earth Flagstone



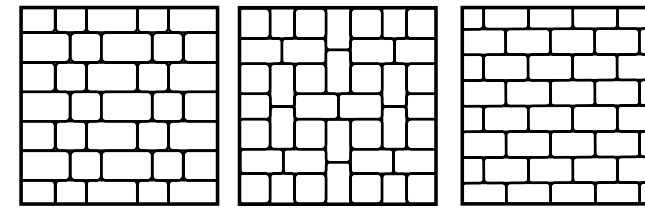
Granite Storm

PRECAST ROCKFACE CAP COLORS



Cuyahoga Mohican Scioto

LEXINGTON

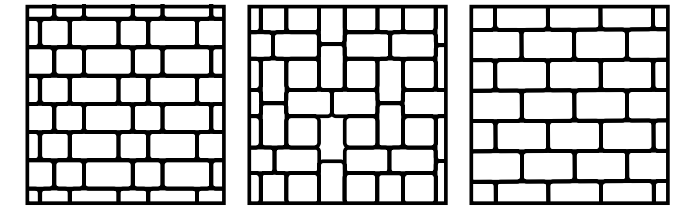


Muster D
40% Lexington 14
60% Lexington 21

Muster K
28% Lexington 14
72% Lexington 21

Running Bond
10, 14, or 21

VINTAGE FLAT TOP WASHINGTON® PAVERS

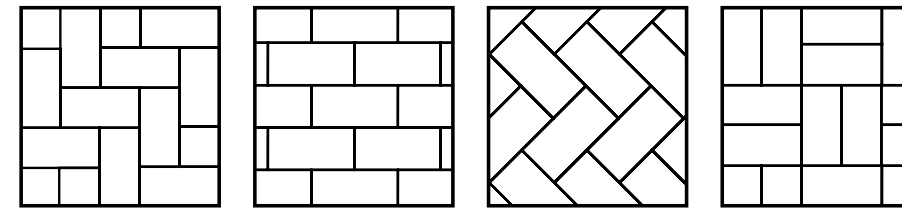


Muster D
40% Wash. 14
60% Wash. 21

Muster K
28% Wash. 14
72% Wash. 21


Running Bond
10, 14, or 21

PLYMOUTH



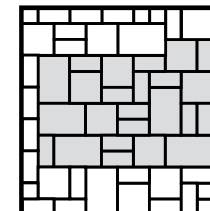
90° Herringbone Running Bond 45° Herringbone Basket-weave

JAMESTOWN



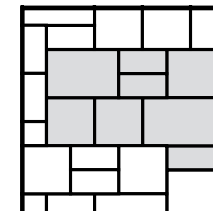
90° Herringbone Running Bond 45° Herringbone Pattern A Pattern B

MALIBU



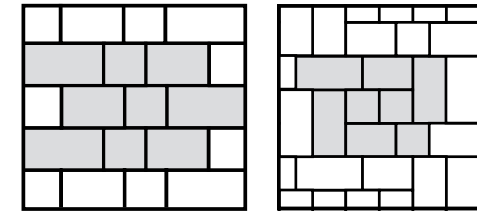
Pattern A

OZARK & MANHATTAN



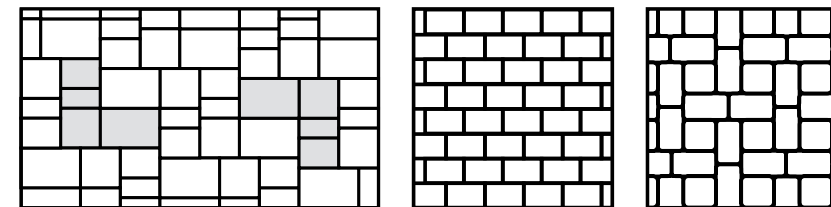
Pattern A

NEWPORT



Random Running Bond Pattern B

NATURAL STONE PAVERS

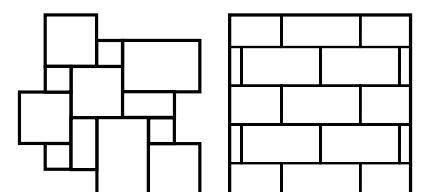


Combo Pack


Running Bond
11.81" x 23.62",
17.72" x 23.62", or
23.62" x 35.43"

Jumbo Muster K
28% Large Sq.
72% Jumbo Rec.

TRAVERTINE PAVERS



French Pattern Running Bond



45° Herringbone

* All random lays are not a pattern. Random lays can consist of any grouping of the pavers. See Oberfields.com for larger format printouts.



Color

The natural materials that we use in our paving stones and retaining wall products deliver a range of colors that closely match color samples in catalogs, spec books, color swatch books and online photos. However, Oberfields cannot guarantee exact color matching. Our pavers and walls can vary slightly in color depending on environmental conditions. Therefore, colors shown are approximate representations of standard colors and shouldn't be expected to be an exact match. Final color selections should be made at your local dealer from stock product or displays. Oberfields always recommends immediately verifying the product and color upon receipt. If there are any discrepancies, contact your local dealer before continuing your project. Installation of the product constitutes its acceptance. Proper installation enhances the overall color of pavement. Units should be randomly picked from at least two pallets when installing. This creates an attractive and subtle blending of color.

Efflorescence

Our warranty does not apply to efflorescence. Efflorescence is a whitish, powder like deposit that can appear on the surface of concrete pavers. When cement hydrates, calcium hydroxide is formed. A reaction occurs between the calcium hydroxide and carbon dioxide (from the air) to form water-insoluble calcium carbonate, which is then called efflorescence. Efflorescence does not have an effect on the structural performance or durability of the concrete pavers. Oberfields includes admixtures in their concrete pavers to help minimize efflorescence, but efflorescence is a natural occurrence in all concrete products. Oberfields does not warrant concrete pavers and/or walls that it manufactures against the appearance of efflorescence. Efflorescence may appear immediately or within months following installation. It may remain for months or some of it may wear away. Deposits may be removed from the concrete paver surface by using proprietary efflorescence removers. Before purchasing or applying any chemicals to remove deposits, please consult your local dealer for efflorescence removal chemicals.

Polymeric Haze

Polymeric haze from the use of polymeric joint sand may appear on your concrete products if the sand was not removed from the surface of the paver properly. This does not affect the integrity of the product or your installation. The hazing will weather away naturally with time and rain. It can be removed with a specialized cleaner; you are advised to contact your contractor or the polymeric sand company used for advice on recommendations. Oberfields accepts no responsibility or liability for this occurrence.

Construction Residue

A by-product of cutting with a saw is residue-filled water or concrete dust. Residue-filled water or re-hydrated dust can cling to the surface and leave a concrete stain. It is recommended to wash and remove the water or concrete dust from the surface of the pavers before it dries. Construction residue can also happen through soil disturbance or environmental elements. These contaminants should be removed immediately but do not affect the integrity of the product or your installation. Oberfields accepts no responsibility or liability for these occurrences.

Compactor and Snow Removal

Oberfields pavers with textured surfaces have high and low points on the surface that give it more of an aesthetic appeal. However, pavers with textured surfaces are susceptible to surface scuffing when they are compacted into place. Therefore, these types of pavers should always be compacted with plate compactors that incorporate a protective mat or other medium between the plate compactor and the surface of the Oberfields pavers. This system will help ensure that paver surface scuffing is kept to a minimum. These protective mediums include: rubber matting, thin carpet or cardboard. Manufacturers of plate compactors are able to recommend other products that can also be used for this purpose. For further information on interlocking concrete paver details, technical information, and recommended construction practices, visit ICPI at icpi.org.

Hardscape Lifetime Limited Warranty

Oberfields backs our manufactured paver and wall products with a lifetime limited warranty, guaranteeing our products against manufacturing defects. This warranty is for residential construction only, and is applicable where products have been correctly installed to meet industry specifications. Color variance and the appearance of efflorescence do not constitute a warranty claim. Any defective products will be replaced; however, replacement labor and transportation costs are not included in this warranty. All warranty claims must be made prior to the removal or disposal of the defective product. We will honor this warranty with a proof of purchase (invoice or delivery ticket.) The foregoing warranty is exclusive and in lieu of all other express or implied warranties of any kind. Furthermore, Oberfields disclaims all implied warranties of merchantability as well as all implied warranties of fitness for a particular purpose. Oberfields shall not be liable for any consequential damages or incidental damages arising from any warranty claim made against it.

NOTE: This warranty does not apply to any breakage, chipping, or other deterioration that was caused by improper design or installation which does not comply with applicable codes, the ICPI, NCMA, and recognized work procedures. Please visit icpi.org or ncma.org for more information on installation specifications. This warranty does not apply to any damage resulting from a natural disaster or from a deliberate and/or negligent act on the part of the purchaser, owner of the building, installer or any third party.

SALES | CORPORATE OFFICE

Hardscape & Precast
528 London Road
Delaware, Ohio 43015
614-252-0955
740-369-7644
800-845-7644
Fax 740-363-7644

SALES & MANUFACTURING

Hardscape
4033 Alum Creek Drive
Obetz, Ohio 43207
614-252-0955



oberfields.com