



# WHAT OUTDOOR LIVING SHOULD BE<sup>®</sup>

TECH-GUIDE



## NEW DURA DENZ PRODUCTS AVAILABLE



### POLYMERIC SAND

Our Dura Denz Polymeric Sand will minimize sand erosion from pavement joints, deters weed growth, insect infestation and reduces overall pavement maintenance. **Dura Denz polymeric sand is available in two colors: Tan & Granite.**

### ALL-IN-ONE SEALER

How do you go about keeping your new paver project looking its absolute best? By sealing it with a Dura Denz All-In-One Penetrating Sealer, uniquely formulated in conjunction with the Americana Collection pavers to enhance, protect, and stabilize your paver project. **Dura Denz penetrating sealers are offered in both Water Based and Solvent Based formulas - Matte and Wet-Look finishes: 1-gallon & 5-gallon sizes.**

### BEST PRACTICES

We adhere to ICPI System Practices

- After excavation, install geosynthetic fabric
- Install sub-base material (open graded 3/4" clean or 3/4" down to fines)
- Install bedding layer (clean limestone chip or concrete sand)
- Install Americana Collection paver
- Sweep in Dura Denz Polymeric Sand
- Clean patio in preparation of sealer
- Seal patio with Dura Denz All-In-One Sealer

## SEE AND FEEL THE DIFFERENCE

## DESIGN TO BE DIFFERENT

Dura Denz represents a dramatic break-through in concrete casting technology. Our new world-class manufacturing process results in exceptional products that are infused with Dura Denz Technology. A specially formulated dense top layer creates a smooth, extra-hard surface that resists chipping, scratching and fading. The result is products that are not only beautiful, but extremely durable. Exceed your clients expectations when you feature products manufactured with Dura Denz Technology. Quite frankly, it's unlike anything you'll find on the market.

Call your Oberfields representative today. **Because quality matters.**



**EXTREMELY DURABLE**  
RESISTS DAILY WEAR AND TEAR



**COLOR FADE RESISTANT**



**EXCEEDS ASTM STANDARDS**  
ENHANCED QUALITY AND STRENGTH



**TINTED THROUGHOUT**  
(INDUSTRY EXCLUSIVE)



**DENSE TOP-LAYER**  
(NO COARSE AGGREGATE)



**AMERICAN OWNED AND MADE**



# CONTENTS

## PAVERS

Vintage Flat Top Washington	4
-----------------------------	---



<b>Lexington</b>	5
<b>Lexington Circle</b>	6
<b>Plymouth</b>	7
<b>Malibu</b>	8
<b>Ozark</b>	9
<b>Manhattan</b>	10
<b>Newport</b>	11
<b>Jamestown</b>	12

Bullnose	13
Grand Flagstone	14
Dimensional Flagstone	15
Natural Stone	16
Travertine	17
Superior Steppers	18

## ECO PAVERS

Aqua-Bric Type 4 "L"	19
----------------------	----

## RETAINING WALLS

Edington Wall Stone	20
Belvedere	21
Dimensional	22
Dimensional Coping	23
Kodah	24
Outcropping	25
Non-Weathered Versa-Lok	26
Non-Weathered Versa-Lok Mosaic	27
Weathered Versa-Lok Mosaic	28
CornerStone®	29
MagnumStone®	30

## STEPS

Olentangy Bluff Tread™	31
Dimensional & Irregular Steps	32

## KITS

Edington Fire Pit Kit	33
Belvedere Fire Pit Kit	34
Dimensional Wall Fire Pit Kit	35
Kodah Wall Fire Pit Kit	36
Edington Pub Table Kit	37
FireRock Fireplaces	38

## PATTERNS

Paver Patterns	39
----------------	----

## WARRANTY

Warranty Statement	40
--------------------	----



# VINTAGE FLAT TOP WASHINGTON®




PAVERS

## PRODUCT SPECS


- a) **Vintage Flat Top Washington® 14** - 5 1/2" x 5 1/2" x 2 3/8"
- b) **Vintage Flat Top Washington® 21** - 5 1/2" x 8 1/4" x 2 3/8"

## APPLICATIONS


Pedestrian or light vehicular traffic, residential driveways, patios, borders and swimming pool decks.




## INSTALLATION PATTERNS



Muster D  
40% Wash. 14  
60% Wash. 21



Muster K  
28% Wash. 14  
72% Wash. 21



Running Bond  
10, 14, or 21

## PACKAGING INFO

PRODUCT	WEIGHT PER SQ. FT.	UNITS PER SQ. FT.	UNITS PER LAYER	UNITS PER CUBE	WEIGHT PER CUBE	SQ. FT. PER UNIT	TOTAL SQ. FT. PER CUBE	COLORS STOCKED
Vintage Flat Top Washington® 14	29 lbs	4.76	56	504	3069 lbs	0.21	105.84	Canyon Creek, Charcoal, Earth, Flagstone, Granite
Vintage Flat Top Washington® 21	29 lbs	3.17	42	336	3074 lbs	0.32	106	Canyon Creek, Charcoal, Desert Sand, Earth, Flagstone, Granite
Flat Top Washington® 21	29 lbs	3.17	42	336	3074 lbs	0.32	106	Charcoal

**Note:** Due to variations in printing, color selections should always be chosen from actual product samples. Textured paver and patio stone surfaces require a buffer between the plate compactor and the paver surface to prevent scuffing.

## COLORS



Vintage Canyon Creek Blend



Vintage Charcoal Blend



Vintage Desert Sand (21's only)



Vintage Earth Blend



Vintage Flagstone Blend



Vintage Granite Blend



Non-Tumbled Charcoal (21's only)

OBERRFIELDS



# LEXINGTON®

## PRODUCT SPECS

- a) **Lexington 10:** 4 1/8" × 5 1/2" × 2 3/8"
- b) **Lexington 14:** 5 1/2" × 5 1/2" × 2 3/8"
- c) **Lexington 21:** 5 1/2" × 8 1/4" × 2 3/8"



a



b

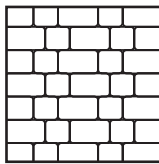


c

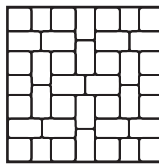
## APPLICATIONS

Pedestrian traffic, residential driveways, patios, borders and swimming pool decks. Vehicular-Rated.


## INSTALLATION PATTERNS



Muster D  
40% Lexington 14  
60% Lexington 21



Muster K  
28% Lexington 14  
72% Lexington 21



Running Bond  
10, 14, or 21



PAVERS

AMERICANA COLLECTION


## PACKAGING INFO

PRODUCT	WEIGHT PER SQ. FT.	UNITS PER SQ. FT.	SQ. FT. PER UNIT	UNITS PER LAYER	LAYERS PER CUBE	SQ. FT. PER LAYER	UNITS PER CUBE	WEIGHT PER CUBE	TOTAL SQ. FT. PER CUBE	COLORS STOCKED
Lexington® 10	29 lbs	6.34	0.16	72	9	11.36	648	2965 lbs	102.24	Canyon Creek, Charcoal, Desert Sand, Earth, Flagstone, Granite, Storm
Lexington® 14	29 lbs	4.76	0.21	56	9	11.76	504	3069 lbs	105.84	Canyon Creek, Charcoal, Earth, Flagstone, Granite, Storm
Lexington® 21	29 lbs	3.17	0.32	42	8	13.25	336	3074 lbs	106	Canyon Creek, Charcoal, Desert Sand, Earth, Flagstone, Granite, Storm

**Note:** Due to variations in printing, color selections should always be chosen from actual product samples.

**Americana Collection pavers require a buffer between the plate compactor and the paver surface to prevent scuffing.**

## COLORS



Canyon Creek




Charcoal



Desert Sand



Earth



Flagstone



Granite




Storm

OBBERFIELDS



# LEXINGTON CIRCLE®




## PRODUCT SPECS

a) **Lexington Circle** – Circle center, small wedges, large wedges, Lexington 10's

b) **Lexington 10** – 4 1/8" x 5 1/2" x 2 3/8"

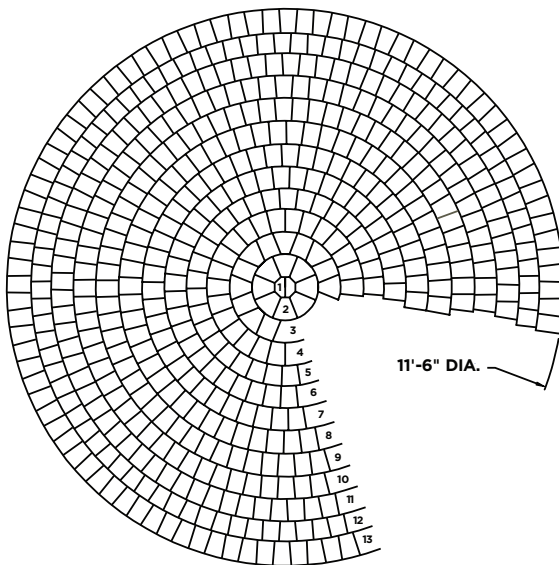
Must add layer of Lexington 10's to complete a 11' 6" circle.



## APPLICATIONS

Great for adding visual interest or defining a fire-pit or dining area.

## INSTALLATION PATTERNS



	Row	Circle Dia.	Installation Pattern	Paver Description Series
First Circle Pack	1	5 1/2"	Single	2 Half Circle Pieces
	2	16 1/2"	Single	8 Large Wedges
	3	27 1/2"	Alternate	8 Large Wedges, 8 Lex. 10's
	4	38 1/2"	Single	26 Small Wedges
	5	49 1/2"	Single	33 Small Wedges
	6	60 1/2"	Single	42 Small Wedges
	7	71 1/2"	Alternate	25 Small Wedges, 25 Lex. 10's
	8	82 1/2"	Alternate	29 Small Wedges, 29 Lex. 10's
	9	93 1/2"	Alternate	34 Small Wedges, 34 Lex. 10's
	10	104 1/2"	Alternate	38 Small Wedges, 38 Lex. 10's
	11	115 1/2"	Alternate	42 Small Wedges, 42 Lex. 10's
	12	127"	Alternate	46 Small Wedges, 46 Lex. 10's
	13	138"	Alternate	50 Small Wedges, 50 Lex. 10's
Notes	Due to the complex shapes of the pieces in a circle, there will be some extra pieces not used for standard installation.			

Half Circle Pieces = +6 units waste

Large Wedge Pieces = 0 units waste

Small Wedge Pieces = +3 units waste

Lexington 10 Pieces = you will need to add 6 extra 10's to complete layer 12, and 50 extra 10's to complete layer 13.


## PACKAGING INFO

PRODUCT	WEIGHT PER SQ. FT.	UNITS PER SQ. FT.	SQ. FT. PER UNIT	UNITS PER LAYER	LAYERS PER CUBE	SQ. FT. PER LAYER	UNITS PER CUBE	WEIGHT PER CUBE	TOTAL SQ. FT. PER CUBE	COLORS STOCKED
Lexington® Circle	29 lbs	NA	NA	76	8	N/A	608	3011 lbs	103.84	Canyon Creek, Earth, Flagstone, Granite
Lexington® 10	29 lbs	6.34	0.16	72	9	11.36	648	2965 lbs	102.24	Canyon Creek, Charcoal, Desert Sand, Earth, Flagstone, Granite, Storm

**Note:** Due to variations in printing, color selections should always be chosen from actual product samples.

**Americana Collection pavers require a buffer between the plate compactor and the paver surface to prevent scuffing.**

## COLORS



Canyon Creek



Earth



Flagstone



Granite

Some color variations should be expected between Lexington's & Lexington Circles. Lexington Circles available while supplies last.




# PLYMOUTH®

## PRODUCT SPECS

a) **Plymouth:** 4" x 8" x 2 3/8"

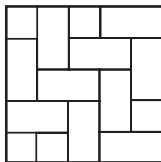
## APPLICATIONS

Pedestrian traffic, residential driveways, patios, borders and swimming pool decks. Vehicular-Rated.

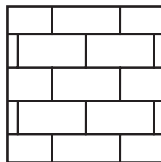


PAVERS


## INSTALLATION PATTERNS



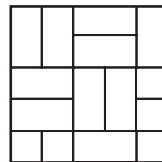
90° Herringbone



Running Bond



45° Herringbone



Basketweave

## PACKAGING INFO

PRODUCT	WEIGHT PER SQ. FT.	UNITS PER SQ. FT.	SQ. FT. PER UNIT	UNITS PER LAYER	LAYERS PER CUBE	SQ. FT. PER LAYER	UNITS PER CUBE	WEIGHT PER CUBE	TOTAL SQ. FT. PER CUBE	COLORS STOCKED
Plymouth®	29 lbs	4.7	0.21	54	9	11.48	486	2999 lbs	103.32	Canyon Creek, Charcoal, Cream, Dark Chocolate, Desert Sand, Earth, Flagstone, Granite

**Note:** Due to variations in printing, color selections should always be chosen from actual product samples.

**Americana Collection pavers require a buffer between the plate compactor and the paver surface to prevent scuffing.**

## COLORS



Canyon Creek



Charcoal



Cream



Dark Chocolate



Desert Sand



Earth




Flagstone



Granite

AMERICANA COLLECTION

OBERFIELDS



# MALIBU®

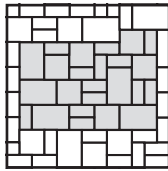
## PRODUCT SPECS

- a) **Malibu Small Rectangle:** 4 3/4" x 9 3/8" x 2 3/8"
- b) **Malibu Square:** 9 3/8" x 9 3/8" x 2 3/8"
- c) **Malibu Large Rectangle:** 9 3/8" x 14 1/8" x 2 3/8"


## APPLICATIONS

Pedestrian traffic, patios, swimming pool decks, and sidewalks.

## INSTALLATION PATTERNS



Pattern A




## PACKAGING INFO

PRODUCT	WEIGHT PER SQ. FT.	UNITS PER SQ. FT.	SQ. FT. PER UNIT	UNITS PER LAYER	LAYERS PER CUBE	SQ. FT. PER LAYER	UNITS PER CUBE	WEIGHT PER CUBE	TOTAL SQ. FT. PER CUBE	COLORS STOCKED
Malibu® Small Rectangle	29 lbs	3.23	0.31	13	8	4.03	104	2851 lbs	98.32	Canyon Creek, Earth, Flagstone, Granite, Storm
Malibu® Square	29 lbs	1.64	0.61	6	8	3.66	48			
Malibu® Large Rectangle	29 lbs	1.09	0.92	5	8	4.6	40			

**Note:** Due to variations in printing, color selections should always be chosen from actual product samples.

**Americana Collection pavers require a buffer between the plate compactor and the paver surface to prevent scuffing.**

## COLORS



Canyon Creek

Earth

Flagstone

Granite

Storm





# OZARK®

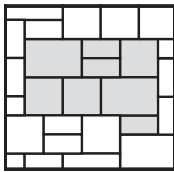
## PRODUCT SPECS

- a) **Ozark Small Rectangle:** 7<sup>1</sup>/<sub>8</sub>" × 14<sup>1</sup>/<sub>8</sub>" × 2<sup>3</sup>/<sub>8</sub>"
- b) **Ozark Square:** 14<sup>1</sup>/<sub>8</sub>" × 14<sup>1</sup>/<sub>8</sub>" × 2<sup>3</sup>/<sub>8</sub>"
- c) **Ozark Large Rectangle:** 14<sup>1</sup>/<sub>8</sub>" × 21<sup>1</sup>/<sub>4</sub>" × 2<sup>3</sup>/<sub>8</sub>"


## APPLICATIONS

Pedestrian traffic, patios, swimming pool decks, and sidewalks.

## INSTALLATION PATTERNS



Pattern A



PAVERS

AMERICANA COLLECTION

## PACKAGING INFO

PRODUCT	WEIGHT PER SQ. FT.	UNITS PER SQ. FT.	SQ. FT. PER UNIT	UNITS PER LAYER	LAYERS PER CUBE	SQ. FT. PER LAYER	UNITS PER CUBE	WEIGHT PER CUBE	TOTAL SQ. FT. PER CUBE	COLORS STOCKED
Ozark® Small Rectangle	29 lbs	1.43	0.70	3	10	2.1	30	Combined Weight 3024 lbs	All Sizes Together. 104.3	Canyon Creek, Earth, Flagstone, Granite, Storm
Ozark® Square	29 lbs	0.72	1.39	3	10	4.17	30			Canyon Creek, Earth, Flagstone, Granite, Storm
Ozark® Large Rectangle	29 lbs	0.48	2.08	2	10	4.16	20			Canyon Creek, Earth, Flagstone, Granite, Storm

**Note:** Due to variations in printing, color selections should always be chosen from actual product samples.

**Americana Collection pavers require a buffer between the plate compactor and the paver surface to prevent scuffing.**

## COLORS



Canyon Creek



Earth



Flagstone



Granite



Storm

OBERFIELDS



# MANHATTAN®

PAVERS

AMERICANA COLLECTION

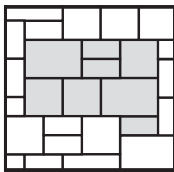
## PRODUCT SPECS

- a) **Manhattan Small Rectangle:** 7 1/8" × 14 1/8" × 2 3/8"
- b) **Manhattan Square:** 14 1/8" × 14 1/8" × 2 3/8"
- c) **Manhattan Large Rectangle:** 14 1/8" × 21 1/4" × 2 3/8"


## APPLICATIONS

Pedestrian traffic, patios, swimming pool decks, and sidewalks.

## INSTALLATION PATTERNS



Pattern A



## PACKAGING INFO

PRODUCT	WEIGHT PER SQ. FT.	UNITS PER SQ. FT.	SQ. FT. PER UNIT	UNITS PER LAYER	LAYERS PER CUBE	SQ. FT. PER LAYER	UNITS PER CUBE	WEIGHT PER CUBE	TOTAL SQ. FT. PER CUBE	COLORS STOCKED	
Manhattan® Small Rectangle	29 lbs	1.43	0.7	3	10	21	30	3024 lbs	104.3	Canyon Creek, Earth, Flagstone, Granite, Storm	
Manhattan® Square	29 lbs	0.72	1.39	3	10	4.17	30				
Manhattan® Large Rectangle	29 lbs	0.48	2.08	2	10	4.16	20				
								Combined Weight	All Sizes Together.		

**Note:** Due to variations in printing, color selections should always be chosen from actual product samples.

**Americana Collection pavers require a buffer between the plate compactor and the paver surface to prevent scuffing.**

## COLORS



Canyon Creek



Earth



Flagstone



Granite



Storm Blend

OBERFIELDS



# NEWPORT®

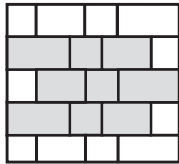
## PRODUCT SPECS

- a) **Newport Small Rectangle:** 11 3/4" x 17 3/4" x 2 3/8"
- b) **Newport Square:** 11 3/4" x 11 3/4" x 2 3/8"
- c) **Newport Large Rectangle:** 11 3/4" x 23 5/8" x 2 3/8"

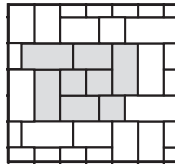
## APPLICATIONS

Pedestrian traffic, patios, swimming pool deck, and sidewalks.


## INSTALLATION PATTERNS



Random Running Bond



Pattern B



## PACKAGING INFO

PRODUCT	WEIGHT PER SQ. FT.	UNITS PER SQ. FT.	SQ. FT. PER UNIT	UNITS PER LAYER	LAYERS PER CUBE	SQ. FT. PER LAYER	UNITS PER CUBE	WEIGHT PER CUBE	TOTAL SQ. FT. PER CUBE	COLORS STOCKED	
Newport® Small Rectangle	29 lbs	0.69	1.45	2	9	2.9	18	3020 lbs	104.13	Canyon Creek, Earth, Flagstone, Granite, Storm	
Newport® Square	29 lbs	1.04	0.96	3	9	2.88	27				
Newport® Large Rectangle	29 lbs	0.52	1.93	3	9	5.79	27				
								Combined Weight	All Sizes Together.		

**Note:** Due to variations in printing, color selections should always be chosen from actual product samples.

**Americana Collection pavers require a buffer between the plate compactor and the paver surface to prevent scuffing.**

## COLORS



Canyon Creek



Earth



Flagstone



Granite



Storm Blend



# JAMESTOWN®

PAVERS

AMERICANA COLLECTION

## PRODUCT SPECS

a) **Jamestown:** 2 5/8" x 7 7/8" x 2 3/8"

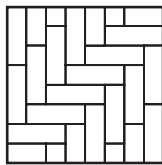
## APPLICATIONS

Perfect for sidewalks, outlying entertaining spaces, or creating decorative inlays.




Smooth


## INSTALLATION PATTERNS



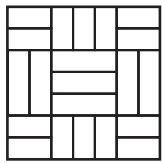
90° Herringbone



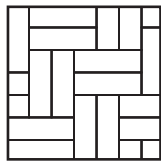
Running Bond



45° Herringbone



Pattern A



Pattern B

## PACKAGING INFO

PRODUCT	WEIGHT PER SQ. FT.	UNITS PER SQ. FT.	SQ. FT. PER UNIT	UNITS PER LAYER	LAYERS PER CUBE	SQ. FT. PER LAYER	UNITS PER CUBE	WEIGHT PER CUBE	TOTAL SQ. FT. PER CUBE	COLORS STOCKED
Jamestown®	29 lbs	7.14	0.14	78	5	10.92	390	1583 lbs	54.60	Burgundy Smooth, Charcoal Smooth

**Note:** Due to variations in printing, color selections should always be chosen from actual product samples.

**Americana Collection pavers require a buffer between the plate compactor and the paver surface to prevent scuffing.**

## COLORS



Burgundy Smooth



Charcoal Smooth



Charcoal Textured  
(while supplies last)


OBERFIELDS



# BULLNOSE

## PRODUCT SPECS

- a) **Single Bullnose** – 6" x 12" x 2<sup>3</sup>/<sub>8</sub>"
- b) **Vintage Single Bullnose** – 6" x 12" x 2<sup>3</sup>/<sub>8</sub>"
- c) **Double Bullnose** – 6" x 12" x 2<sup>3</sup>/<sub>4</sub>"
- d) **Vintage Double Bullnose** – 6" x 12" x 2<sup>3</sup>/<sub>4</sub>"



## APPLICATIONS

Steps, wall caps and coping applications.

## PACKAGING INFO

PRODUCT	WEIGHT PER SQ. FT.	UNITS PER SQ. FT.	UNITS PER LAYER	UNITS PER CUBE	WEIGHT PER CUBE	SQ. FT. PER UNIT	TOTAL SQ. FT. PER CUBE	COLORS STOCKED
Single Bullnose Paver	28.0	2.00	N/A	168	2352	N/A	84	Canyon Creek, Charcoal, Cream, Dark Chocolate, Desert Sand, Earth, Flagstone
Vintage Single Bullnose Paver	28.0	2.00	N/A	192	2668	N/A	96	Canyon Creek, Charcoal, Cream, Dark Chocolate, Desert Sand, Earth, Flagstone
Double Bullnose Paver	30.0	2.00	N/A	144	2160	N/A	72	Canyon Creek, Charcoal, Cream, Dark Chocolate, Desert Sand, Earth, Flagstone
Vintage Double Bullnose Paver	30.0	2.00	N/A	192	2880	N/A	96	Canyon Creek, Charcoal, Cream, Dark Chocolate, Desert Sand, Earth, Flagstone

**Note:** Due to variations in printing, color selections should always be chosen from actual product samples. Textured paver and patio stone surfaces require a buffer between the plate compactor and the paver surface to prevent scuffing.

## COLORS




Canyon Creek      Charcoal      Cream      Dark Chocolate      Desert Sand



Earth      Flagstone

PAVERS

OBERFIELDS



# GRAND FLAGSTONE\*

PAVERS

## PRODUCT SPECS

### Grand Flagstone\*

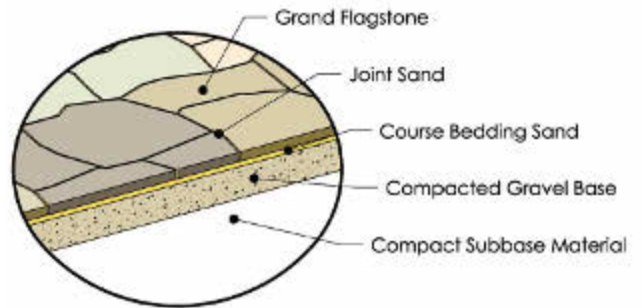
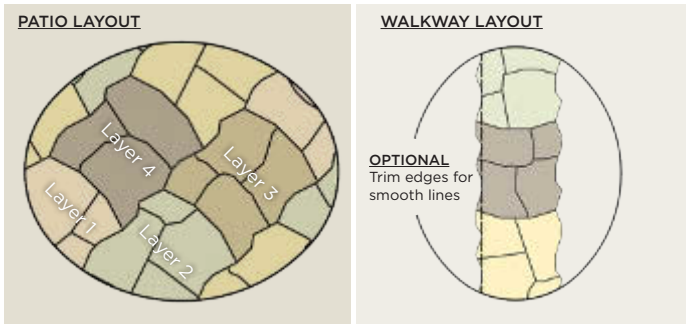
Dimensions - All Grand Flagstone is 1 3/4" thick

**Note:** Outside dimensions of each layer are identical to all other layers, allowing any layer to be used anywhere in the pattern.


## APPLICATIONS

Pedestrian traffic, patios, borders, swimming pool decks, and sidewalks.

## INSTALLATION PATTERNS



Each pallet contains 2 each of the following layers:



## PACKAGING INFO

PRODUCT	WEIGHT PER SQ. FT.	UNITS PER SQ. FT.	LAYERS PER CUBE	UNITS PER CUBE	WEIGHT PER CUBE	SQ. FT. PER UNIT	SQ. FT. PER LAYER	TOTAL SQ. FT. PER CUBE	COLORS STOCKED
Grand Flagstone	20.5	N/A	8	32	2160	N/A	11	88	Cuyahoga, Scioto

**Note:** Due to variations in printing, color selections should always be chosen from actual product samples. Textured paver and patio stone surfaces require a buffer between the plate compactor and the paver surface to prevent scuffing.  
\*Not available in MI.

## COLORS



Cuyahoga Blend



Scioto Blend

OBERFIELDS




# DIMENSIONAL FLAGSTONE\*



## PRODUCT SPECS

- a) **Dimensional Flagstone\*** - 6" x 12" x 2"
- b) **Dimensional Flagstone\*** - 12" x 12" x 2"
- c) **Dimensional Flagstone\*** - 12" x 18" x 2"
- d) **Dimensional Flagstone\*** - 18" x 18" x 2"
- e) **Dimensional Flagstone\*** - 18" x 24" x 2"
- f) **Dimensional Flagstone\*** - 24" x 24" x 2"

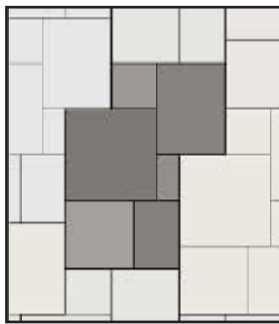


PAVERS

## APPLICATIONS

Pedestrian traffic, patios, swimming pool decks, and sidewalks.

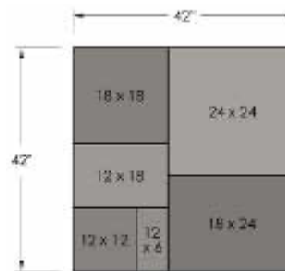
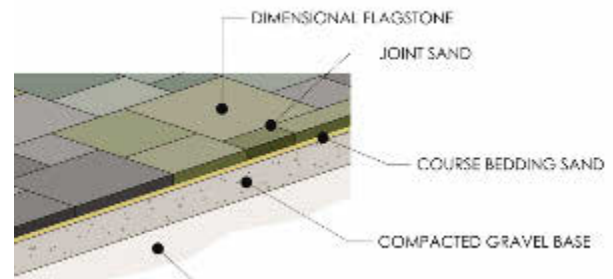
## INSTALLATION PATTERNS



Patio Layout



Walkway Layout



One Layer = 1 Pattern

## PACKAGING INFO

PRODUCT	WEIGHT PER SQ. FT.	UNITS PER SQ. FT.	LAYERS PER CUBE	UNITS PER CUBE	WEIGHT PER CUBE	SQ. FT. PER UNIT	SQ. FT. PER BAND	TOTAL SQ. FT. PER CUBE	COLORS STOCKED
Dimensional Flagstone	24.0	N/A	8	48	2350	N/A	12.25	98	Cuyahoga, Scioto

**Note:** Due to variations in printing, color selections should always be chosen from actual product samples. Textured paver and patio stone surfaces require a buffer between the plate compactor and the paver surface to prevent scuffing. \* Not available in MI.

## COLORS




Cuyahoga Blend



Scioto Blend

OBERFIELDS



# NATURAL STONE

## PRODUCT SPECS


- a) **Natural Stone** - 11.81" x 23.62" x 1"
- b) **Natural Stone** - 17.72" x 23.62" x 1"
- c) **Natural Stone** - 23.62" x 23.62" x 1"
- d) **Natural Stone** - 23.62" x 35.43" x 1"
- e) **Natural Stone Limestone** - 11.81" x 23.62" x 1"



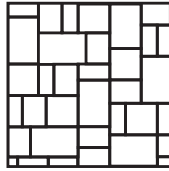
## APPLICATIONS

Pedestrian traffic, patios, swimming pool decks, and sidewalks.

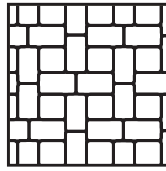
## INSTALLATION PATTERN



Running Bond  
11.81" x 23.62",  
17.72" x 23.62", or  
23.62" x 35.43"



4 Piece Random  
25% 11.81" x 23.62"  
30% 17.72" x 23.62"  
25% 23.62" x 35.43"  
20% 23.62" x 23.62"



Jumbo Muster K  
28% Large Sq.  
72% Jumbo Rec.

## STOCKED ITEMS

### BULLNOSE COPING

12" x 48" x 2"

### WALL COPING

12" x 48" x 2"  
RF1 & RF4

### PIER CAP

24" x 24" x 3"

### STEPS

48" x 16" x 6"

## PACKAGING INFO

PRODUCT	WEIGHT PER SQ. FT.	UNITS PER SQ. FT.	UNITS PER BAND	UNITS PER CUBE	WEIGHT PER CUBE	SQ. FT. PER UNIT	SQ. FT. PER BAND	TOTAL SQ. FT. PER CUBE	COLORS STOCKED
Natural Stone 11.81" x 23.62"	13.2	N/A	N/A	80	2000	N/A	N/A	160	Bronte, Dove Grey, Flint, Fossil, Silver Grey, Slate Grey
Natural Stone 17.72" x 23.62"	13.2	N/A	N/A	80	2800	N/A	N/A	240	Bronte, Dove Grey, Flint, Fossil, Silver Grey, Slate Grey
Natural Stone 23.62" x 23.62"	13.2	N/A	N/A	40	2000	N/A	N/A	160	Bronte, Dove Grey, Flint, Fossil, Silver Grey, Slate Grey
Natural Stone 23.62" x 35.43"	13.2	N/A	N/A	40	2800	N/A	N/A	240	Bronte, Dove Grey, Flint, Fossil, Silver Grey, Slate Grey
Natural Stone Limestone 11.81" x 23.62"	16.5	N/A	N/A	74	2100	N/A	N/A	148	Kota Black, Silver Grey

**Note:** Due to variations in printing, color selections should always be chosen from actual product samples. Do not use a plate compactor on Natural Stone. Install Natural Stone over a 411 base.

**All non-stock pavers must be purchased in full cube quantities.**

## NATURAL STONE COLORS



Bronte Dove Grey Flint Fossil Slate Grey

## LIMESTONE COLORS



Kota Black Silver Grey





# SPECIAL RESERVE TRAVERTINE & MARBLE



## PRODUCT SPECS

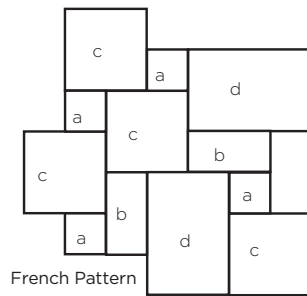
- a) **Small Rectangle** - 6" x 12" x 1 1/4"
- b) **Small Square\*** - 8" x 8" x 1 1/4"
- c) **Small Rectangle\*** - 8" x 16" x 1 1/4"
- d) **Large Square\*** - 16" x 16" x 1 1/4"
- e) **Large Rectangle\*** - 16" x 24" x 1 1/4"
- f) **Bullnose** - 12" x 24" x 1 1/4", 12" x 24" x 2"

\* French Pattern, Herringbone, Running Bond

## APPLICATIONS

Pedestrian traffic, patios, swimming pool decks, and sidewalks.

## INSTALLATION PATTERNS



French Pattern


**Each Layer: 8 sq. ft. =**

- 2 pcs. : 8" x 8"
- 1 pc. : 8" x 16"
- 2 pcs. : 16" x 16"
- 2 pcs. : 16" x 24"

6"x12" units can be installed in a running bond, 45° herringbone or 90° herringbone pattern.

## PACKAGING INFO

PRODUCT	STOCKED	DIMENSIONS	PCS. PER CRATE	SQ. FT. PER CRATE	WEIGHT PER CRATE	COLORS STOCKED
Special Reserve Marble & Travertine	X	French Pattern	132	176	2933	Ice Marble, Ivory Tusk, Noce Trail, Tahoe Marble, Sand Dune, Silver
Special Reserve Marble	X	6"x12" x 1 1/4"	400	200	3333	Ice Marble, Tahoe Marble
Special Reserve Travertine	X	6"x12" x 1 1/4"	400	200	3000	Ivory Tusk, Noce Trail, Sand Dune, Silver
Special Reserve Bullnose Coping	X	12" x 24" x 1 1/4"	66	132	990	Ice Marble, Ivory Tusk, Noce Trail, Tahoe Marble, Sand Dune, Silver
Special Reserve Bullnose Coping	X	12" x 24" x 2"	40	80	800	Ice Marble, Ivory Tusk, Noce Trail, Tahoe Marble, Sand Dune, Silver



PAVERS



Ice Marble



Ivory Tusk



Noce Trail



Tahoe Marble



Sand Dune



Silver

OBERFIELDS

Due to variations in printing, color selections should always be chosen from actual product samples. Do not use a plate compactor on Travertine.



# SUPERIOR STEPPERS\*

## PRODUCT SPECS



a) **Superior Stepper\*** - 21" x 27"  
 All Superior Steppers are 2" thick  
 Eight different shapes on a cube.



## PACKAGING INFO

PRODUCT	WEIGHT PER SQ. FT.	UNITS PER SQ. FT.	UNITS PER BAND	UNITS PER CUBE	WEIGHT PER CUBE	SQ. FT. PER UNIT	SQ. FT. PER BAND	TOTAL SQ. FT. PER CUBE	COLORS STOCKED
Superior Steppers	N/A	N/A	N/A	24	1950	N/A	N/A	N/A	Cuyahoga, Scioto

**Note:** Due to variations in printing, color selections should always be chosen from actual product samples.  
 Do not use a plate compactor on Superior Steppers.  
 \* Not available in MI.


## COLORS



Cuyahoga Blend



Scioto Blend



# AQUA-BRIC® TYPE 4 "L"

ECO PAVERS

## PRODUCT SPECS

a) Aqua-BRIC® Type 4 "L" - 9<sup>13</sup>/<sub>16</sub>" x 9<sup>13</sup>/<sub>16</sub>" x 3<sup>1</sup>/<sub>8</sub>"  
250mm x 250mm x 80mm

Snow removal equipment should have the proper spacing, bumper and rubber blade guards to protect the surface of the pavers.



## PACKAGING INFO

PRODUCT	PIECES PER PALLET	LAYERS PER PALLET	WEIGHT PER PALLET	SQ. FT. PER PALLET	COLORS STOCKED
Aqua-BRIC® Type 4 "L"	196	7	3374	87.64	Non-Stock

**Note:** Due to variations in printing, color selections should always be chosen from actual product samples. Textured pavers require a buffer between the plate compactor and paver surface to prevent scuffing.

## COLORS



Antique Blend



Granite Blend

Typically specified in one of the colors above, however, custom colors available upon request.



# EDINGTON WALL STONE®



RETAINING WALLS

## PRODUCT SPECS


- a) **Edington Wall Stone®** - 12" x 8" x 4"
- b) **Edington Wall Stone® Wedge** - 12" x 8" x 4"
- c) **Non-Tumbled Edington Wall Stone®** - 12" x 8" x 4"
- d) **Non-Tumbled Edington Wall Stone® Wedge** - 12" x 8" x 4"

## APPLICATIONS

Garden walls, freestanding walls, columns and edging with a 3' height maximum.

## EDINGTON® FIRE PIT KIT

Build a fire pit in no time with our Edington® Fire Pit Kit. This kit has an outside diameter of 48" and a height of 12". Kit includes a steel metal ring. Optional precast caps are available for a different look at an additional cost. Great for small fires, roasting marshmallows and hot dogs.



## PACKAGING INFO

PRODUCT	WEIGHT PER SQ. FT.	UNITS PER SQ. FT.	UNITS PER BAND	UNITS PER CUBE	WEIGHT PER CUBE	SQ. FT. PER UNIT	SQ. FT. PER BAND	TOTAL SQ. FT. PER CUBE	COLORS STOCKED
Edington Wall Stone®	90	3.00	N/A	100	2900	0.333	N/A	32.00	Canyon Creek, Charcoal, Desert Sand, Earth, Flagstone, Limestone, Quarrystone
Edington Wall Stone® Wedge	75	3.00	N/A	90	2160	0.333	N/A	30.00	Canyon Creek, Charcoal, Desert Sand, Earth, Flagstone, Limestone, Quarrystone
Non-Tumbled Edington Wall Stone®	90	3.00	N/A	132	3960	0.333	N/A	32.00	Canyon Creek, Charcoal, Desert Sand, Earth, Flagstone, Limestone, Quarrystone
Non-Tumbled Edington Wall Stone® Wedge	75	3.00	N/A	90	2250	0.333	N/A	30.00	Canyon Creek, Charcoal, Desert Sand, Earth, Flagstone, Limestone, Quarrystone

Due to variations in printing, color selections should always be chosen from actual product samples.

## COLORS



Canyon Creek Charcoal Desert Sand Earth Blend Flagstone Limestone Quarrystone

OBERFIELDS



# BELVEDERE\*

## PRODUCT SPECS

### Belvedere\*

Wall blocks come in different sizes to create a double sided wall

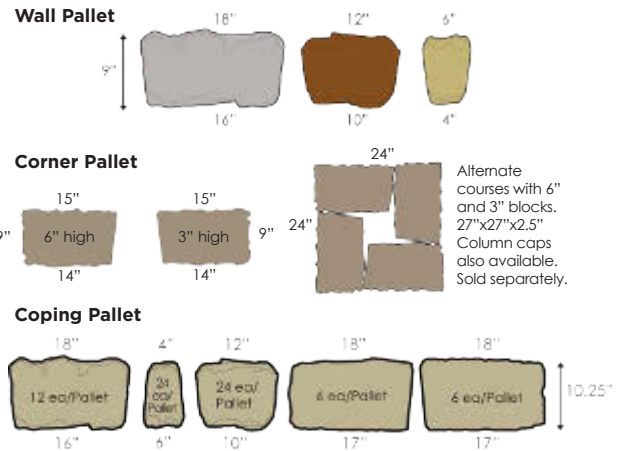
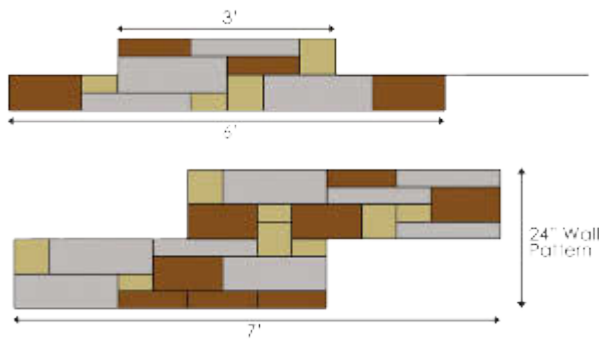
Belvedere also available in corners and copings.



## APPLICATIONS

Walls or freestanding columns proportionately scaled for residential applications.

## INSTALLATION PATTERNS



RETAINING WALLS

## BLOCK DETAILS

STONE & BUNDLING		Unit Dimensions L"xW"xH"	Units/ Cube	Weight/ Stone lbs.
Wall Pallet	Block 1	6"x9"x3"	12	10±
	Block 2	12"x9"x3"	12	20±
	Block 3	18"x9"x3"	12	36±
	Block 4	6"x9"x6"	12	21±
	Block 5	12"x9"x6"	12	42±
	Block 6	18"x9"x6"	12	67±
Corner Pallet	Block 7	15"x9"x3"	16	30±
	Block 8	15"x9"x6"	16	58±
Coping Pallet	Block 9	6"x10.25"x2.25"	24	10±
	Block 10	12"x10.25"x2.25"	24	20±
	Block 11	18"x10.25"x2.25"	12	30±
	Block 12	18"x10.25"x2.25" (Left End)	6	30±
	Block 13	18"x10.25"x2.25" (Right End)	6	30±
	Belvedere Column Cap	27"x27"x2.25"	10	150±

## PACKAGING INFO

PRODUCT	WEIGHT PER SQ. FT.	UNITS PER SQ. FT.	UNITS PER BAND	UNITS PER CUBE	WEIGHT PER CUBE	SQ. FT. PER UNIT	SQ. FT. PER BAND	TOTAL SQ. FT. PER CUBE	COLORS STOCKED
Belvedere Walls	91.667	N/A	N/A	N/A	2475	N/A	N/A	27.00	Cuyahoga, Scioto
Belvedere Corners	63.33	N/A	N/A	N/A	1520	N/A	N/A	24.00	Cuyahoga, Scioto
Belvedere Coping	N/A	N/A	N/A	N/A	1550	N/A	N/A	66.00/LNFT	Cuyahoga, Scioto

**Note:** Due to variations in printing, color selections should always be chosen from actual product samples. Textured pavers require a buffer between the plate compactor and paver surface to prevent scuffing. \* Not available in MI.

## COLORS



Cuyahoga Blend



Scioto Blend

### Coping Pallet

- Pallet weight = ±1,550 lbs (incl. pallet weight)
- Coverage = 66 linear feet per Pallet
- Section = 11 linear feet per 1 layer

Coping blocks are provided in five basic sizes. There are three standard coping blocks which are finished on the front, back, and top faces. The standard coping blocks are tapered approximately 1" on each side from the front to the back of the block. There are also two end units which are finished on front, back, top, and one of the sides.

The other side is tapered approximately 1" from the front to the back of the block. The end units are useful for constructing corners and ends. There are multiple face/texture patterns for each basic block size, providing a more random look for your finished project.

Dimensional Coping is also an option for capping the Belvedere Wall. Average block weights of the different face/texture patterns are shown. Weights of individual blocks may vary.

OBERFIELDS



# DIMENSIONAL\*

## PRODUCT SPECS

- a) **Dimensional Wall Straight Block\*** - 12" x 8" x 4"
- b) **Dimensional Wall Wedge Block\*** - 12" x 8" x 4"

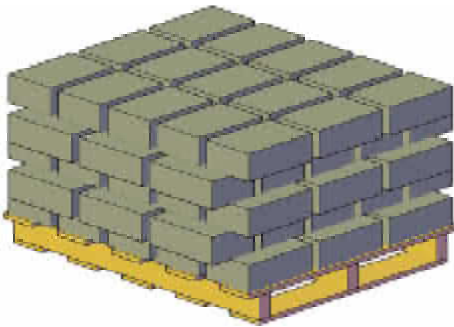
## APPLICATIONS

Garden walls, freestanding walls, columns and edging.



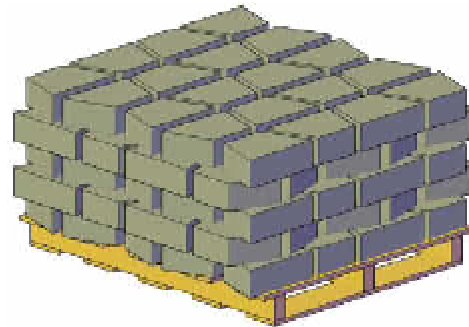
### Dimensional Straight Pallet

- 75 pieces / pallet
- 28# / piece
- 2100# / pallet



### Dimensional Wedge Pallet

- 100 pieces / pallet
- 20# / piece
- 2000# / pallet



## PACKAGING INFO

PRODUCT	WEIGHT PER SQ. FT.	UNITS PER SQ. FT.	UNITS PER BAND	UNITS PER CUBE	WEIGHT PER CUBE	SQ. FT. PER UNIT	SQ. FT. PER BAND	TOTAL SQ. FT. PER CUBE	COLORS STOCKED
Dimensional Wall	84	3.00	N/A	75	2100	.333	N/A	25.00	Cuyahoga, Scioto
Dimensional Wedge	N/A	3.00	N/A	100	2000	.333	N/A	N/A	Cuyahoga, Scioto

**Note:** Due to variations in printing, color selections should always be chosen from actual product samples.  
 \* Not available in MI.

## COLORS



Cuyahoga Blend


Scioto Blend



# DIMENSIONAL COPING\*

## PRODUCT SPECS

- a) **Standard Coping\*** - 18" x 12.5" x 2.5"
  - b) **Finished End Coping\*** - 19" x 12.5" x 2.5"
  - c) **Long Coping\*** - 24" x 12.5" x 2.5"
- } Packaged together



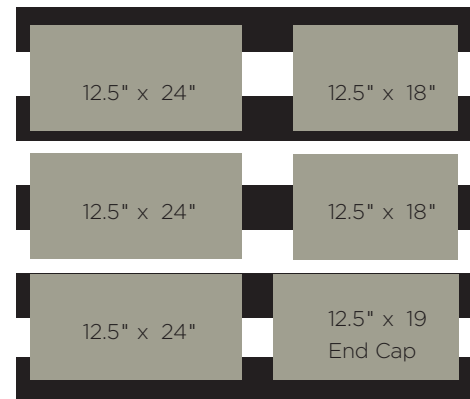
RETAINING WALLS

## APPLICATIONS

Wall applications, stair treads

## BLOCK DETAILS

STONE & BUNDLING	Unit Dimensions L"xW"xH"	Units Bundle	Weight/Stone lbs.
Dimensional Coping Pallet	Standard 18"x12.5"x2.5"	12	46±
	Finished End 19"x12.5"x2.5"	6	48±
	Long 24"x12.5"x2.5"	18	61±



### Dimensional Coping Pallet Overview

- 6 layers per pallet
- 63 LF/pallet
- Section = 10.5 LF per 1 layer.

## PACKAGING INFO

PRODUCT	WEIGHT PER SQ. FT.	UNITS PER SQ. FT.	UNITS PER BAND	UNITS PER CUBE	WEIGHT PER CUBE	SQ. FT. PER UNIT	SQ. FT. PER BAND	TOTAL SQ. FT. PER CUBE	COLORS STOCKED
Dimensional Coping	N/A	N/A	N/A	N/A	1950	N/A	N/A	63.00/LNFT	Cuyahoga, Scioto

**Note:** Due to variations in printing, color selections should always be chosen from actual product samples.

\*Not available in MI.

## COLORS



Cuyahoga Blend



Scioto Blend

OBERFIELDS



# KODAH\*

RETAINING WALLS

## PRODUCT SPECS

- a) **Kodah Wall\*** - 12" x 10.5" x 6"
  - b) **Kodah Wall\*** - 21" x 10.5" x 6"
  - c) **Kodah Wall\*** - 30" x 10.5" x 6"
  - d) **Kodah Wall\*** - 42" x 10.5" x 6"
  - e) **Kodah Wall Corner\*** - 21" x 10.5" x 6"
- } Packaged together

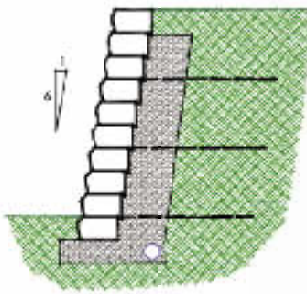


## APPLICATIONS

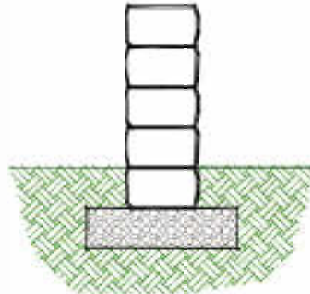
Garden walls, gravity walls, freestanding walls, columns and edging.

## INSTALLATION

### Engineered Retaining Wall



### Freestanding Wall



Kodah Freestanding Wall Blocks are provided in four basic sizes. The blocks are finished on both the front and back faces of the wall blocks and they are tapered on each side approximately 1 1/2" from the front to the back of the block. There are multiple texture patterns for each basic block size to provide a more random look for your finished project. Average block weights of the different texture patterns are shown. Weights of individual blocks may vary.

## BLOCK DETAILS

STONE & BUNDLING	Unit Dimensions L" x W" x H"	Units/ Cube	Weight/ Stone lbs.	
Freestanding Wall Pallet	Block 1	42" x 10.5" x 6"	6	200±
	Block 2	30" x 10.5" x 6"	3	140±
	Block 3	21" x 10.5" x 6"	6	100±
	Block 4	12" x 10.5" x 6"	3	50±
Corner Pallet	Block 5	21" x 10.5" x 6"	16	100±

The Kodah Collection contains two corner blocks. These blocks are finished on three sides, and the fourth side is tapered to fit with the other retaining wall and freestanding wall blocks. The corner blocks can be used to construct columns, provide a finished end on a freestanding wall, and make 90° corners. There are multiple texture patterns for the faces of both corner blocks, thus providing a more random look for your finished project. Average block weights of the different texture patterns are shown. Weights of individual blocks may vary.

## PACKAGING INFO

PRODUCT	WEIGHT PER SQ. FT.	UNITS PER SQ. FT.	UNITS PER BAND	UNITS PER CUBE	WEIGHT PER CUBE	SQ. FT. PER UNIT	SQ. FT. PER BAND	TOTAL SQ. FT. PER CUBE	COLORS STOCKED
Kodah Wall Pallet	N/A	N/A	N/A	18	2400	N/A	N/A	21.00	Cuyahoga, Scioto
Kodah Corner Pallet	N/A	N/A	N/A	16	1600	1.3	N/A	21.00	Cuyahoga, Scioto

**Note:** Due to variations in printing, color selections should always be chosen from actual product samples.  
\*Not available in MI.

## COLORS



Cuyahoga Blend



Scioto Blend

OBERFIELDS





# OUTCROPPING\*



RETAINING WALLS

## PRODUCT SPECS

### a) Outcropping Wall Stone -

Recommended Ratio

2 A Pallets

2 B Pallets

1 C Pallet

### b) Outcropping Wall Stone\* Corner 6"

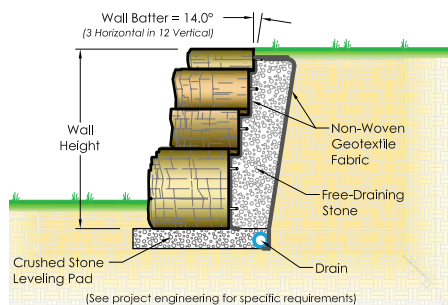
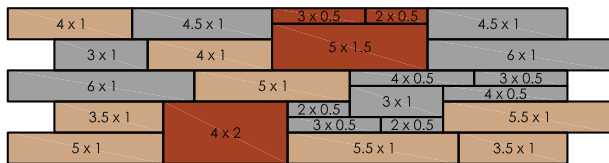
### c) Outcropping Wall Stone\* Corner 12"

## APPLICATIONS

Residential or commercial engineered wall system.

## PATTERNS

Pre-drawn patterns and custom layout software saves time in estimating and installation.



Sample Pallet

### Pallet A: 18 s.f., 4,000 lbs



42" L x 18" D x 12" H  
750 lbs.



48" L x 18" D x 12" H  
900 lbs.



60" L x 18" D x 12" H  
1100 lbs.



66" L x 18" D x 12" H  
1150 lbs.

### Pallet B: 18 s.f., 4,000 lbs



24" L x 18" D x 6" H  
250 lbs.



36" L x 18" D x 6" H  
320 lbs.



36" L x 18" D x 12" H  
620 lbs.



48" L x 18" D x 6" H  
450 lbs.



54" L x 18" D x 12" H  
950 lbs.



72" L x 18" D x 12" H  
1300 lbs.

### Pallet C: 18 s.f., 4,000 lbs



24" L x 18" D x 6" H  
250 lbs.



36" L x 18" D x 6" H  
320 lbs.



48" L x 18" D x 24" H  
1800 lbs.



60" L x 18" D x 18" H  
1600 lbs.

### Corner Pallet 6": 4 units, 1920 lbs

### Corner Pallet 12": 2 units, 2340 lbs



39" L x 27" W x 6" H  
480 lbs.



48" L x 30" W x 12" H  
1170 lbs.

## PACKAGING INFO

PRODUCT	WEIGHT PER SQ. FT.	UNITS PER SQ. FT.	UNITS PER BAND	UNITS PER CUBE	WEIGHT PER CUBE	SQ. FT. PER UNIT	SQ. FT. PER BAND	TOTAL SQ. FT. PER CUBE	COLORS STOCKED
Outcropping	222.22	N/A	N/A	N/A	4000	N/A	N/A	18.00	Cuyahoga, Scioto

## COLORS



Cuyahoga Blend



Scioto Blend

**Note:** Due to variations in printing, color selections should always be chosen from actual product samples.  
\* Not available in MI.

OBERFIELDS




# NON-WEATHERED VERSA-LOK®



RETAINING WALLS

## PRODUCT SPECS

- a) **Versa-Lok®** - 16" (face) x 14" (rear) x 12" D x 6" H
- b) **Smooth Top Versa-Lok®** - 16" (face) x 14" (rear) x 12" D x 6" H
- c) **Rectangular Cap** - 16" (face) x 11<sup>5</sup>/<sub>8</sub>" D x 3<sup>5</sup>/<sub>8</sub>" H
- d) **Solid Corner** - 7<sup>7</sup>/<sub>8</sub>" (face) x 12" D x 6" H
- e) **Full Return Corner** - 16" (face) x 7<sup>7</sup>/<sub>8</sub>" D x 6" H



## APPLICATIONS

Residential or commercial engineered retaining wall applications.

## PACKAGING INFO

PRODUCT	WEIGHT PER SQ. FT.	UNITS PER SQ. FT.	UNITS PER BAND	UNITS PER CUBE	WEIGHT PER CUBE	SQ. FT. PER UNIT	SQ. FT. PER BAND	TOTAL SQ. FT. PER CUBE	COLORS STOCKED
Non-Weathered Versa-Lok® Standard	123	1.50	N/A	32	2624	0.667	N/A	21.33	Antique, Canyon Creek, Charcoal, Chestnut, Desert Sand, Earth, Flagstone, Granite, Gray, Storm
Non-Weathered Versa-Lok® Smooth Top Standard	123	1.50	N/A	32	2624	0.667	N/A	21.33	Antique, Canyon Creek, Charcoal, Chestnut, Desert Sand, Earth, Flagstone, Granite, Gray, Storm
Non-Weathered Rectangular Retaining Wall Cap	51	N/A	N/A	48	2448	N/A	N/A	N/A	Antique, Canyon Creek, Charcoal, Chestnut, Desert Sand, Earth, Flagstone, Granite, Gray, Storm
Non-Weathered Versa-Lok® Solid Corner	41	3.00	N/A	64	2624	N/A	N/A	N/A	Antique, Canyon Creek, Charcoal, Chestnut, Desert Sand, Earth, Flagstone, Granite, Gray, Storm
Non-Weathered Versa-Lok® Full Return Corner	48	N/A	N/A	48	2304	N/A	N/A	N/A	Antique, Canyon Creek, Charcoal, Chestnut, Desert Sand, Earth, Flagstone, Granite, Gray, Storm

Due to variations in printing, color selections should always be chosen from actual product samples.


## COLORS



OBERFIELDS




# NON-WEATHERED VERSA-LOK<sup>®</sup> MOSAIC



RETAINING WALLS

## PRODUCT SPECS

- a) **Versa-Lok<sup>®</sup> Non-Weathered Standard** – 16" (face) x 14" (rear) x 12" D x 6" H
- b) **Versa-Lok<sup>®</sup> Non-Weathered Cobble** – 8" (face) x 12" D x 6" H
- c) **Versa-Lok<sup>®</sup> Non-Weathered Accent** – 12" (face) x 12" D x 4" H
- d) **Rectangular Cap** – 16" (face) x 11<sup>5</sup>/<sub>8</sub>" D x 3<sup>5</sup>/<sub>8</sub>" H
- e) **Solid Corner** – 7<sup>7</sup>/<sub>8</sub>" (face) x 12" D x 6" H
- f) **Full Return Corner** – 16" (face) x 7<sup>7</sup>/<sub>8</sub>" D x 6" H



## APPLICATIONS

Residential or commercial engineered retaining wall applications.

## PACKAGING INFO

PRODUCT	WEIGHT PER SQ. FT.	UNITS PER SQ. FT.	UNITS PER BAND	UNITS PER CUBE	WEIGHT PER CUBE	SQ. FT. PER UNIT	SQ. FT. PER BAND	TOTAL SQ. FT. PER CUBE	COLORS STOCKED
Non-Weathered Versa-Lok <sup>®</sup> Standard	123	1.50	N/A	32	2624	0.667	N/A	21.33	Canyon Creek, Earth, Flagstone, Granite, Storm
Non-Weathered Versa-Lok <sup>®</sup> Cobble	123	3.00	N/A	64	2624	0.333	N/A	21.33	Canyon Creek, Earth, Flagstone, Granite, Storm
Non-Weathered Versa-Lok <sup>®</sup> Accent	123	3.00	N/A	60	2460	0.333	N/A	20.00	Canyon Creek, Earth, Flagstone, Granite, Storm
Non-Weathered Rectangular Retaining Wall Cap	51	N/A	N/A	48	2448	N/A	N/A	N/A	Canyon Creek, Earth, Flagstone, Granite, Storm
Non-Weathered Versa-Lok <sup>®</sup> Solid Corner	41	3.00	N/A	64	2624	N/A	N/A	N/A	Canyon Creek, Earth, Flagstone, Granite, Storm
Non-Weathered Versa-Lok <sup>®</sup> Full Return Corner	48	N/A	N/A	48	2304	N/A	N/A	N/A	Canyon Creek, Earth, Flagstone, Granite, Storm

Due to variations in printing, color selections should always be chosen from actual product samples.

## COLORS



Canyon Creek



Earth



Flagstone



Granite



Storm

OBERFIELDS




# WEATHERED VERSA-LOK® MOSAIC®



RETAINING WALLS

## PRODUCT SPECS

- a) **Versa-Lok® Weathered Standard** - 16" (face) x 14" (rear) x 12" D x 6" H
- b) **Versa-Lok® Weathered Cobble** - 8" (face) x 12" D x 6" H
- c) **Versa-Lok® Weathered Accent** - 12V (face) x 12" D x 4" H
- d) **Weathered Rectangular Cap** - 16" (face) x 11<sup>5</sup>/<sub>8</sub>" D x 3<sup>5</sup>/<sub>8</sub>" H
- e) **Weathered Solid Corner** - 7<sup>7</sup>/<sub>8</sub>" (face) x 12" D x 6" H
- f) **Weathered Full Return Corner** - 16" (face) x 7<sup>7</sup>/<sub>8</sub>" D x 6" H



## APPLICATIONS

Residential or commercial engineered retaining wall applications.

## PACKAGING INFO

PRODUCT	WEIGHT PER SQ. FT.	UNITS PER SQ. FT.	UNITS PER BAND	UNITS PER CUBE	WEIGHT PER CUBE	SQ. FT. PER UNIT	SQ. FT. PER BAND	TOTAL SQ. FT. PER CUBE	COLORS STOCKED
Weathered Versa-Lok® Standard	123	1.50	N/A	32	2624	0.667	N/A	21.33	Canyon Creek, Earth, Flagstone, Granite, Storm
Weathered Versa-Lok® Cobble	123	3.00	N/A	64	2624	0.333	N/A	21.33	Canyon Creek, Earth, Flagstone, Granite, Storm
Weathered Versa-Lok® Accent	123	3.00	N/A	60	2460	0.333	N/A	20.00	Canyon Creek, Earth, Flagstone, Granite, Storm
Weathered Rectangular Retaining Wall Cap	51	N/A	N/A	48	2448	N/A	N/A	N/A	Canyon Creek, Earth, Flagstone, Granite, Storm
Weathered Versa-Lok® Solid Corner	41	3.00	N/A	64	2624	N/A	N/A	N/A	Canyon Creek, Earth, Flagstone, Granite, Storm
Weathered Versa-Lok® Full Return Corner	48	N/A	N/A	48	2304	N/A	N/A	N/A	Canyon Creek, Earth, Flagstone, Granite, Storm

Due to variations in printing, color selections should always be chosen from actual product samples.

## COLORS



Canyon Creek



Earth Creek



Flagstone



Granite



Storm

OBERFIELDS




# CORNERSTONE 100®



RETAINING WALLS

## PRODUCT SPECS

- a) **CornerStone 100®** - 18" (face) x 12" D x 8" H
- b) **CornerStone® Reversible Corner** - 18" (face) x 8" D x 8" H
- c) **CornerStone® Rectangular Cap** - 18" (face) x 12" D x 4" H



## APPLICATIONS

Residential or commercial engineered retaining wall applications  
Pillars using CornerStone® Reversible Corner.

## PACKAGING INFO

PRODUCT	WEIGHT PER UNIT	UNITS PER SQ. FT.	UNITS PER CUBE	WEIGHT PER CUBE	SQ. FT. PER UNIT	TOTAL SQ. FT. PER CUBE	COLORS STOCKED
CornerStone 100®	75	1.00	40	3000	1	40	Desert Sand, Granite
CornerStone® Reversible Corner	65	N/A	40	2600	N/A	40	Desert Sand, Granite
CornerStone® Rectangular Cap	67	N/A	48	3216	N/A	24	Desert Sand, Granite

## COLORS



Desert Sand




Granite

CUSTOM COLORS AVAILABLE


OBERFIELDS



# MAGNUMSTONE®



- a) **Standard Block** - 48"(face) x 39"(rear) x 24"D x 24"H
- b) **Base Block** - 48"(face) x 39"(rear) x 24"D x 24"H
- c) **Top Block** - 48"(face) x 39"(rear) x 24"D x 24"H
- d) **Standard Block Half High** - 48" (face) x 39" (rear) x 24"D 12" H
- e) **Base Block Half High** - 48" (face) x 39" (rear) x 24"D 12" H
- f) **Top Block Half High** - 48" (face) x 39" (rear) x 24"D 12" H
- g) **2 ft. Extender** - 30"(rear) x 24"D x 24"H
- h) **4 ft. Extender** - 30"(rear) x 48"D x 24"H
- i) **Corner/End** - 2" (top width) x 4" (bottom width) x 8" D x 24"H
- j) **Half High Corner End** - 3" (top width) x 4" (bottom width) x 9"D x 12"H



## PACKAGING INFO

PRODUCT	UNITS PER CUBE	WEIGHT PER UNIT	WEIGHT PER CUBE	COLORS STOCKED
Standard Block	2	1345	2690	Gray
Base Block	2	1325	2650	Gray
Top Block	2	1220	2440	Gray
Standard Block Half High	2	750	1500	Gray
Base Block Half High	2	725	1450	Gray
Top Block Half High	2	687	1374	Gray
2 ft. Extender	2	575	1150	Gray
4 ft. Extender	2	875	1750	Gray
Corner/End	2	340	680	Gray
Half High Corner End	4	170	680	Gray

## COLORS



Gray

Due to variations in printing, color selections should always be chosen from actual product samples.



# OLENTANGY BLUFF TREAD™



STEPS

## PRODUCT SPECS

- a) **Olentangy Bluff Tread™** -  
36" L x 16" D x 6" H (280 lbs.)
- b) **Olentangy Bluff Tread™** -  
49.5" L x 16" D x 6" H (373 lbs.)
- c) **Olentangy Bluff Tread™** -  
60" L x 16" D x 6" H (467 lbs.)
- d) **Olentangy Bluff Tread™** -  
72" L x 16" D x 6" H (560 lbs.)



## APPLICATIONS

Residential or commercial step applications.

## PACKAGING INFO

PRODUCT	WEIGHT PER SQ. FT.	UNITS PER SQ. FT.	UNITS PER BAND	UNITS PER CUBE	WEIGHT PER CUBE	SQ. FT. PER UNIT	SQ. FT. PER BAND	TOTAL SQ. FT. PER CUBE	COLORS STOCKED
Olentangy Bluff Tread 36"	N/A	N/A	N/A	8	2240	N/A	N/A	N/A	Cuyahoga, Scioto
Olentangy Bluff Tread 48"	N/A	N/A	N/A	8	2984	N/A	N/A	N/A	Cuyahoga, Scioto
Olentangy Bluff Tread 60"	N/A	N/A	N/A	6	2802	N/A	N/A	N/A	Cuyahoga, Scioto
Olentangy Bluff Tread 72"	N/A	N/A	N/A	4	2240	N/A	N/A	N/A	Cuyahoga, Scioto

**Note:** Due to variations in printing, color selections should always be chosen from actual product samples.

## COLORS



Cuyahoga Blend



Scioto Blend

OBERFIELDS



# DIMENSIONAL & IRREGULAR STEPS\*





STEPS

## PRODUCT SPECS

### a) Irregular Steps\*

- All irregular steps have 7" rise
- 42" L x 17" D x 7" H (349 lbs.)
  - 42" L x 26" D x 7" H (476 lbs.)
  - 54" L x 22" D x 7" H (458 lbs.)
  - 48" L x 24" D x 7" H (512 lbs.)
  - 48" L x 28" D x 7" H (567 lbs.)
  - 60" L x 24" D x 7" H (600 lbs.)

Packaged Together



### b)



- 36" x 18" x 7"
- 375 lbs/ea
- 6 ea/pallet



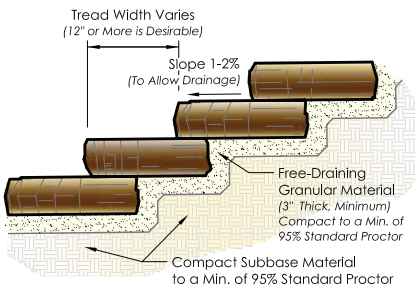
- 48" x 18" x 7"
- 455 lbs/ea
- 6 ea/pallet



- 72" x 30" x 7"
- 1320 lbs/ea
- 3 ea/pallet

## APPLICATIONS

Residential or commercial step applications.



## PACKAGING INFO

PRODUCT	WEIGHT PER SQ. FT.	UNITS PER SQ. FT.	UNITS PER BAND	UNITS PER CUBE	WEIGHT PER CUBE	SQ. FT. PER UNIT	SQ. FT. PER BAND	TOTAL SQ. FT. PER CUBE	COLORS STOCKED
Irregular Steps*	N/A	N/A	N/A	6	3150	N/A	N/A	N/A	Cuyahoga, Scioto
Dimensional Steps 3'	N/A	N/A	N/A	6	2250	N/A	N/A	N/A	Cuyahoga, Scioto
Dimensional Steps 4'	N/A	N/A	N/A	6	2730	N/A	N/A	N/A	Cuyahoga, Scioto
Dimensional Steps 6'	N/A	N/A	N/A	3	3960	N/A	N/A	N/A	Cuyahoga, Scioto

Due to variations in printing, color selections should always be chosen from actual product samples.  
\*Not available in MI.



Cuyahoga Blend



Scioto Blend

OBERFIELDS





# EDINGTON® FIRE PIT KIT



## OVERALL DIMENSIONS

12" H x 48" Diameter

Weight - 1083 lbs. (1 pallet)

## KIT COMPONENTS

- 39 Edington Wall Stone Wedge Units
- 3 - 10 oz. Tubes of Paver Bond
- Steel Ring
- Optional Grill Grate
- Optional Precast Rockface Caps

Build a fire pit in no time with our Edington Fire Pit Kit. Place base units on 4-6" of prepared compacted base and adhere units as you construct. Great for small fires, roasting marshmallows and hot dogs.



## COLORS



Canyon Creek



Charcoal



Desert Sand



Earth



Flagstone



Quarry Stone



Limestone

## PRECAST ROCKFACE CAP COLORS



Cuyahoga Blend



Scioto Blend

Due to variations in printing, color selections should always be chosen from actual product samples.



# BELVEDERE® FIRE PIT KIT\*

## OVERALL DIMENSIONS

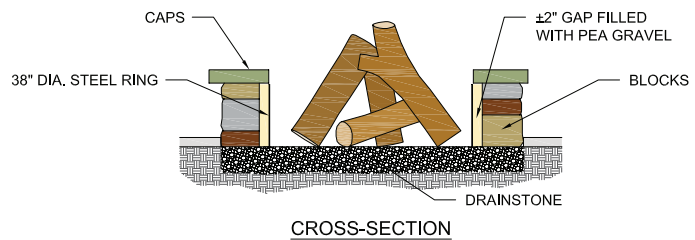
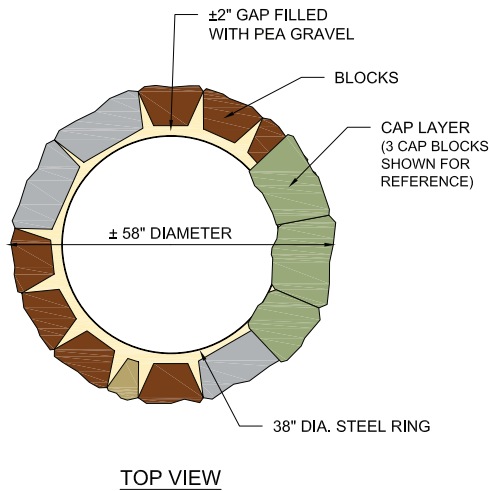
14" H x 58" Diameter  
Weight - 1348 lbs. (1 pallet)

## KIT COMPONENTS

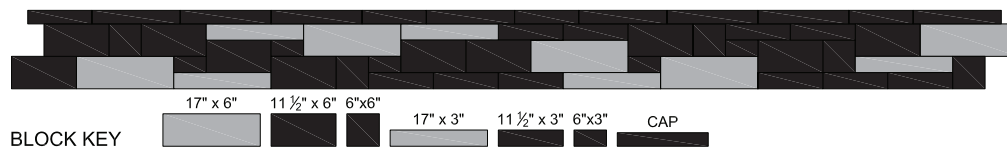
- 52 Belvedere Units
- 3-10 oz. Tubes of Adhesive
- Steel Ring
- Optional Grill Grate



The Belvedere Fire Pit creates a rustic sophistication all its own. The Belvedere Fire Pit has a diameter of approximately five feet and a height of fourteen inches, the proportions of the fire pit creates a perfect focal point for any occasion—from intimate gathers to larger events. The Belvedere Fire Pit blends seamlessly with the entire collection of attractive Rosetta® paver and wall lines. Kit includes steel metal ring.



## SAMPLE BLOCK LAYOUT PATTERN (OPTIONAL)



## COLORS



Cuyahoga Blend      Scioto Blend

Due to variations in printing, color selections should always be chosen from actual product samples.  
\* Not available in MI.



# DIMENSIONAL FIRE PIT KIT\*

## OVERALL DIMENSIONS

12" H x 44" W x 44" D

Weight - 1136 lbs. (1 pallet)

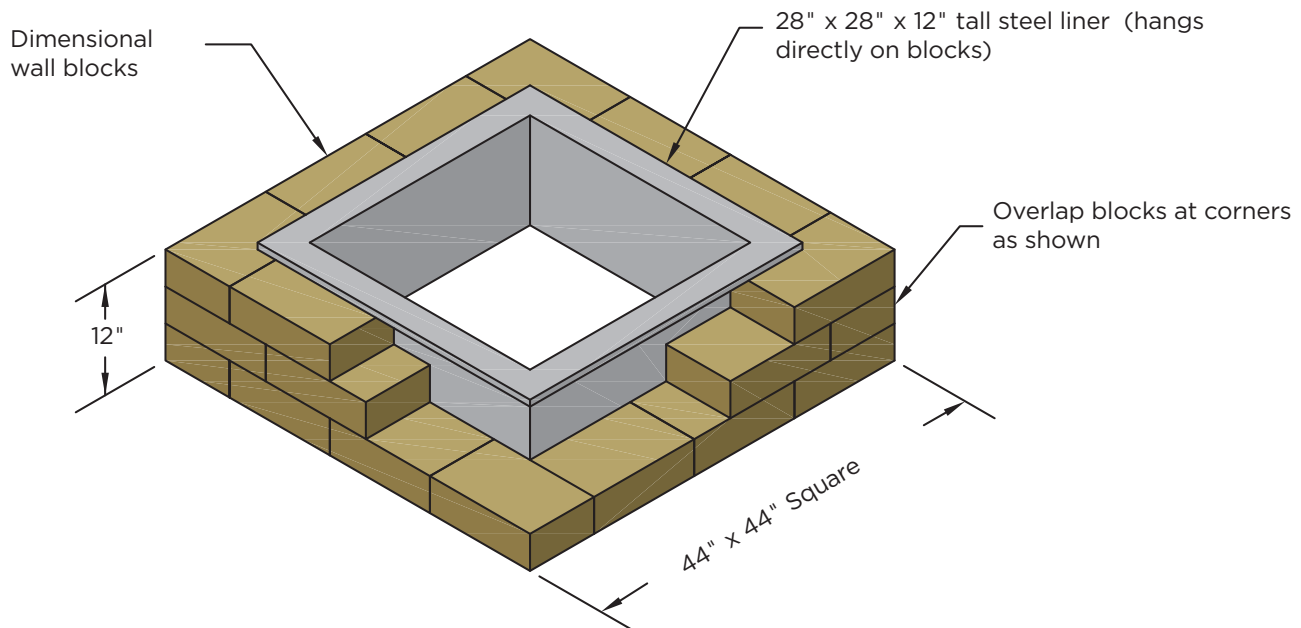
## KIT COMPONENTS

- 36 Dimensional Units
- 3-10 oz. Tubes of Adhesive
- Steel Liner
- Square Fire Pit Pallet: 1,130 lbs



The Dimensional Wall Fire Pit Kit features hand-hewn stone texture with consistent dimensions to create a natural looking square fire pit.

KITS



## COLORS



Cuyahoga Blend



Scioto Blend

Due to variations in printing, color selections should always be chosen from actual product samples.  
\*Not available in MI.

OBERRFIELDS



# KODAH FIRE PIT KIT\*



KITS

## OVERALL DIMENSIONS

12" H x 44"W x 48"D

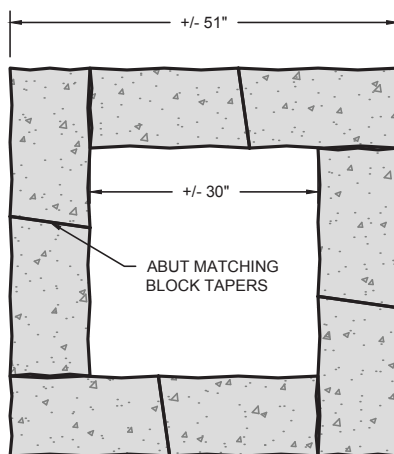
Weight - 1682 lbs. (1 pallet)

## KIT COMPONENTS

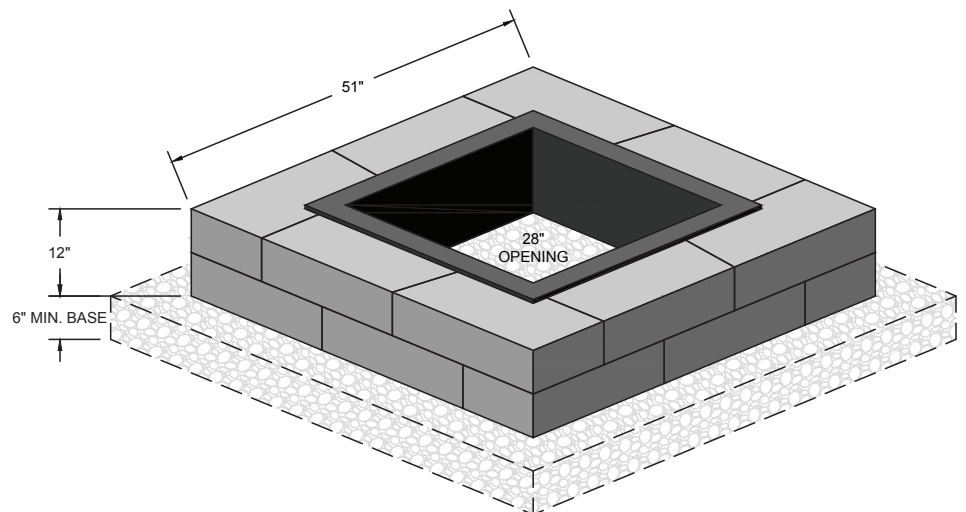
- 16 Kodah Corner Units
- 3-10 oz. Tubes of Adhesive
- Steel Liner

The Kodah fire pit features modern, linear proportions. The freshly quarried stone texture complements a variety of applications. It is designed for fast installation with large blocks and perfectly planned construction.

## TYPICAL COURSE PLAN VIEW



## TYPICAL CONSTRUCTION ISOMETRIC VIEW



## COLORS



Cuyahoga Blend



Scioto Blend

Due to variations in printing, color selections should always be chosen from actual product samples.  
\*Not available in MI.

OBERFIELDS



# EDINGTON® PUB TABLE KIT

## OVERALL DIMENSIONS

42" H x 48" W x 48" D  
Weight - 1752 lbs. (2 pallets)

## KIT COMPONENTS

- 36 Edington Wall Stone pieces
- 1-42" Table Top with 2" hole
- 1-28" Foot Rest with 2" hole
  - Both pieces 3" thick
  - The 2" hole fits standard umbrella (not incl.)
- 2-10 oz. Tubes of Adhesive
- Optional 42" Round Table Top with 2" hole (non stock)



Add additional entertaining space with our Pub Table Kit. The large table top allows plenty of room to enjoy drinks or a snack. The bottom foot rest is great for propping up your feet.

KITS

## COLORS



Canyon Creek



Charcoal



Desert Sand



Earth



Flagstone



Limestone



Quarystone

## PRECAST ROCKFACE COLORS



Cuyahoga Blend



Scioto Blend

Due to variations in printing, color selections should always be chosen from actual product samples.

OBERFIELDS




# FIREROCK® FIREPLACES



KITS

## QUICK INSTALLATION



1  
Set base plate on non-combustible foundation.



2  
Place centerbacks along rear of base plate and build smoke chamber.



3  
Install firebrick and fireplace is complete.

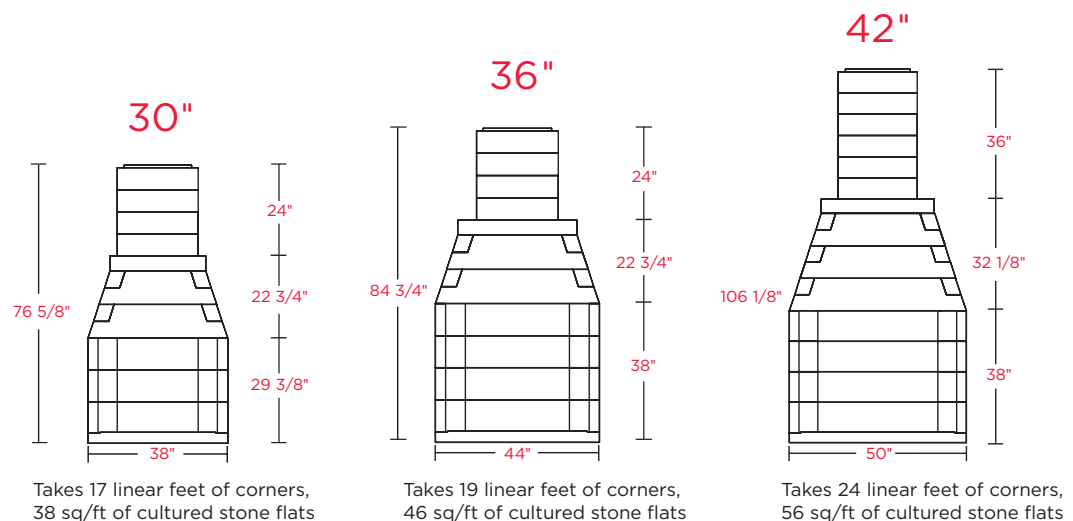
FireRock® is a simple way to build a high-end, all masonry outdoor fireplace and chimney. This smartly designed system installs in a matter of hours for less than half the cost of a traditional brick and mortar fireplace. And it enhances the value of any outdoor living space.

Model	Overall Height	Overall Depth	Overall Width	Overall Diameter	Firebox Opening Height	Smoke Chamber Height	Weight in Pounds
30" Outdoor Fireplace	76.63"	28.5"	38"	n/a	29.38"	23"	1900
36" Outdoor Fireplace	84.75"	28.5"	44"	n/a	38"	23"	2100
42" Outdoor Fireplace	106.13"	28.5"	50"	n/a	38"	32.5"	2600
36" Arched Front Outdoor Fireplace	84.75"	28.5"	44"	n/a	34"*	23"	2160
42" Arched Front Outdoor Fireplace	106.13"	28.5"	50"	n/a	34"*	32.5"	2670

\* Measurement at top of arch.

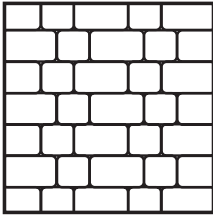
\*\* Height Extension Kit adds 6 inches to overall height. The kit also adds 320-1512 lbs depending on the width of the FireRock.

OBERFIELDS







**LEXINGTON**



Muster D  
40% Lexington 14  
60% Lexington 21




Muster K  
28% Lexington 14  
72% Lexington 21




Running Bond  
10, 14, or 21


**VINTAGE FLAT TOP WASHINGTON® PAVERS**



Muster D  
40% Wash. 14  
60% Wash. 21




Muster K  
28% Wash. 14  
72% Wash. 21




Running Bond  
10, 14, or 21


**PLYMOUTH**




90° Herringbone



Running Bond




45° Herringbone




Basketweave


**JAMESTOWN**



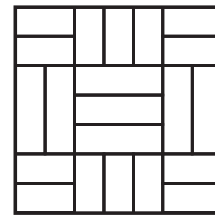
90° Herringbone



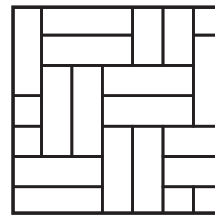
Running Bond



45° Herringbone

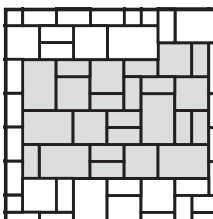


Pattern A



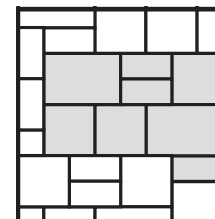
Pattern B

**MALIBU**



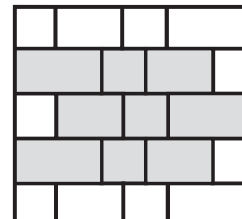
Pattern A

**OZARK & MANHATTAN**

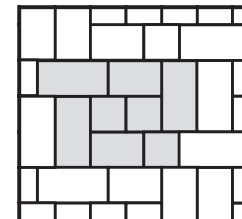


Pattern A

**NEWPORT**




Random  
Running Bond




Pattern B


**NATURAL STONE PAVERS**



Running Bond  
11.81" x 23.62",  
17.72" x 23.62", or  
23.62" x 35.43"

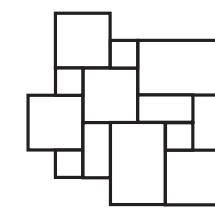


4 Piece Random  
25% 11.81" x 23.62"  
30% 17.72" x 23.62"  
25% 23.62" x 35.43"  
20% 23.62" x 23.62"

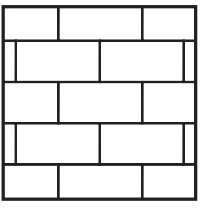


Jumbo Muster K  
28% Large Sq.  
72% Jumbo Rec.


**TRAVERTINE PAVERS**



French Pattern



Running Bond



45° Herringbone

PAVER PATTERNS

OBERFIELDS

\* All random lays are not a pattern. Random lays can consist of any grouping of the pavers. See Oberfields.com for larger format printouts.







## Color

The natural materials that we use in our paving stones and retaining wall products deliver a range of colors that closely match color samples in catalogs, spec books, color swatch books and online photos. However, Oberfields cannot guarantee exact color matching. Our pavers and walls can vary slightly in color depending on environmental conditions. Therefore, colors shown are approximate representations of standard colors and shouldn't be expected to an exact match. Final color selections should be made at your local dealer from stock product or displays. Oberfields always recommends immediately verifying the product and color upon receipt. If there are any discrepancies, contact your local dealer before continuing your project. Installation of the product constitutes its acceptance. Proper installation enhances the overall color of pavement. Units should be randomly picked from at least two pallets when installing. This creates an attractive and subtle blending of color.

---

## Efflorescence

Our warranty does not apply to efflorescence. Efflorescence is a whitish, powder like deposit that can appear on the surface of concrete pavers. When cement hydrates, calcium hydroxide is formed. A reaction occurs between the calcium hydroxide and carbon dioxide (from the air) to form water-insoluble calcium carbonate, which is then called efflorescence. Efflorescence does not have an effect on the structural performance or durability of the concrete pavers. Oberfields includes admixtures in their concrete pavers to help minimize efflorescence, but efflorescence is a natural occurrence in all concrete products. Oberfields does not warrant concrete pavers and/or walls that it manufactures against the appearance of efflorescence. Efflorescence may appear immediately or within months following installation. It may remain for months or some of it may wear away. Deposits may be removed from the concrete paver surface by using proprietary efflorescence removers. Before purchasing or applying any chemicals to remove deposits, please consult your local dealer for efflorescence removal chemicals.

---

## Polymeric Haze

Polymeric haze from the use of polymeric joint sand may appear on your concrete products if the sand was not removed from the surface of the paver properly. This does not affect the integrity of the product or your installation. The hazing will weather away naturally with time and rain. It can be removed with a specialized cleaner; you are advised to contact your contractor or the polymeric sand company used for advice on recommendations. Oberfields accepts no responsibility or liability for this occurrence.

---

## Construction Residue

A by-product of cutting with a saw is residue-filled water or concrete dust. Residue-filled water or re-hydrated dust can cling to the surface and leave a concrete stain. It is recommended to wash and remove the water or concrete dust from the surface of the pavers before it dries. Construction residue can also happen through soil disturbance or environmental elements. These contaminants should be removed immediately but do not affect the integrity of the product or your installation. Oberfields accepts no responsibility or liability for these occurrences.

---

## Compactor and Snow Removal

Oberfields pavers with textured surfaces have high and low points on the surface that give it more of an aesthetic appeal. However, pavers with textured surfaces are susceptible to surface scuffing when they are compacted into place. Therefore, these types of pavers should always be compacted with plate compactors that incorporate a protective mat or other medium between the plate compactor and the surface of the Oberfields pavers. This system will help ensure that paver surface scuffing is kept to a minimum. These protective mediums include: rubber matting, thin carpet or cardboard. Manufacturers of plate compactors are able to recommend other products that can also be used for this purpose. For further information on interlocking concrete paver details, technical information, and recommended construction practices, visit ICPI at [icpi.org](http://icpi.org).

---

## Hardscape Lifetime Transferable Warranty

Oberfields backs our manufactured paver and wall products with a lifetime limited warranty, guaranteeing our products against manufacturing defects. This warranty is for residential construction only, and is applicable where products have been correctly installed to meet industry specifications. Color variations and the appearance of efflorescence do not constitute a warranty claim. Any defective products will be replaced; however, replacement labor and transportation costs are not included in this warranty. All warranty claims must be made prior to the removal or disposal of the defective product. We will honor this warranty with a proof of purchase (invoice or delivery ticket.) The foregoing warranty is exclusive and in lieu of all other express or implied warranties of any kind. Furthermore, Oberfields disclaims all implied warranties of merchantability as well as all implied warranties of fitness for a particular purpose. Oberfields shall not be liable for any consequential damages or incidental damages arising from any warranty claim made against it.

---

**NOTE:** This warranty does not apply to any breakage, chipping, or other deterioration that was caused by improper design or installation which does not comply with applicable codes, the ICPI, NCMA, and recognized work procedures. Please visit [icpi.org](http://icpi.org) or [ncma.org](http://ncma.org) for more information on installation specifications. This warranty does not apply to any damage resulting from a natural disaster or from a deliberate and/or negligent act on the part of the purchaser, owner of the building, installer or any third party.

---



2020 V1

**SALES & MANUFACTURING**

**Masonry & Landscape**  
4033 Alum Creek Drive  
Obetz, Ohio 43207  
614-252-0955  
Fax 614-252-5858

**Masonry Manufacturing Plant**  
471 Kintner Pkwy  
Sunbury, Ohio 43074  
740-965-4141

**Sales Distribution Center**  
10075 Sheehan Road  
Centerville, OH 45458  
937-885-3711  
Fax 937-885-4355

**SALES & CORPORATE OFFICE**

**Landscape & Precast**  
528 London Road  
Delaware, Ohio 43015  
614-252-0955  
740-369-7644  
800-845-7644  
Fax 740-363-7644